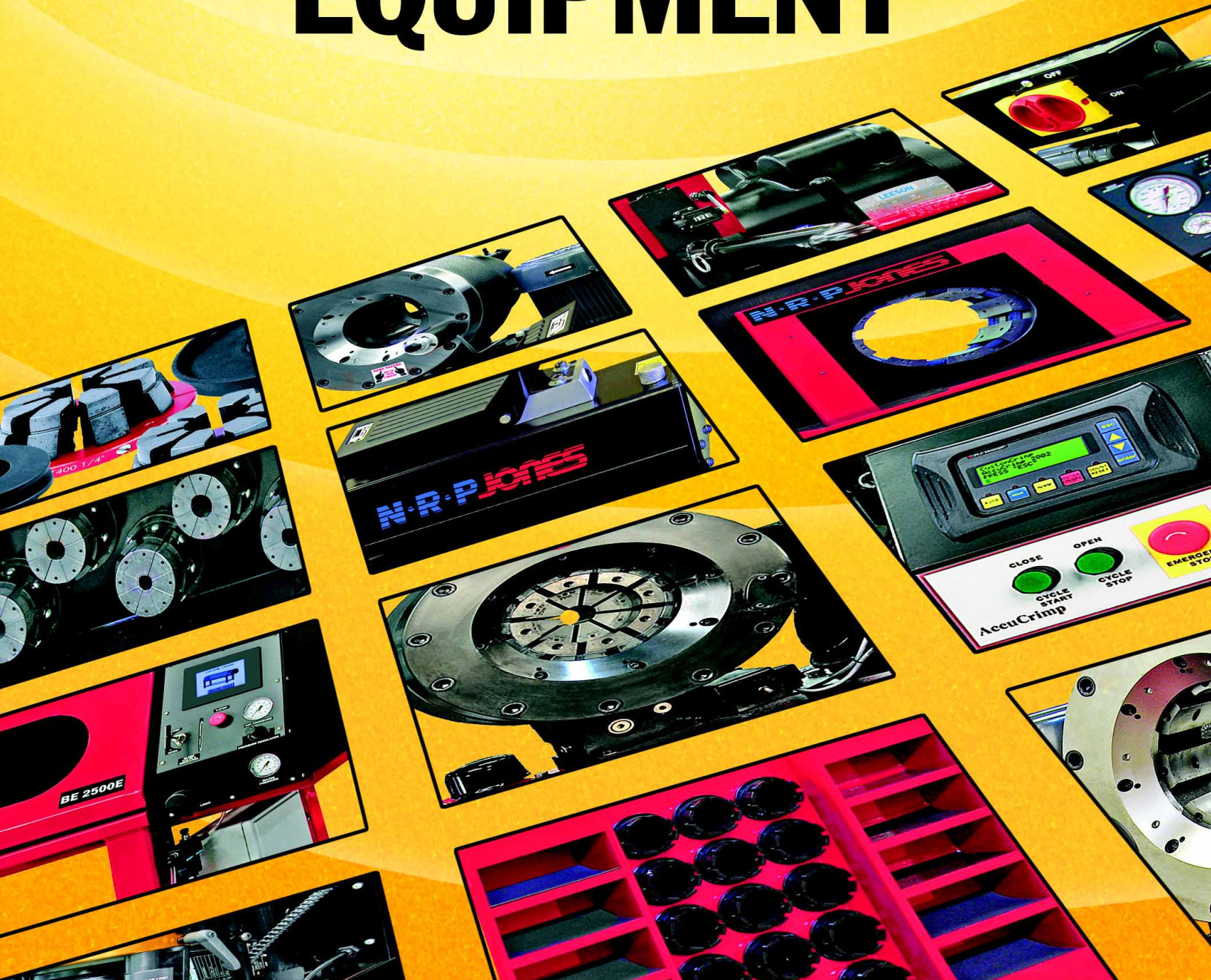




# ASSEMBLY EQUIPMENT





# HYDRAULIC PUMPS

## VEP-1001 Electric Hydraulic Pump

If your requirements call for an electric pump, the VEP-1001 will provide the performance and versatility necessary for all your crimping needs.

- Auto dump pump 10,000 psi (680 bar)
- Electric Pump: 1HP 115-volt
- Reservoir Capacity: One gallon (3785cc)
- 3/8 NPT port block
- Convenient lifting handle



## VAP-10 Air-Hydraulic Pump

If your requirements call for an air-operated pump, the VAP-10 will provide the performance and versatility necessary for all your crimping needs.

- Swivel coupling for easy hook-up from almost any position
- Internal air muffler for quieter operation
- Large reservoir for handling a variety of single-acting cylinders
- Treadle-start switch that allows the VAP-10 to power your Crimper with a slight pressure of the operator's hand or foot
- Dimensions: 12"L x 8 1/2"H x 5 1/2"W



Hydraulic Pressure (psi)	0	1000	2000	3000	4000	5000	6000	7000	8000	9000	10000
Oil Flow (in <sup>3</sup> /min)	80.8	64.6	54.2	44.5	37.5	32.0	27.1	22.2	18.4	15.1	13.1
Oil Flow (cc/min)	1324	1058	888	730	614	524	444	363	302	247	214

## VHP-10000 Hydraulic Hand Pump

Ideal for operating a Crimper wherever electrical or pneumatic power sources are not available. Using the VHP-10000 Hand Pump for on-site repairs, or as a back-up unit in the shop, provides an ideal combination of economical performance and easy-to-use convenience.

- Reservoir Capacity: 25 in<sup>3</sup> (410cc)
- Maximum Hydraulic Pressure: 10,000 psi (680 bar)
- Low Pressure Flow: 0.35 in<sup>3</sup> per stroke
- High Pressure Flow: 0.07 in<sup>3</sup> per stroke
- Maximum Handle Effort: 100 lbs (45kg)
- Dimensions: 13 7/8"L x 5 5/8"H x 3 3/8"W
- Weight: 8 lbs (3.6kg)





# CRIMPERS



## D-100-S Crimper

- Capacity: 1" two-wire and ½" four-spiral with standard dies
- Open design with removable pusher
- Accurate micrometer dial setting
- Light weight portable design
- Tubular frame with adjustable head
- Includes 5 die sets
- Sold without pump to utilize your existing power supply
- Weight: 39 lbs

## D-100-SH Crimper

- D-100-S Crimper with Hand Pump (VHP 10000)

## D-100-SP Crimper

- D-100-S Crimper with Pneumatic Pump (VAP-10)

## D-101-S Crimper

- D-100-S Crimper with Electrical Box (no pump)



## D-165-E Crimper

- Capacity: 1¼" two-wire, most 1¼" four-spiral, most 1" six-spiral
- Crimping Force: 60 tons
- Electric Pump: 1HP 110-volt
- Includes 8 die sets
- Dimensions: 12½"W x 22"L x 22¼"H
- Weight: 140 lbs





# CRIMPERS


	CC-30	CC-200	CC4-50	CC-60
Capacity:	2" two-wire 1¼" four-wire 1¼" six-wire	2" six-wire hydraulic hose 2½" industrial hose	2" six-spiral hydraulic hose 2½" industrial hose	most 2" six-spiral hy 4" industrial
Crimping Force:	155 tons	340 tons	340 tons	265 tons
Electric Pump:	1HP 110V optional: 2HP 220V	5HP 220V 3-phase optional: 460V 3-phase	7½HP 220V 3-phase optional: 460V 3-phase	7½HP 220V 3- optional: 460V 3
Included Dies:	7 sets	9 sets	9 sets	9 sets
Width:	15"	20"	20"	20"
Length:	23½"	29"	29"	29"
Height:	20½"	32"	32"	32"
Weight:	255 lbs	579 lbs	579 lbs	579 lbs
Features:	Accurate numeric crimp adjuster	Accurate numeric crimp adjuster	Programmable ACT controller	Programma ACT control



**CC-30 Crimper**



**CC-200 Crimper**



**CC4-50 C**





**CC-1000**

Hydraulic hose 2½" six-spiral hydraulic hose  
 hose 10" industrial hose

400 tons

3-phase 7½HP 220V 3-phase 2-stage  
 3-phase

—

44"

30"

74"

6185 lbs

Programmable  
 ACT controller



**CC-1000 Crimper**




**CC-60 Crimper**

rimper




# HOSE SAWS



## HS 300 Hose Saw

- 3HP 230-volt single phase electric motor
- Includes adjustable "Hose Helper" retention device
- Hose Counter
- Coolant Mister Kit included



## HS 500 Hose Saw

- 5HP 230-volt single phase electric motor
- Includes adjustable "Hose Helper" retention device
- Hose Counter
- Coolant Mister Kit included




# TEST CHAMBERS



## BE Series Test Chamber

- Pressure range to 50,000 psi
- 0-5000 psi low pressure gauge available
- Six port multiple outlet manifold
- Automatic pressure cut off when door is open
- Full front opening allows skid loading
- Interior coated with polyurethane bed liner material
- Complete range of dies and accessories available
- Inside Dimensions: 18"H x 35" x 71"L
- Weight: 750 lbs



## BE Series Electronic Test Chamber

- Programmable electronic model with paper tape printout
- Same specifications as the BE Series Test Chamber



*“We’ll go to Great Lengths to Meet Your Needs”*



**Corporate Office & Manufacturing:**

711 Daytona Street ..... Office: 219-362-9908  
LaPorte, Indiana 46350 ..... Fax: 219-324-0815  
**Customer Service Toll-Free Number ..... 1-800-348-8868**  
**Order Entry Toll-Free Fax Number ..... 1-800-207-2221**  
Website ..... [www.nrpjones.com](http://www.nrpjones.com)  
Email ..... [nrpjones@nrpjones.com](mailto:nrpjones@nrpjones.com)

**Manufacturing Facility:**

255 West 11th North ..... Office: 435-623-1740  
Nephi, Utah 84648 ..... Fax: 435-623-2638  
**Customer Service Toll-Free Number ..... 1-800-453-1480**  
**Order Entry Toll-Free Fax Number ..... 1-800-207-2221**  
Email ..... [sales@nrp-jones.com](mailto:sales@nrp-jones.com)

M A D E I N T H E  
**U.S.A.** ©