

2025

OFFICIAL CATALOG

NRP
JONES

QUALITY HYDRAULIC PRODUCTS



ISO9001 CERTIFIED QUALITY SYSTEM

NRP JONES HAS WHAT IT TAKES TO

BUILD YOUR BUSINESS

Over a half-century of experience helps you build customer satisfaction while increasing your sales and profits. Here's how:

QUALITY

Pride and craftsmanship result in the quality products that you require.

Product reliability will live up to your expectations.

NRP Jones ISO 9001 Registered.

SERVICE

Select from a wide range of hose and fitting products.

Orders are shipped from a large inventory.

You can count on prompt, knowledgeable, friendly help every time you call.

Your business is taken personally.

VALUE

NRP JONES offers competitive pricing.

Distributor programs available to increase your sales and margins.

Call or fax either of the locations below for prompt service...

Call or fax either of the locations below for prompt service:

CORPORATE OFFICE & MANUFACTURING

302 Philadelphia Street, LaPorte, Indiana 46350

P: 219-362-9908 // F: 219-324-5232

Customer Service Toll-Free Number // 1-800-348-8868

Order Entry Toll-Free Fax Number // 1-800-207-2221

www.nrpjones.com // sales@nrpjones.com

MANUFACTURING FACILITY

255 West 11th North, Nephi, Utah 84648

P: 435-623-1740 // F: 435-623-2638

Customer Service Toll-Free Number // 1-800-453-1480

sales@nrpjones.com



HOSE AND FITTING PRODUCTS

FOR EVERY NEED

Additional Products Manufactured by NRP JONES:

INDUSTRIAL HOSE FOR:

<i>Acid</i>	<i>FDA</i>	<i>Loading & Unloading</i>	<i>Rock Dust</i>	<i>Sandblast</i>
<i>Agriculture</i>	<i>Food Processing</i>	<i>Material Handling</i>	<i>Rotary Drilling</i>	<i>Slurry</i>
<i>Armored Hose</i>	<i>Wash Down</i>	<i>Oil & Gasoline</i>	<i>Choke & Kill</i>	<i>Steam Pile Driver</i>
<i>Chemical</i>	<i>Food Transfer</i>	<i>Oil Suction & Discharge</i>	<i>Marine Exhaust</i>	<i>Tank Truck</i>
<i>Concrete</i>	<i>Grease</i>	<i>Petroleum</i>	<i>Marine Coolant</i>	<i>Vacuum</i>
<i>Dredging</i>	<i>Irrigation</i>		<i>Motion Compensator</i>	<i>Water</i>

INDUSTRIAL HOSE THRU 24" I.D.

Hose Assemblies Military Specifications Private Branding Oil Field Products Skirt Board Rubber

We'll Go to Great Lengths to Meet Your Needs

CORPORATE OFFICE & MANUFACTURING

*302 Philadelphia Street, LaPorte, Indiana 46350
P: 219-362-9908 // F: 219-324-5232
Customer Service Toll-Free Number // 1-800-348-8868
Order Entry Toll-Free Fax Number // 1-800-207-2221
www.nrpjones.com // sales@nrpjones.com*

MANUFACTURING FACILITY

*255 West 11th North, Nephi, Utah 84648
P: 435-623-1740 // F: 435-623-2638
Customer Service Toll-Free Number // 1-800-453-1480
sales@nrpjones.com*

TABLE OF CONTENTS

01	<i>Hydraulic Hose Selection Guide</i>	2
02	<i>Explanation of Part Numbering Systems</i>	3
03	<i>Terms</i>	5
04	<i>Braid Reinforced Hydraulic Hose</i>	9
05	<i>Spiral Reinforced Hydraulic Hose</i>	16
06	<i>Specialty Hydraulic Hose</i>	19
	<i>Power Jack Hose</i>	19
	<i>Non-Conductive Twin-Line Hose</i>	20
	<i>Thermoplastic Hydraulic Hose</i>	21
	<i>SAE 100R14 P.T.F.E. Hose</i>	22
	<i>Push-On Hose</i>	22
	<i>Water Application Hose</i>	23
	<i>Military Hose</i>	25
07	<i>Hose Accessories</i>	28
08	<i>Stems and Ferrules for SAE 100R4</i>	29
09	<i>Two-Piece Fittings</i>	33
10	<i>Two-Piece Fittings for SAE 100R12</i>	51
11	<i>1J One-Piece Fittings</i>	57
12	<i>1P One-Piece Fittings</i>	70
13	<i>Reusable Fittings</i>	83
14	<i>P.T.F.E. Fittings</i>	87
15	<i>1W Fittings for SAE 100R12 & SAE 100R13</i>	91
16	<i>1Y Fittings for SAE 100R13 & 100R15</i>	103
17	<i>Ferrules for Spray & Pressure Washer Hose</i>	111
18	<i>Brass Push-On Fittings</i>	113
19	<i>Hydraulic Adapters</i>	115
20	<i>Metal Hose Weld-On Fittings</i>	163
21	<i>Assembly Equipment</i>	165
22	<i>Technical Data & Charts</i>	171
	<i>Table of Chemical, Oil, and Solvent Resistance of Hose</i>	173
	<i>Technical Information</i>	177
	<i>Thread Standards</i>	179
	<i>Selecting Hose Style by Flow Capacity</i>	185
	<i>Hose Selection by Flow Rate</i>	186
	<i>Four Bolt Split Flange Dimensions</i>	187

HYDRAULIC HOSE SELECTION GUIDE



INDUSTRY SPECIFICATIONS	NRP PART	CONSTRUCTION	HOSE PAGE #	FITTING PAGE #	FITTING NOTES	DASH SIZE & WORKING PRESSURE													
						-3	-4	-5	-6	-8	-10	-12	-16	-20	-24	-32	-40		
SAE 100R15	1211	6 Wire Spiral High Impulse	19	101	1Y no skive	-	-	-	6000	6000	6000	6000	6000	6000	6000	6000	6000	6000	-
4SH	1312SH	4 Wire Spiral	18	89, 101	1W no skive, 1Y	-	-	-	-	-	-	6090	5510	5075	4200	3625	-	-	-
SAE 100R14	6014	P.T.F.E.	21	85	One-Piece	-	3000	3000	2540	2030	1740	1270	870	630	-	-	-	-	-
SAE 100R13	1213	4 & 6 Wire Spiral High Impulse	18	89, 101	1W OD skive 1Y no skive	-	-	-	-	-	-	5000	5000	5000	5000	5000	5000	5000	-
SAE 100R13	1313	4 & 6 Wire Spiral	17	89, 101	1W OD skive 1Y no skive	-	-	-	-	-	-	5000	5000	5000	5000	5000	5000	5000	-
SAE 100R12	1212	4 Wire Spiral High Impulse	16	89, 101	1W no skive 1Y, Two-Piece	-	-	-	4000	4000	4000	4000	4000	3000	2500	2500	2500	2500	-
SAE 100R12	1312	4 Wire Spiral	16	89, 101	1W no skive 1Y, Two-Piece	-	-	-	4000	4000	4000	4000	4000	3000	2500	2500	2500	2500	-
DIN 20022-2SN	A750	2 Wire Braid Hydra-Max	11	57, 33, 89, 101	1J or Two-Piece, 1W, 1Y	-	5500	-	5000	5000	3500	3000	2750	1800	1300	1160	-	-	-
SAE 100R16	A150	2 Wire Braid Hydra-Lite II	10	57, 33, 89, 101	1J or Two-Piece, 1W, 1Y	-	5800	-	5000	4000	3500	3100	2400	-	-	-	-	-	-
SAE 100R2	A102	2 Wire Braid Non-Skive	9	57, 33, 89	1J or Two-Piece 1W	6000	5800	5050	5000	4000	3500	3000	2400	1825	1300	1160	-	-	-
SAE 100R3	B003	2 Textile Braid	12	57, 33	1J, Two-Piece	1500	1250	-	1125	1000	-	750	565	375	-	-	-	-	-
NRP	A320	Power Jack	19	57, 33	1J or Two-Piece	-	10,000	-	10,000	-	-	-	-	-	-	-	-	-	-
SAE 100R17	A151	1 Wire Braid Hydra-Lite I	10	57, 33, 89, 101	1J or Two-Piece, 1W, 1Y	-	3000	-	3000	3000	3000	3000	3000	3000	3000	3000	3000	3000	-
SAE 100R1	A101	1 Wire Braid Non-Skive	9	69, 57, 33	1P, 1J or Two-Piece	3000	2750	2500	2250	2000	1500	1250	1000	625	500	375	-	-	-
SAE 100R5	A005	1 Wire Braid Textile Cover	13	57, 69, 33	1J or 1P, Two-Piece, 1PR5	-	3000	3000	2250	2000	1750	1500	800	625	500	350	350	350	350
100R5	A055	1 Wire Braid Rubber Cover	14	57, 69	1J or 1P limited	-	3000	3000	2250	2000	1750	1500	800	625	500	350	350	350	350
ALL TEMP	A803	1 Wire Braid Textile Cover	14	57, 69, 33	1J or 1PR5, Two-Piece	-	3000	3000	2250	2000	1750	1500	800	625	500	350	350	350	350
HIGH TEMP II	A807	2 Wire Braid Non-Skive	15	57, 89, 101	1J, 1W or 1Y	-	5000	-	4000	3500	-	2250	2000	1625	1250	1125	-	-	-
SAE 100R4	2004	Suction & Return Line	12	33, 57	Two-Piece or 1J 3/4-1 1/4"	-	-	-	-	-	-	300	250	200	150	100	62	-	-
NRP SUPERFLEX	2014	Suction & Return Line	13	33, 57	Two-Piece or 1J 3/4-1 1/4"	-	-	-	-	-	-	300	250	200	150	100	62	-	-
PUSH-ON	2231	Spiral Push-On	22		One-Piece push-on	-	250	-	250	250	250	250	250	250	250	250	250	250	250
SAE 100R7	3107	Thermoplastic	20	69	1P	-	2750	2500	2250	2050	-	-	-	-	-	-	-	-	-
SAE 100R7	3307	Thermoplastic	20	69	1P	-	2750	2500	2250	2050	-	-	-	-	-	-	-	-	-
SAE 100R8	3108	Thermoplastic	21	69	1P	-	5000	4300	4000	3500	-	-	-	-	-	-	-	-	-
SAE 100R8	3308	Thermoplastic	21	69	1P	-	5000	4300	4000	3500	-	-	-	-	-	-	-	-	-

Stems

First Number: Type of Hose

1	100R1 & 100R4
2	100R1, 100R2, 100R3, Hydra-Lite I & II - 1-1/4" & Above 100R12
4	100R12, 3 Wire
6	100R13
P	Push-On

Second & Third Numbers: I.D. of the Hose

02-	1/8	06-	3/8	14-	7/8
03-	3/16	08-	1/2	16-	1
04-	1/4	10-	5/8	20-	1-1/4
05-	5/16	12-	3/4	24-	1-1/2

Letter & Number Designations

-FSX-S	Flat Face O-Ring Seal - Female Swivel with Crimped Nut
-L-	Long Drop
-M-	Medium Drop
-S-	Short Drop
-SS-	303-304 Stainless Steel
-S16-	316 Stainless Steel
-XH-	Extra Heavy Nut

Fourth Number or Letter:

Type of Thread Configuration or Fitting

-0	NPTF Swivel Female with O-Ring	-A	Swivel Female Flat Face O-Ring Seal - 90° Short Drop
-1	NPTF Solid Male	-A	Swivel Female Flat Face O-Ring Seal - 90° Long Drop
-2	NPTF Swivel Male	-B	SAE 45° Inverted Swivel
-3	SAE 45° Solid Male	-E	Male Flareless
-4	SAE 45° Swivel Female	-G	O-Ring Flange
-5	JIC 37° Solid Male	-J	Swivel Female Flat Face O-Ring Seal - 90° Medium Drop
-6	JIC 37° Swivel Female	-L	Swivel Female Flat Face O-Ring Seal - 45° Drop
-7	ORB Solid Male	-S	"O"-Lok Stem
-8	ORB Swivel Male	-T	Tube Stem
-9	NPTF Solid Female	-V	Victaulic Groove

Fifth & Sixth Number: Thread Specifications

	NPTF	JIC	SAE	FLAT FACE	FLANGE OR C'BORE SIZE
02	1/8-27	-	-	-	1/8
03	-	-	3/8-24	-	3/16
04	1/4-18	7/16-20	7/16-24	9/16-18	1/4
05	-	1/2-20	1/2-20	-	5/16
06	3/8-18	9/16-18	5/8-18	11/16-16	3/8
07	-	5/8-18	11/16-18	-	7/16
08	1/2-14	3/4-16	3/4-16	13/16-16	1/2
10	-	7/8-14	7/8-14	1 - 14	5/8
12	3/4-14	1-1/16 - 12	1-1/16 - 14	1-3/16 - 12	3/4
14	-	1-3/16 - 12	-	-	7/8
16	1 - 11-1/2	1-5/16 - 12	-	1-7/16 - 12	1
20	1-1/4 - 11-1/2	1-5/8 - 12	-	1-11/16 - 12	1-1/4
24	1-1/2 - 11-1/2	1-7/8 - 12	-	2 - 12	1-1/2
32	2 - 11-1/2	2-1/2 - 12	-	-	2

JIC Bent Tubes: Thread Specifications

90°	45°	JIC
64	84	7/16 - 20
65	85	1/2 - 20
66	86	9/16 - 18
68	88	3/4 - 16
70	90	7/8 - 14
72	92	1-1/16 - 12
74	94	1-3/16 - 12
76	96	1-5/16 - 12

NRP JONES PART NUMBERING SYSTEM



Ferrules

First Number: Type of Hose & Ferrule

2	100R1, 100R2, 100R3, Hydra-Lite I & II - Steel Skive
3	100R3, 100R4 - Steel Non-Skive
4	100R12, 3-Wire - Steel Skive
5	100R1AT, 100R2AT, 100R5, Hydra-Lite I & II - Steel & Aluminum Non-Skive
6	100R1, 100R2, Hydra-Lite I & II - Aluminum Skive
6	100R4 - Steel Non-Skive & 100R13 - Steel Skive
7	100R7 - Steel

Middle Letter Designations

-A-	Aluminum
-SS-	303-304 Stainless Steel
-S16-	316 Stainless Steel

Second & Third Numbers: I.D. of the Hose

02-	1/8	12-	3/4
03-	3/16	14-	7/8
04-	1/4	16-	1
05-	5/16	20-	1-1/4
06-	3/8	24-	1-1/2
08-	1/2	32-	2
10-	5/8		

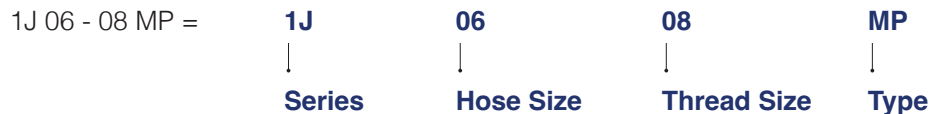
Fourth, Fifth, & Sixth Number: Type of Hose & Ferrule

-100	1 Wire - Skive
-200	1 & 2 wire combination - Skive
-300	100R3-R4-R6-GP - Steel & Aluminum Non-Skive
-400	100R4 Non-Skive - 100R12 Skive
-500	Non-Skive
-600	100R1, 100R2, Hydra-Lite I & II - Aluminum Skive
-600	100R4 - Steel Non-Skive & 100R13 - Steel Skive

JONES ID PART NUMBERING SYSTEM



Example





HYDRAULIC HOSE REEL SPECIFICATION

TERMS 03

TYPE	I.D. SIZE	REEL SIZE	FOOTAGE PER REEL	MAX # OF LGTHS	MIN LGTH ALLOWED
A101, A102, A005, A803	3/16	1	300-400	3	25'
A101, A151	1/4	1	275-350	3	25'
A102, A150	1/4	1	250-350	2	25'
A005, A803, B003	1/4	1	275-350	3	25'
A750	1/4	1	250-350	3	25'
A101, A102, A005, A803	5/16	1	250-325	3	25'
A102, A150	3/8	2	250-350	2	25'
A101, A151, B003	3/8	2	350-450	3	25'
A750	3/8	2	250-350	3	25'
A320	3/8	2	250-350	3	25'
A102, A150	1/2	2	250-350	2	25'
A101, A151, A005, A803, B003	1/2	2	300-400	3	25'
A750	1/2	2	250-350	3	25'
A101, A102, A005, B803, A150	5/8	3	250-300	3	25'
A005, A803	13/32	2	300-400	3	25'
A101, A102, A150, A750, B003	3/4	3	250-285	3	25'
A003-12	3/4	3	150-225	3	25'
A101, A102, A150, A750	1	3	150-180	3	25'

PRESSURE WASH/SPRAY HOSE	I.D. SIZE	REEL SIZE	FOOTAGE PER REEL	MAX # OF LGTHS	MIN LGTH ALLOWED
A184, A098	1/4	1	275-350	3	25'
A184, A098, A096	3/8	2	450-550	3	25'
A184, A098, A096	1/2	2	340-370	3	25'
A096	3/4	3	250-325	3	25'
A040	1/2	2	200-250	3	25'
A040	5/8	3	250-300	3	25'
A040	3/4	3	225-275	3	25'

Reel Size Specifications

Reel Size 1: End disc 16" diameter x 10" traverse.
 Reel Size 2: End disc 16" diameter x 20" traverse.
 Reel Size 3: End disc 21-1/2" diameter x 20" traverse.

Items available in 50' maximum lengths:

100R5: 7/8" I.D.
 100R4: 3/4" and 1/2" I.D.

UPS shippable reels available upon request.

UPS SHIPPABLE REEL SPECIFICATION FOR HYDRAULIC HOSE



03
TERMS

SAE	P/N	HOSE SIZE	MAX FOOTAGE	MAX # OF LENGTHS	MIN LGTH ALLOWED
100R1AT	A101-04	1/4	350 PER REEL	3	25'
100R1AT	A101-06	3/8	275 PER REEL	2	25'
100R1AT	101-08	1/2	150-180 PER REEL	2	25'
100R1AT	A101-12	3/4	165 PER BOX	2	25'
100R1AT	A101-16	1	90 PER BOX	2	25'
100R2AT	A102-04	1/4	250 PER REEL	3	25'
100R2AT	A102-06	3/8	175 PER REEL	2	25'
100R2AT	A102-08	1/2	140 PER REEL	2	25'
100R2AT	A102-12	3/4	96 PER BOX	2	25'
100R2AT	A102-16	1	70 PER BOX	2	25'
	A151-04	1/4 X 1 HYDR	350	3	25
	A151-06	3/8 X 1 HYDR	250	2	25'
	A151-08	1/2 X 1 HYDR	150-180	2	25'
	A150-04	1/4 X 2 HYDR	250	2	25'
	A150-06	3/8 X 2 HYDR	200	2	25'
	A150-08	1/2 X 2 HYDR	160	2	25'

Reel Size Specifications

All reel and box weights up to maximum 70 lbs. each.
Reel Size – ALL UPS reels are #1



WARRANTY STATEMENT

NRP Jones LLC warrants that its products shall be free from defects in materials and workmanship when properly used and applied under normal conditions. Our liability on proven defective material is expressly limited to the original net purchase price, less service received on a pro-rated basis, or at the option of NRP Jones LLC the replacement of such item, upon its authorized return.

All claims for defective goods must be received in writing within a maximum of 12 months from date of sale by NRP Jones LLC to be considered. Seller's advance written authorization is required for the return of any product.

Merchandise damaged as a result of carelessness, mishandling, or misapplication is specifically excluded from the above warranty, as are all implied warranties, on any consequential injury, property damage and/or loss of profit which may be claimed to have been incurred through the sale or use of any such products or parts thereof which might be defective.

Except as otherwise expressly provided above, seller makes no representation or warranty of any kind, express or implied, with respect to the goods sold as to merchantability, fitness for a particular purpose, or any other matter with respect to the goods, whether used alone or in combination with other products.



FREIGHT POLICY

Effective July 12, 2021

Qualified Orders will be shipped F.O.B. from shipping point-of-origin. Qualified orders will be shipped prepaid to one destination served by a common carrier within the continental United States and Canada. Shipments to Canadian locations will qualify for prepaid freight when direct drop shipment from NRP Jones point-of-origin to customer location is requested. NRP Jones will select the shipping point, routing, and carrier for all prepaid shipments. Hose, fittings, and adapter back orders will be shipped prepaid provided that the order allows for a ten-day lead time for the order to be filled. Add-on orders will also qualify for prepaid freight provided that the add-on is available from current inventory and the add-on order is received prior to any shipment of the initiating purchase order.

Single shipment orders qualify for prepaid freight as follows:

Hydraulic and Industrial Hose	Net order value - \$4,000 USD Hydraulic and industrial hose combined for prepaid freight. <i>(Note: Large bore 6-inch and up, is shipped collect.)</i>
Hydraulic Fittings, Hydraulic Hose	Combined for prepaid freight, net order on adapters and industrial hose valued at \$4,000 USD or when ordered in conjunction with an industrial hose order with a net value of \$4,000 USD.
Hy-Tek Hose & Coupling - Pre-Made Assemblies	Net order value - \$4,000 USD
Rotary Hose Products	Net order value - \$12,500 USD

RETURN POLICY



Hose

Payment Terms	Net 30 Days
---------------	-------------

Minimum Order	\$250.00
---------------	----------

Fittings

Payment Terms	Net 30 Days
---------------	-------------

Minimum Order	\$100.00
---------------	----------

Bulk Pack Price	In effect when bulk pack quantity is ordered.
-----------------	---

100 Piece Price	In effect when 100 pieces are ordered. If bulk pack quantity is 100 pieces or less, the 100 piece price will be in effect when ½ the bulk pack quantity is ordered.
-----------------	---

Quantity Price	In effect when less than 100 pieces or less than ½ bulk pack is ordered.
----------------	--

General

Returns	Prepaid freight and advanced written authorization required for all returns.
---------	--

Changes	Prices and specifications subject to change without prior notice.
---------	---

WIRE BRAID HYDRAULIC HOSE



SAE 100R1 WearGuard NRP 1-Wire Braid Non-Skive

Recommended for: Medium pressure hydraulic oil lines. Meets or exceeds requirements of SAE 100R1.

Tube: Black, oil resistant, Nitrile (NBR)

Reinforcement: One braid of high tensile steel wire

WearGuard Cover: Black, oil and abrasion resistant Neoprene (CR). MSHA approved.

Temperature: -40° F to +250° F

Recommended coupling: 1P, 1J, Two-Piece

PART NUMBER	JONES ID#	HOSE I.D. (IN.)	HOSE O.D. (IN.)	RATED W.P. (PSI)	MIN. BURST (PSI)	MIN. BEND RADIUS (IN.)	WT. PER FT. (LBS)
A101-03	R1-03	3/16	0.47	3,000	12,000	3.50	0.13
A101-04	R1-04	1/4	0.53	2,750	11,000	4.00	0.16
A101-05	R1-05	5/16	0.59	2,500	10,000	4.50	0.17
A101-06	R1-06	3/8	0.68	2,250	9,000	5.00	0.22
A101-08	R1-08	1/2	0.80	2,000	8,000	7.00	0.28
A101-10	R1-10	5/8	0.93	1,500	6,000	8.00	0.34
A101-12	R1-12	3/4	1.09	1,250	5,000	9.50	0.41
A101-16	R1-16	1	1.41	1,000	4,000	12.00	0.63
1101-20	R1-20	1-1/4	1.72	625	2,500	16.50	0.91
1101-24	R1-24	1-1/2	2.00	500	2,000	20.00	1.07
1101-32	R1-32	2	2.54	375	1,500	25.00	1.44



SAE 100R2 WearGuard NRP 2-Wire Braid Non-Skive

Recommended for: High pressure hydraulic oil lines. Meets or exceeds requirements of SAE 100R2.

Tube: Black, oil resistant, Nitrile (NBR)

Reinforcement: Two braids of high tensile steel wire

WearGuard Cover: Black, oil and abrasion resistant Neoprene (CR). MSHA approved.

Temperature: -40° F to +250° F

Recommended coupling: 1J, 1W, 1Y, Two-Piece

PART NUMBER	JONES ID#	HOSE I.D. (IN.)	HOSE O.D. (IN.)	RATED W.P. (PSI)	MIN. BURST (PSI)	MIN. BEND RADIUS (IN.)	WT. PER FT. (LBS)
A102-03	R2-03	3/16	0.53	6,000	24,000	3.50	0.20
A102-04	R2-04	1/4	0.59	5,800	23,200	4.00	0.25
A102-05	R2-05	5/16	0.65	5,050	20,200	4.50	0.27
A102-06	R2-06	3/8	0.75	5,000	20,000	5.00	0.32
A102-08	R2-08	1/2	0.86	4,000	16,000	7.00	0.40
A102-10	R2-10	5/8	1.00	3,500	14,500	8.00	0.49
A102-12	R2-12	3/4	1.16	3,000	12,400	9.50	0.57
A102-16	R2-16	1	1.49	2,400	9,600	12.00	0.90
1102-20	R2-20	1-1/4	1.90	1,825	7,300	16.50	1.47
1102-24	R2-24	1-1/2	2.15	1,300	5,200	25.00	1.70
1102-32	R2-32	2	2.66	1,160	4,640	25.00	2.34

WIRE BRAID HYDRAULIC HOSE



04 BRAID REINFORCED HYDRAULIC HOSE



SAE 100R17 WearGuard (Hydra-Lite I) NRP 1 or 2 Wire Braid Non Skive

Recommended for: Applications which meet or exceed SAE 100R17. Medium pressure hydraulic oil lines

Tube: Black, oil resistant, Nitrile (NBR)

Reinforcement: One wire high tensile steel braid in sizes 1/4 through 1/2". Two wire high tensile steel braid in sizes 5/8-1".

WearGuard Cover: Black, oil and abrasion resistant Neoprene (CR). MSHA approved.

Temperature: -40° F to 250° F

Recommended coupling: 1J, 1W, 1Y, Two-Piece

PART NUMBER	JONES ID#	HOSE I.D. (IN.)	HOSE O.D. (IN.)	RATED W.P. (PSI)	MIN. BURST (PSI)	MIN. BEND RADIUS (IN.)	WT. PER FT. (LBS)
A151-04	R17-04	1/4	0.53	3,000	12,000	2.00	0.16
A151-06	R17-06	3/8	0.68	3,000	12,000	2.50	0.23
A151-08	R17-08	1/2	0.80	3,000	12,000	3.50	0.28
A151-10	R17-10	5/8	1.00	3,000	12,000	4.00	0.49
A151-12	R17-12	3/4	1.16	3,000	12,000	4.75	0.57
A151-16	R17-16	1	1.49	3,000	12,000	6.00	0.90



SAE 100R17 WearGuard Plus NRP 1 or 2 Wire Braid Non Skive

Recommended for: Applications which meet or exceed SAE 100R17. Medium pressure hydraulic oil lines

Tube: Black, oil resistant, Nitrile (NBR)

Reinforcement: One wire high tensile steel braid in sizes 1/4 thru 1/2". Two wire high tensile steel braid in sizes 5/8-1".

WearGuard Cover: Black, oil and extreme abrasion resistant Neoprene (CR). MSHA approved.

Temperature: -40° F to 250° F

Recommended coupling: 1J, 1W, 1Y, Two-Piece

PART NUMBER	JONES ID#	HOSE I.D. (IN.)	HOSE O.D. (IN.)	RATED W.P. (PSI)	MIN. BURST (PSI)	MIN. BEND RADIUS (IN.)	WT. PER FT. (LBS)
A251-04	R17-04+	1/4	0.53	3,000	12,000	2.00	0.16
A251-06	R17-06+	3/8	0.68	3,000	12,000	2.50	0.23
A251-08	R17-08+	1/2	0.80	3,000	12,000	3.50	0.28
A251-10	R17-10+	5/8	1.00	3,000	12,000	4.00	0.49
A251-12	R17-12+	3/4	1.16	3,000	12,000	4.75	0.57
A251-16	R17-16+	1	1.49	3,000	12,000	6.00	0.90

WIRE BRAID HYDRAULIC HOSE



SAE 100R16 WearGuard (Hydra-Lite II) NRP 2 Wire Braid Non Skive

Recommended for: Applications which meet or exceed SAE 100R16. Medium pressure hydraulic oil lines

Tube: Black, oil resistant, Nitrile (NBR)

Reinforcement: Two wire braid of high tensile steel.

WearGuard Cover: Black, oil and abrasion resistant Neoprene (CR). MSHA approved.

Temperature: -40° F to 250° F

Recommended coupling: 1J, 1W, 1Y, Two-Piece

PART NUMBER	JONES ID#	HOSE I.D. (IN.)	HOSE O.D. (IN.)	RATED W.P. (PSI)	MIN. BURST (PSI)	MIN. BEND RADIUS (IN.)	WT. PER FT. (LBS)
A150-04	R16-04	1/4	0.57	5,800	23,200	2.00	0.24
A150-06	R16-06	3/8	0.72	4,800	19,200	2.50	0.30
A150-08	R16-08	1/2	0.84	4,000	16,000	3.50	0.39
A150-10	R16-10	5/8	0.98	3,500	14,500	4.00	0.47
A150-12	R16-12	3/4	1.10	3,100	12,400	4.75	0.55
A150-16	R16-16	1	1.41	2,400	9,600	6.00	0.82



SAE 100R16 WearGuard Plus NRP 2-Wire Braid Non Skive

Recommended for: Applications which meet or exceed SAE 100R16. Medium pressure hydraulic oil lines

Tube: Black, oil resistant, Nitrile (NBR)

Reinforcement: Two wire braid of high tensile steel.

WearGuard Cover: Black, oil and extreme abrasion resistant Neoprene (CR).

Temperature: -40° F to 250° F

Recommended coupling: 1J, 1W, 1Y, Two-Piece

PART NUMBER	JONES ID#	HOSE I.D. (IN.)	HOSE O.D. (IN.)	RATED W.P. (PSI)	MIN. BURST (PSI)	MIN. BEND RADIUS (IN.)	WT. PER FT. (LBS)
A250-04	R16-04+	1/4	0.57	5,800	23,200	2.00	0.24
A250-06	R16-06+	3/8	0.72	4,800	19,200	2.50	0.30
A250-08	R16-08+	1/2	0.84	4,000	16,000	3.50	0.39
A250-10	R16-10+	5/8	0.98	3,500	14,500	4.00	0.47
A250-12	R16-12+	3/4	1.10	3,100	12,400	4.75	0.55
A250-16	R16-16+	1	1.41	2,400	9,600	6.00	0.82

WIRE-TEXTILE BRAID HYDRAULIC HOSE



04 BRAID REINFORCED HYDRAULIC HOSE



DIN 20022-2SN Hydra-Max NRP 2-Wire Braid Non Skive

Recommended for: High pressure hydraulic applications. Meets or exceeds DIN 20022-2SN performance specifications.

Tube: Black, oil resistant, Nitrile (NBR)

Reinforcement: Two wire braid of high tensile steel.

WearGuard Cover: Black, oil and abrasion resistant Neoprene (CR). MSHA approved.

Temperature: -40° F to 250° F

Recommended coupling: 1J, 1W, 1Y, Two-Piece

PART NUMBER	JONES ID#	HOSE I.D. (IN.)	HOSE O.D. (IN.)	RATED W.P. (PSI)	MIN. BURST (PSI)	MIN. BEND RADIUS (IN.)	WT. PER FT. (LBS)
A750-04	2SN-04	1/4	0.59	5,500	22,000	4.00	0.25
A750-06	2SN-06	3/8	0.75	5,000	20,000	5.00	0.32
A750-08	2SN-08	1/2	0.86	5,000	20,000	7.00	0.40
A750-10	2SN-10	5/8	1.00	3,500	14,000	8.00	0.49
A750-12	2SN-12	3/4	1.16	3,000	12,000	9.50	0.57
A750-16	2SN-16	1	1.49	2,750	11,000	12.00	0.90
1750-20	2SN-20	1-1/4	1.90	1,800	7,200	16.50	1.47
1750-24	2SN-24	1-1/2	2.15	1,300	5,200	25.00	1.70
1750-32	2SN-32	2	2.68	1,160	4,640	25.00	2.34



SAE 100R3 NRP 2-Textile Braid

Recommended for: Petroleum and water based hydraulic fluids, anti-freeze and water. Meets or exceeds requirements for SAE 100R3.

Tube: Black, oil resistant, Nitrile (NBR)

Reinforcement: Two textile braids, pre-treated for tube and cover adhesion.

Cover: Black, oil and abrasion resistant Neoprene (CR). MSHA approved.

Temperature: -40° F to +200° F

Recommended coupling: 1J, Two-Piece

PART NUMBER	JONES ID#	HOSE I.D. (IN.)	HOSE O.D. (IN.)	RATED W.P. (PSI)	MIN. BURST (PSI)	MIN. BEND RADIUS (IN.)	WT. PER FT. (LBS)
B003-03	R3-03	3/16	0.50	1,500	6,000	3.00	0.10
B003-04	R3-04	1/4	0.56	1,250	5,000	3.00	0.12
B003-06	R3-06	3/8	0.75	1,125	4,500	4.00	0.18
B003-08	R3-08	1/2	0.94	1,000	4,000	5.00	0.29
B003-12	R3-12	3/4	1.25	750	3,000	6.00	0.45
B003-16	R3-16	1	1.50	565	2,250	8.00	0.57
2003-20	R3-20	1-1/4	1.75	375	1,500	10.00	0.65

WIRE-TEXTILE BRAID HYDRAULIC HOSE



SAE 100R4 NRP Suction and Return

Recommended for: Petroleum and water based hydraulic fluids, in low pressure and vacuum service. Especially recommended for return lines in hydraulic control systems. Meets or exceeds requirements of SAE 100R4

Tube: Black, oil resistant, Nitrile (NBR)

Reinforcement: Two textile braids, pre-treated for tube and cover adhesion. Helix wires are located between the braids to resist collapse under vacuum or bending.

Cover: Black, oil and weather resistant Neoprene (CR). MSHA approved.

Temperature: -40° F to +200° F

Recommended coupling: 1J, Two-Piece

PART NUMBER	JONES ID#	HOSE I.D. (IN.)	HOSE O.D. (IN.)	RATED W.P. (PSI)	MIN. BURST (PSI)	RATED SUCTION (IN./HG.)	MIN. BEND RADIUS (IN.)	WT. PER FT. (LBS)
2004-12	R4-12	3/4	1.24	300	1,200	25.00	5.0	0.42
2004-16	R4-16	1	1.53	250	1,000	25.00	6.0	0.57
2004-20	R4-20	1-1/4	1.78	200	800	25.00	8.0	0.67
2004-24	R4-24	1-1/2	2.07	150	600	25.00	10.0	0.84
2004-32	R4-32	2	2.54	100	400	25.00	12.0	1.03
2004-40	R4-40	2-1/2	3.12	62	250	25.00	14.0	1.70
2004-48	R4-48	3	3.62	56	225	25.00	18.0	1.98
2004-56	R4-56	3-1/2	4.14	45	180	25.00	21.0	2.34
2004-64	R4-64	4	4.70	35	140	25.00	24.0	3.03



SUPERFLEX No. 2014 NRP Suction and Return

Recommended for: Petroleum and water based hydraulic fluids, in low pressure and return line service. Minimum bend radius one half the bend radius of SAE 100R4.

Tube: Black, oil resistant, Nitrile (NBR)

Reinforcement: Two textile braids, pre-treated for tube and cover adhesion. Helix wires are located between the braids to resist collapse under vacuum or bending.

Cover: Black, oil and weather resistant Neoprene (CR). MSHA approved.

Temperature: -40° F to +212° F

Branding: Green Mylar "NRP Superflex Return Line"

Recommended coupling: 1J, Two-Piece

PART NUMBER	JONES ID#	HOSE I.D. (IN.)	HOSE O.D. (IN.)	RATED W.P. (PSI)	MIN. BURST (PSI)	RATED SUCTION (IN./HG.)	MIN. BEND RADIUS (IN.)	WT. PER FT. (LBS)
2014-12	SF-12	3/4	1.20	300	1,200	25.00	2.5	0.40
2014-16	SF-16	1	1.49	250	1,000	25.00	3.0	0.54
2014-20	SF-20	1-1/4	1.78	200	800	25.00	4.0	0.66
2014-24	SF-24	1-1/2	2.06	150	600	25.00	5.0	0.87
2014-32	SF-32	2	2.54	100	400	25.00	6.0	1.36
2014-40	SF-40	2-1/2	3.02	62	250	25.00	7.0	1.72

WIRE-TEXTILE BRAID HYDRAULIC HOSE



04 BRAID REINFORCED HYDRAULIC HOSE



SAE 100R5 NRP 1-Wire Braid Textile Cover

Recommended for: Medium pressure hydraulic applications using petroleum based hydraulic fluids. Also for gasoline, water, air and truck air brake applications. Meets and exceeds the requirements of SAE 100R5 and SAE J1402 type A11 for hydraulic service in all sizes. Meets and exceeds the requirements of DOT FMVSS 106 type A11 for the truck air brake applications in sizes 3/16" thru 5/8". Also approved by AAMVA for air brake service.

Tube: Black, oil resistant, high temperature Nitrile (NBR)

Reinforcement: One high tensile steel wire braid over one polyester braid. Friction layers under and over wire braid to improve tube and cover adhesion.

Cover: Oil resistant polyester braid impregnated with Neoprene (CR). MSHA approved.

Temperature: -40° F to +275° F; +300° F intermittent.

Recommended coupling: 1PR5, 1J, Two-Piece

PART NUMBER	JONES ID#	HOSE I.D. (IN.)	HOSE O.D. (IN.)	RATED W.P. (PSI)	MIN. BURST (PSI)	MIN. BEND RADIUS (IN.)	WT. PER FT. (LBS)
A005-04	R5-04	3/16	0.52	3,000	12,000	3.00	0.16
A005-05	R5-05	1/4	0.58	3,000	12,000	3.38	0.18
A005-06	R5-06	5/16	0.67	2,250	9,000	4.00	0.23
A005-08	R5-08	13/32	0.77	2,000	8,000	4.62	0.27
A005-10	R5-10	1/2	0.92	1,750	7,000	5.50	0.36
A005-12	R5-12	5/8	1.08	1,500	6,000	6.50	0.44
1005-16	R5-16	7/8	1.23	800	3,200	7.38	0.45
1005-20	R5-20	1-1/8	1.50	625	2,500	9.00	0.56
1005-24	R5-24	1-3/8	1.75	500	2,000	10.50	0.64
1005-32	R5-32	1-13/16	2.22	350	1,400	13.25	0.83
1005-40	R5-40	2-3/8	2.88	350	1,400	24.00	1.30



All-Temp 1-Wire Braid Textile Cover*

Recommended for: High temperature, medium pressure hydraulic applications using petroleum base hydraulic fluids. Also for gasoline, diesel fuel, oil, water, and air. Meets SAE 100R5 and SAE J1402 type A11 for hydraulic service in all sizes. Meets the requirements of DOT FMVSS 106 type A11 for truck air brake specifications in sizes 3/16" thru 5/8". Also approved by AAMVA for air brake service.

Tube: Black, oil resistant, high temperature Nitrile (NBR)

Reinforcement: One high tensile steel wire braid over one polyester braid. Friction layers under and over wire braid to improve tube and cover adhesion.

Cover: Blue, oil resistant polyester braid impregnated with Neoprene (CR).

Temperature: -40° F to +300° F

Recommended coupling: 1PR5, 1J, Two-Piece

PART NUMBER	JONES ID#	HOSE I.D. (IN.)	HOSE O.D. (IN.)	RATED W.P. (PSI)	MIN. BURST (PSI)	MIN. BEND RADIUS (IN.)	WT. PER FT. (LBS)
A803-04	HT1-04*	3/16	0.52	3,000	12,000	3.00	0.16
A803-05	HT1-05*	1/4	0.58	3,000	12,000	3.38	0.18
A803-06	HT1-06*	5/16	0.67	2,250	9,000	4.00	0.23
A803-08	HT1-08*	13/32	0.77	2,000	8,000	4.62	0.27
A803-10	HT1-10*	1/2	0.92	1,750	7,000	5.50	0.36
A803-12	HT1-12*	5/8	1.08	1,500	6,000	6.50	0.44
1803-16	HT1-16	7/8	1.23	800	3,200	7.38	0.45
1803-20	HT1-20	1-1/8	1.50	625	2,500	9.00	0.56
1803-24	HT1-24	1-3/8	1.75	500	2,000	10.50	0.64
1803-32	HT1-32	1-13/16	2.22	350	1,400	13.25	0.90
1803-40	HT1-40	2-3/8	2.87	350	1,400	24.00	1.36



*SAE J1942 Table 1; Fluid Power Hydraulic Systems Code H

WIRE-TEXTILE BRAID HYDRAULIC HOSE

HIGH TEMP II 2-Wire Braid Non Skive



Recommended for: Recommended for: High temperature, medium pressure hydraulic applications using petroleum base hydraulic fluids. Also for gasoline, diesel fuel, oil, water, and air. Dimensions and working pressures are the same as SAE 100R2AT.

Tube: Black, oil resistant, synthetic Nitrile (NBR)

Reinforcement: Two high tensile steel wire braids.

Cover: Blue, oil and abrasion resistant, Neoprene (CR).

Temperature: -40° F to +300° F

Recommended coupling: 1J, 1W, 1Y, Two-Piece

PART NUMBER	JONES ID#	HOSE I.D. (IN.)	HOSE O.D. (IN.)	RATED W.P. (PSI)	MIN. BURST (PSI)	MIN. BEND RADIUS (IN.)	WT. PER FT. (LBS)
A807-04	HT2-04	1/4	0.59	5,000	20,000	4.00	0.25
A807-06	HT2-06	3/8	0.75	4,000	16,000	5.00	0.32
A807-08	HT2-08	1/2	0.86	3,500	14,000	7.00	0.40
A807-12	HT2-12	3/4	1.16	2,250	9,000	9.50	0.57
A807-16	HT2-16	1	1.49	2,000	8,000	12.00	0.90
1807-20	HT2-20	1-1/4	1.90	1,625	6,500	16.50	1.47
1807-24	HT2-24	1-1/2	2.15	1,250	5,000	25.00	1.70
1807-32	HT2-32	2	2.66	1,125	4,500	25.00	2.34

HIGH PRESSURE HYDRAULIC HOSE



05 BRAID & SPIRAL REINFORCED HYDRAULIC HOSE



SAE 100R12 - FLEX PLUS 4 Spiral Jones 9-Lives

Recommended for: High pressure hydraulic oil lines for heavy duty service applications with crude oils, fuel oils, lubricating oils, and gasoline. Exceeds SAE 100R12 performance and half bend radius.

Tube: Black, oil resistant, Chloroprene

Reinforcement: Four plies of spirally-wrapped high tensile steel wire.

Cover: Chloroprene. Yellow mylar layline.

Temperature: -40° F to 250° F

Lengths: Hose supplied in 50' lengths.

Recommended coupling: 1W, 1Y, Two-Piece

PART NUMBER	JONES ID#	HOSE I.D. (IN.)	HOSE O.D. (IN.)	RATED W.P. (PSI)	MIN. BURST (PSI)	MIN. BEND RADIUS (IN.)	WT. PER FT. (LBS)
1212-06	R12-06+	3/8	0.797	4,000	16,000	2.50	0.40
1212-08	R12-08+	1/2	0.935	4,000	16,000	3.50	0.54
1212-10	R12-10+	5/8	1.080	4,000	16,000	4.00	0.74
1212-12	R12-12+	3/4	1.210	4,000	16,000	4.75	0.94
1212-16	R12-16+	1	1.495	4,000	16,000	6.00	1.34
1212-20	R12-20+	1-1/4	1.850	3,000	12,000	8.25	1.74
1212-24	R12-24+	1-1/2	2.105	2,500	10,000	10.00	2.01
1212-32	R12-32+	2	2.626	2,500	10,000	12.50	2.75

Premium Features:

1. Ultra high abrasion resistant cover,
2. Half bend radius flexibility,
3. High impulse life



SAE 100R12 - Jones 4 Spiral

Recommended for: High pressure hydraulic oil lines for heavy duty service applications with crude oils, fuel oils, lubricating oils, and gasoline. Meets or exceeds SAE 100R12.

Tube: Black, oil resistant, Neoprene (CR)

Reinforcement: Four plies of spirally-wrapped high tensile steel wire.

Cover: SBR/EPDM. MSHA approved. Yellow mylar layline.

Temperature: -40° F to +250° F

Lengths: Hose supplied in random lengths.

Recommended coupling: 1W, 1Y, Two-Piece

PART NUMBER	JONES ID#	HOSE I.D. (IN.)	HOSE O.D. (IN.)	RATED W.P. (PSI)	MIN. BURST (PSI)	MIN. BEND RADIUS (IN.)	WT. PER FT. (LBS)
1312-06	R12-06	3/8	0.80	4,000	16,000	5.00	0.44
1312-08	R12-08	1/2	0.94	4,000	16,000	7.00	0.55
1312-10	R12-10	5/8	1.08	4,000	16,000	8.00	0.77
1312-12	R12-12	3/4	1.21	4,000	16,000	9.50	0.82
1312-16	R12-16	1	1.50	4,000	16,000	12.00	1.28
1312-20	R12-20	1-1/4	1.85	3,000	12,000	16.50	1.76
1312-24	R12-24	1-1/2	2.10	2,500	10,000	20.00	2.18
1312-32	R12-32	2	2.62	2,500	10,000	25.00	2.85

HIGH PRESSURE HYDRAULIC HOSE



*NRP Jones High Pressure 4 Spiral Hose
DIN EN 856 4SH*

Tube: Neoprene, resistant against hydraulic fluids
Reinforcement: 4 high tensile steel wire spiral layers
Cover: Black, abrasion and ozone resistant Neoprene - MSHA approved. Red mylar layline.
Temperature: -40° F to 212° F (max 248° F intermittent)
Lengths: Hose supplied in random lengths.
Recommended coupling: 1W, 1Y

PART NUMBER	JONES ID#	HOSE I.D. (IN.)	HOSE O.D. (IN.)	RATED W.P. (PSI)	MIN. BURST (PSI)	MIN. BEND RADIUS (IN.)	WT. PER FT. (LBS)
1312-10SH	4SH-10	5/8	1.09	5,076	20,305	9.84	0.66
1312-12SH	4SH-12	3/4	1.26	6,090	24,366	11.02	0.96
1312-16SH	4SH-16	1	1.52	5,510	22,046	13.38	1.48
1312-20SH	4SH-20	1-1/4	1.78	5,075	20,015	18.11	1.73
1312-24SH	4SH-24	1-1/2	2.10	4,200	16,824	22.05	2.22
1312-32SH	4SH-32	2	2.64	3,625	14,503	27.55	3.32



*SAE 100R13- Flex Plus
4 and 6 Spiral Jones 9-Lives*

Recommended for: Extra high pressure hydraulic oil lines for heavy duty service applications with crude oils, fuel oils, lubricating oils, and gasoline. Exceeds SAE 100R13 performance and half the bend radius.
Tube: Black, oil resistant, Chloroprene
Reinforcement: Multiple plies of spirally-wrapped high tensile steel wire.
Cover: Chloroprene. Red mylar layline.
Temperature: -40° F to +250° F
Lengths: Hose supplied in 50' lengths.
Recommended coupling: 1W, 1Y

PART NUMBER	JONES ID#	HOSE I.D. (IN.)	HOSE O.D. (IN.)	RATED W.P. (PSI)	MIN. BURST (PSI)	MIN. BEND RADIUS (IN.)	WT. PER FT. (LBS)
1213-12	R13-12+	3/4	1.263	5,000	20,000	4.75	1.07
1213-16	R13-16+	1	1.524	5,000	20,000	6.00	1.48
1213-20	R13-20+	1-1/4	1.962	5,000	20,000	8.25	2.48
1213-24	R13-24+	1-1/2	2.256	5,000	20,000	10.00	3.22
1213-32	R13-32+	2	2.800	5,000	20,000	25.00	5.03

Premium Features:

1. Ultra high abrasion resistant cover,
2. Half bend radius flexibility,
3. High impulse life

HIGH PRESSURE HYDRAULIC HOSE



05 SPIRAL REINFORCED HYDRAULIC HOSE



SAE 100R13 - Jones 4 and 6 Spiral

Recommended for: Extra high pressure hydraulic oil lines for heavy duty service applications with crude oils, fuel oils, lubricating oils, and gasoline. Meets or exceeds SAE 100R13.

Tube: Black, oil resistant, Neoprene (CR)

Reinforcement: Multiple plies of spirally-wrapped high tensile steel wire.

Cover: SBR/EPDM which is weather and temperature resistant. MSHA approved. Red mylar layline.

Temperature: -40° F to +250° F

Lengths: Hose supplied in random lengths.

Recommended coupling: 1W, 1Y

PART NUMBER	JONES ID#	HOSE I.D. (IN.)	HOSE O.D. (IN.)	RATED W.P. (PSI)	MIN. BURST (PSI)	MIN. BEND RADIUS (IN.)	WT. PER FT. (LBS)
1313-12	R13-12	3/4	1.26	5,000.00	20,000.00	9.5	1.13
1313-16	R13-16	1	1.52	5,000.00	20,000.00	12.0	1.35
1313-20	R13-20	1-1/4	1.96	5,000.00	20,000.00	16.5	2.41
1313-24	R13-24	1-1/2	2.26	5,000.00	20,000.00	20.0	3.21
1313-32	R13-32	2	2.79	5,000.00	20,000.00	25.0	4.44



SAE 100R15 - Flex Plus 6 Spiral Jones 9-Lives

Recommended for: Ultra high pressure hydraulic oil lines for heavy duty service applications with crude oils, fuel oils, lubricating oils, and gasoline. Exceeds SAE 100R15 performance and half the bend radius.

Tube: Black, oil resistant, Chloroprene

Reinforcement: 4 or 6 plies of spiral-wound high tensile steel wire with elastomer cushion between wires to eliminate wire-to-wire contact.

Cover: Chloroprene. MSHA approved. White mylar layline.

Temperature: -40° F to +250° F

Lengths: Hose supplied in 50' lengths.

Recommended coupling: 1Y

PART NUMBER	JONES ID#	HOSE I.D. (IN.)	HOSE O.D. (IN.)	RATED W.P. (PSI)	MIN. BURST (PSI)	MIN. BEND RADIUS (IN.)	WT. PER FT. (LBS)
1211-06	9LIVESR15-06	3/8	0.888	6,000	24,000	3.00	0.64
1211-08	9LIVESR15-08	1/2	1.024	6,000	24,000	4.00	0.78
1211-12	9LIVESR15-12	3/4	1.378	6,000	24,000	5.25	1.55
1211-16	9LIVESR15-16	1	1.614	6,000	24,000	6.50	1.94
1211-20	9LIVESR15-20	1-1/4	1.969	6,000	24,000	8.75	2.68
1211-24	9LIVESR15-24	1-1/2	2.290	6,000	24,000	10.50	3.61
1211-32	9LIVESR15-32	2	2.797	6,000	24,000	26.00	4.90

Premium Features:

1. Ultra high abrasion resistant cover,
2. Half bend radius flexibility,
3. High impulse life

HIGH PRESSURE HYDRAULIC HOSE



SAE 100R15 - Jones 4 and 6 Spiral

Recommended for: Use with petroleum base hydraulic fluids within a temperature range of -40° F - +250° F

Tube: Oil resistant synthetic rubber

Reinforcement: Multiple spiral plies of heavy steel wire wrapped in alternating directions

Cover: Oil and weather resistant synthetic rubber cover White mylar layline.

Temperature: -40° F to +250° F

Recommended coupling: 1Y

PART NUMBER	JONES ID#	HOSE I.D. (IN.)	HOSE O.D. (IN.)	RATED W.P. (PSI)	MIN. BURST (PSI)	MIN. BEND RADIUS (IN.)	WT. PER FT. (LBS)
1311-12	R15-12	3/4	1.36	6090	24360	10.4	1.243
1311-16	R15-16	1	1.61	6090	24360	13	1.949
1311-20	R15-20	1 1/4	1.96	6090	24360	17.52	2.822
1311-24	R15-24	1 1/2	2.28	6090	24360	20.87	3.763
1311-32	R15-32	2	2.76	6090	24360	23.62	4.442



Power Jack Hose
NRP No. A320

Recommended for: Hydraulic jack applications. Meets Material Handling Institute specification IJ100 for hydraulic hose and assemblies for jacking systems.

Tube: Black, oil resistant, Nitrile (NBR).

Reinforcement: Two braids of high tensile steel wire.


Cover: Black, neoprene, compounded to resist abrasion, oil, and weather. Red mylar layline.

Temperature: -40° F to +250° F

Recommended coupling: 1J, Two-Piece

PART NUMBER	JONES ID#	HOSE I.D. (IN.)	HOSE O.D. (IN.)	RATED W.P. (PSI)	MIN. BURST (PSI)	MIN. BEND RADIUS (IN.)	WT. PER FT. (LBS)
A320-04	PJ-04	1/4	0.59	10,000	20,000	4.0	0.25
A320-06	PJ-06	3/8	0.75	10,000	20,000	5.0	0.32

HIGH PRESSURE HYDRAULIC HOSE



9 Lives Xflex Hi Abrasion Cover

Recommended for: Extra high pressure hydraulic oil lines for heavy duty service applications with crude oils, fuel oils, lubricating oils, and gasoline. Offers extreme flexibility, high abrasion cover, and is tested to 1,000,000 impulse cycles.

Tube: Neoprene, resistant against hydraulic fluids

Reinforcement: 4 high tensile steel wire spiral layers.

Cover: Black, abrasion and ozone resistant Neoprene - MSHA approved. Red Mylar lay line.

Temperature: -40° F to 212° F (max 257° F intermittent)

Lengths: Hose supplied in random lengths.

Recommended coupling: 1W, 1Y

PART NUMBER	JONES ID#	HOSE I.D. (IN.)	HOSE O.D. (IN.)	RATED W.P. (PSI)	MIN. BURST (PSI)	MIN. BEND RADIUS (IN.)	WT. PER FT. (LBS)
9XF5000-12	XFLEX-12	3/4	1.19	5,500	22,000	4.70	0.80
9XF5000-16	XFLEX-16	1	1.47	5,100	20,400	5.90	1.20
9XF5000-20	XFLEX-20	1-1/4"	1.76	5,100	20,400	11.00	1.61
9XF5000-24	XFLEX-24	1-1/2"	2.26	5,100	20,400	11.80	3.09

06 SPECIALTY HYDRAULIC HOSE

NON-CONDUCTIVE HYDRAULIC HOSE



Non-Conductive - Twin-Line Hydraulic Tool Assemblies

Tube: Oil resistant Nitrile (NBR).

Reinforcement: Non-conductive textile braid.

Cover: Orange oil, abrasion, and weather resistant NBR/PVC


Temperature: -40° F to +200° F

Assembly Length: Per customer specifications.

Assembly Features: Factory made and certified, non-conductive to 75,000 volts. Coupled with NPT male fittings. Includes vinyl bend restrictors.

PART NUMBER	JONES ID#	HOSE I.D. (IN.)	HOSE O.D. (IN.)	RATED W.P. (PSI)	MIN. BURST (PSI)	MIN. BEND RADIUS (IN.)	WT. PER FT. (LBS)
B098-06	TL-06	3/8	3/4	2,250	9,000	5	0.19

THERMOPLASTIC HYDRAULIC HOSE



*SAE 100R7 Medium Pressure
Thermoplastic Hydraulic Hose*

Recommended for: Petroleum, synthetic, and water based fluid in medium pressure hydraulic applications. Exceeds requirements of SAE 100R7.

Tube: Thermoplastic elastomer.

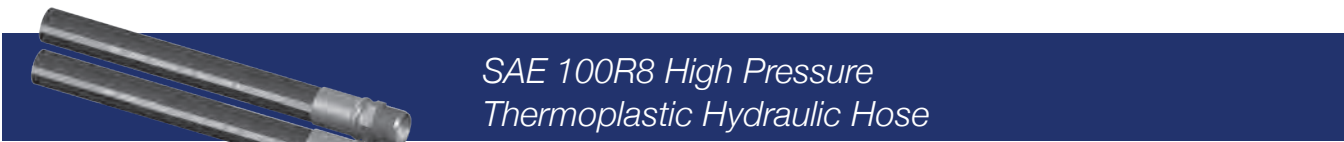
Reinforcement: One synthetic fiber braid.

Cover: Black or orange, oil and abrasion resistant polyurethane.

Temperature: -40° F to +248° F

Recommended coupling: 1P

BLACK PART NUMBER	BLACK TWIN-LINE PART NUMBER	ORANGE NON-CONDUCTIVE PART NUMBER	ORANGE NON-CONDUCTIVE TWIN-LINE PART NUMBER	HOSE I.D. (IN.)	HOSE O.D. (IN.)	RATED W.P. (PSI)	MIN. BURST (PSI)	MIN. BEND RADIUS (IN.)
3107N-04	3307N-04	3207N-04	3407N-04	1/4	0.49	2,750	11,000	1.3
3107N-05	3307N-05	-	-	5/16	0.56	2,500	10,000	1.8
3107N-06	3307N-06	3207N-06	3407N-06	3/8	0.62	2,250	9,000	2.2
3107N-08	3307N-08	3207N-08	3407N-08	1/2	0.76	2,050	8,200	3.1



*SAE 100R8 High Pressure
Thermoplastic Hydraulic Hose*

Recommended for: Petroleum, synthetic, and water based fluid in high pressure hydraulic applications. Exceeds requirements of SAE 100R8.

Tube: Thermoplastic elastomer.


Reinforcement: One aramid fiber braid.

Cover: Black or orange, oil and abrasion resistant polyurethane.

Temperature: -40° F to +212° F. Temperature not to exceed +158°F for air and water based fluids.

Recommended coupling: 1P

BLACK PART NUMBER	BLACK TWIN-LINE PART NUMBER	ORANGE NON-CONDUCTIVE PART NUMBER	ORANGE NON-CONDUCTIVE TWIN-LINE PART NUMBER	HOSE I.D. (IN.)	HOSE O.D. (IN.)	RATED W.P. (PSI)	MIN. BURST (PSI)	MIN. BEND RADIUS (IN.)
3108N-04	3308N-04	3208N-04	3408N-04	1/4	0.49	5,000	20,000	1.3
3108N-05	3308N-05	-	-	5/16	0.56	4,300	17,200	1.8
3108N-06	3308N-06	3208N-06	3408N-06	3/8	0.62	4,000	16,000	2.2
3108N-08	3308N-08	3208N-08	3408N-08	1/2	0.76	3,500	14,000	3.1



SAE 100R14 P.T.F.E. Type A

Recommended for: High and low pressure applications with excellent chemical resistant properties. Exceeds requirements of SAE 100R14 Type A.

Tube: PolyTetraFluoroEthylene (P.T.F.E.)

Reinforcement: Single braid of 303/304 series stainless steel wire.

Temperature: -65° F to +500° F.

Note: For specific technical data, refer to SAE 100R14 specifications.

Recommended coupling: PTFE

PART NUMBER	JONES ID#	DASH SIZE	HOSE I.D. (IN.)	HOSE O.D. (IN.)	RATED W.P. (PSI)	MIN. BURST (PSI)	MIN. BEND RADIUS (IN.)
6014-04	PTFE-04	4	3/16	0.30	3,000	12,000	2.00
6014-05	PTFE-05	5	1/4	0.35	3,000	12,000	3.00
6014-06	PTFE-06	6	5/16	0.43	2,540	10,160	4.00
6014-07	PTFE-07	7	3/8	0.48	2,390	9,560	5.00
6014-08	PTFE-08	8	13/32	0.54	2,030	8,120	5.40
6014-10	PTFE-10	10	1/2	0.64	1,740	6,960	6.60
6014-12	PTFE-12	12	5/8	0.74	1,270	5,080	8.00
6014-14	PTFE-14	14	3/4	0.91	1,010	4,040	9.20
6014-16	PTFE-16	16	7/8	1.03	870	3,480	9.20
6014-18	PTFE-18	18	1	1.15	870	3,480	12.00
6014-20	PTFE-20	20	1-1/8	1.30	630	2,520	16.40



PUSH-ON HOSE



Jones 2231 Push-On Hose

Recommended for: Air, water, oils, coolants, gasoline, etc.

Tube: Black, seamless, oil resistant nitrile.

Reinforcement: One textile spiral.

Cover: Black, oil and water resistant nitrile/PVC/

Temperature: -40° F to +200° F

Recommended coupling: Push-On

PART NUMBER	JONES ID#	HOSE I.D. (IN.)	HOSE O.D. (IN.)	MAX O.P. (PSI)	WT. PER FT. (LBS)
2231-04	PO-04	1/4	1/2	300	10
2231-06	PO-06	3/8	5/8	300	13
2231-08	PO-08	1/2	3/4	300	16
2231-10	PO-10	5/8	29/32	300	23
2231-12	PO-12	3/4	1-1/32	250	26



NRP Jones Aquablast Premier Hose 10,000 PSI

Recommended for: Very high constant pressure hose for water scaling systems. Suitable for passage of water and aqueous solutions

Tube: Water resistant Neoprene.


Reinforcement: 4 or 6 plies of spiral-wound high tensile steel wire with elastomer cushion between wires to eliminate wire-to-wire contact.

Cover: Black, oil and abrasion resistant, Neoprene.

Temperature: -40° F to +176° F

Spec: Tested to EN 1829-2

PART NUMBER	HOSE I.D. (IN.)	HOSE O.D. (IN.)	RATED W.P. (PSI)	MIN. BURST (PSI)	MIN. BEND RADIUS (IN.)	WT. PER FT. (LBS)	AQUABLAST STEM	AQUABLAST FERRULE
WB10-06	3/8	0.84	10,000	25,000	7.09	0.5	N100-6-6	F40WB-06
WB10-08	1/2	0.97	10,000	25,000	8.61	0.63	N100-8-8	F40WB-08
WB10-12	3/4	1.26	10,000	25,000	11.02	1.1	N100-12-12	F40WB-12
WB10-16	1	1.53	10,000	25,000	14	1.46	N100-16-16	F40WB-16



NRP Jones Aquablast Ultra Hose 14,500 & 16,000 PSI

Recommended for: Very high constant pressure hose for water scaling systems. Suitable for passage of water and aqueous solutions

Tube: Water resistant Neoprene.

Reinforcement: 4 or 6 plies of spiral-wound high tensile steel wire with elastomer cushion between wires to eliminate wire-to-wire contact.

Cover: Black, oil and abrasion resistant, Neoprene.

Temperature: -40° F to +176° F

Spec: Tested to EN 1829-2

PART NUMBER	HOSE I.D. (IN.)	HOSE O.D. (IN.)	RATED W.P. (PSI)	MIN. BURST (PSI)	MIN. BEND RADIUS (IN.)	WT. PER FT. (LBS)	AQUABLAST STEM	AQUABLAST FERRULE
WB14-12	3/4	1.26	14,500	39,800	9.8	0.779	1HP316WB-STEM or N100-12-12	1HP316WB-FERRULE or F42WB-12
WB16-08	1/2	0.965	16,000	39,800	9.1	0.504	N100-8-8	F40WB-8

WATER APPLICATION HOSE



Pressure Washer Hose



Tube: Nitrile, resistant against cold and hot water with usual cleaning agents

Reinforcement: One wire braid of high tensile steel

Cover: Black, abrasion and ozone resistant SBR blend

Temperature: 14° F to 311° F Intermittent

PART NUMBER	HOSE I.D. (IN.)	HOSE O.D. (IN.)	RATED W.P. (PSI)	MIN. BURST (PSI)	MIN. BEND RADIUS (IN.)	WT. PER FT. (LBS)
S493-06RL	3/8	0.685	4,000	12,009	2.95	0.57



Tube: Nitrile, resistant against cold and hot water with usual cleaning agents

Reinforcement: One wire braid of high tensile steel

Cover: Blue, abrasion and ozone resistant SBR blend

Temperature: 14° F to 311° F Intermittent

PART NUMBER	HOSE I.D. (IN.)	HOSE O.D. (IN.)	RATED W.P. (PSI)	MIN. BURST (PSI)	MIN. BEND RADIUS (IN.)	WT. PER FT. (LBS)
S498-06RL	3/8	0.685	4,000	12,009	2.95	0.57



Tube: Nitrile, resistant against cold and hot water with usual cleaning agents

Reinforcement: Two wire braid of high tensile steel

Cover: Black, abrasion and ozone resistant SBR blend

Temperature: 14° F to 311° F Intermittent

PART NUMBER	HOSE I.D. (IN.)	HOSE O.D. (IN.)	RATED W.P. (PSI)	MIN. BURST (PSI)	MIN. BEND RADIUS (IN.)	WT. PER FT. (LBS)
S693-06RL	3/8	0.75	6,000	18,013	2.95	0.66



Tube: Nitrile, resistant against cold and hot water with usual cleaning agents

Reinforcement: Two wire braid of high tensile steel

Cover: Blue, abrasion and ozone resistant SBR blend

Temperature: 14° F to 311° F Intermittent

PART NUMBER	HOSE I.D. (IN.)	HOSE O.D. (IN.)	RATED W.P. (PSI)	MIN. BURST (PSI)	MIN. BEND RADIUS (IN.)	WT. PER FT. (LBS)
S698-06RL	3/8	0.75	6,000	18,013	2.95	0.66

06 SPECIALTY HYDRAULIC HOSE



Mil-DTL-13444 Type I 1-Braid Textile

Recommended for: Low and high temperature service at medium pressure hydraulic applications using petroleum base hydraulic fluids. Exceeds the performance requirements of Mil-DTL-13444 Type I

Tube: Black, oil resistant, all temperature Nitrile (NBR).

Reinforcement: One high tensile textile braid.

Cover: Black oil and abrasion resistant Neoprene (CR).

Temperature: -65° F to 250° F

PART NUMBER	HOSE I.D. (IN.)	HOSE O.D. (IN.)	RATED W.P. (PSI)	MIN. BURST (PSI)	MIN. BEND RADIUS (IN.)	WT. PER FT. (LBS)
B007-03	3/16	0.440	425	1,700	2.00	0.072
B007-04	1/4	0.520	300	1,250	2.25	0.094
B007-05	5/16	0.570	275	1,100	2.75	0.101
B007-06	3/8	0.640	250	1,000	3.00	0.125
B007-08	1/2	0.780	200	750	3.75	0.166
B007-10	5/8	0.970	175	700	4.75	0.254
B007-12	3/4	1.095	125	500	5.50	0.287



Mil-DTL-13444 Type III

Recommended for: Low and high temperature service at medium pressure hydraulic applications using petroleum base hydraulic fluids. Exceeds the performance requirements of Mil-DTL-13444 Type III

Tube: Black, oil resistant Nitrile (NBR).

Reinforcement: Inner ply of fabric braid and single high tensile wire braid.

Cover: Black oil resistant rubber impregnated fabric.

Temperature: -55° F to 300° F

PART NUMBER	HOSE I.D. (IN.)	HOSE O.D. (IN.)	RATED W.P. (PSI)	MIN. BURST (PSI)	MIN. BEND RADIUS (IN.)	WT. PER FT. (LBS)
A805-04	3/16	0.49	1,500	6,000	0.75	0.12
A805-05	1/4	0.55	1,500	6,000	1.00	0.14
A805-06	5/16	0.62	1,000	4,000	1.25	0.16
A805-08	13/32	0.74	1,000	4,000	1.75	0.20
A805-10	1/2	0.83	875	3,500	2.25	0.23
A805-12	5/8	0.96	750	3,000	2.75	0.26
1805-16	7/8	1.21	375	1,500	3.50	0.34
1805-20	1-1/8	1.49	300	1,250	4.50	0.46
1805-24	1-3/8	1.72	250	1,000	7.50	0.62
1805-32	1-13/16	2.14	200	750	14.00	0.99



Mil-H-13531 Type I Class A

Recommended for: Applications which meet or exceed SAE 100R1 Type A. Medium pressure hydraulic oil lines.

Tube: Black, oil resistant Nitrile (NBR).

Reinforcement: One wire braid of high tensile steel.

Cover: Black, oil and abrasion resistant Neoprene (CR). MSHA approved

Temperature: -65° F to 250° F

PART NUMBER	HOSE I.D. (IN.)	HOSE O.D. (IN.)	RATED W.P. (PSI)	MIN. BURST (PSI)	MIN. BEND RADIUS (IN.)	WT. PER FT. (LBS)
A012-03	3/16	0.5	3,000	12,000	3.5	0.14
A012-04	1/4	0.62	2,750	11,000	4.0	0.21
A012-05	5/16	0.69	2,500	10,000	4.5	0.23
A012-06	3/8	0.78	2,250	9,000	5.0	0.28
A012-08	1/2	0.9	2,000	8,000	7.0	0.35
A012-10	5/8	1.03	1,500	6,000	8.0	0.42
A012-12	3/4	1.18	1,250	5,000	9.5	0.50
A012-16	1	1.49	1,000	4,000	12.0	0.73
1012-20	1-1/4	1.8	625	2,500	16.5	1.03
1012-24	1-1/2	2.06	500	2,000	20.0	1.18
1012-32	2	2.63	375	1,500	25.0	1.65



Mil-H-13531 Type II Class A

Recommended for: Applications which meet or exceed SAE 100R2 Type A. Medium pressure hydraulic oil lines.

Tube: Black, oil resistant, all temperature Nitrile (NBR).

Reinforcement: Two wire braid of high tensile steel.

Cover: Black, oil and abrasion resistant Neoprene (CR).

Temperature: -65° F to 250° F

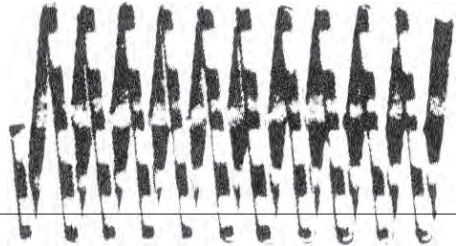
PART NUMBER	HOSE I.D. (IN.)	HOSE O.D. (IN.)	RATED W.P. (PSI)	MIN. BURST (PSI)	MIN. BEND RADIUS (IN.)	WT. PER FT. (LBS)
A013-03	3/16	0.61	5,000	20,000	3.5	0.25
A013-04	1/4	0.69	5,000	20,000	4.0	0.31
A013-05	5/16	0.74	4,250	17,000	4.5	0.32
A013-06	3/8	0.84	4,000	16,000	5.0	0.39
A013-08	1/2	0.95	3,500	14,000	7.0	0.47
A013-10	5/8	1.09	2,750	11,000	8.0	0.58
A013-12	3/4	1.26	2,250	9,000	9.5	0.67
A013-16	1	1.55	2,000	8,000	12.0	0.99
1013-20	1-1/4	2.00	1,625	6,500	16.5	1.65
1013-24	1-1/2	2.25	1,250	5,000	20.0	1.90
1013-32	2	2.75	1,125	4,500	25.0	2.34

Other Military Hose Specifications

HOSE SPECIFICATIONS	DESCRIPTION	PART NUMBER
MIL-H-17505 B	Oil & Suction Discharge	4218
MIL-H-2224OE TY A	Along Side Fueling Discharge	4140
MIL-H-2224OE TY B	Astern Fueling Discharge	4141
MIL-H-2224OE TY C	Along Side & Water Discharge	4142
MIL-H-3868C TY I GR A	Low Pressure Grease (-40°F)	A016/1016
MIL-H-3868C TY I GR B	Low Pressure Grease (-50°F)	A017/1017
MIL-H-3868C TY II GR A	High Pressure Grease (-40°F)	A018/1018
MIL-H-3868C TY II GR B	High Pressure Grease (-50°F)	A019/1019
MIL-H-370 TY I	Liquid Fuel Discharge	2081
MIL-H-370 TY II	Liquid Fuel Suction & Discharge	2073
MIL-H-4497	Fuel Suction & Discharge	2405
MIL-H-6615E TY I	Fuel & Water Electrical Bond	2095
MIL-H-6615E TY II	Fuel & Water Non-Electrical Bond	2444
ZZ-H-601 GR 3 CL II	Water Discharge	2442

HOSE ACCESSORIES

Round Spring Guard



Rust resistant, zinc plated open wound spring guards prolong the life of the hose cover and reinforcement from abrasion, kinking and other damage incurred in severe working areas. Open wound spring guards are available for all types and sizes of hose.

PART NUMBER	SPRING I.D. (IN.)	LENGTH
-2 RSG	0.550	20' to 100'
-3 RSG	0.650	20' to 100'
-4 RSG	0.750	20' to 100'
-5 RSG	0.835	20' to 100'
-6 RSG	0.900	20' to 100'
-7 RSG	0.990	20' to 100'
-8 RSG	1.110	20' to 100'
-11 RSG	1.240	20' to 100'
-12 RSG	1.300	20' to 100'
-16 RSG	1.630	20' to 60'
-20 RSG	2.125	10' to 40'
-24 RSG	2.300	10' to 40'


Flat Spring Guard



Rust resistant, black oxide finished flat armor spring guards protect heavy equipment hose assemblies from excessive wear due to cuts, abrasion, or accidental damage. Flat armor spring guards are available for all types and sizes of hose.

PART NUMBER	SPRING I.D. (IN.)	LENGTH
-4 FSG	0.835	20' to 100'
-6 FSG	0.990	20' to 100'
-8 FSG	1.055	20' to 100'
-10 FSG	1.110	20' to 100'
-12 FSG	1.240	20' to 100'
-14 FSG	1.380	20' to 60'
-16 FSG	1.630	20' to 60'
-20 FSG	2.125	10' to 40'
-24 FSG	2.300	10' to 40'

Vinyl Hose Guard Bend Restrictor for Braid Hose



PART NUMBER	HOSE SIZE
HG-04	-4
HG-06	-6
HG-08	-8

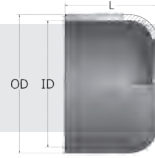
Cordura Nylon Abrasion Guard



PART NUMBER	HOSE SIZE
F4	-4
F6	-6
F8	-8
F12	-12
F16	-16
F20	-20
F24	-24
F32	-32

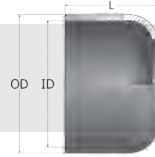
STEMS AND FERRULES FOR SAE 100R4 HOSE

Ferrule



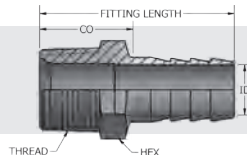
PART NUMBER	HOSE I.D.	LENGTH	O.D.	I.D.
612-400	3/4	1.000	1.500	1.375
616-400	1	1.125	1.750	1.625
620-400	1-1/4	1.520	2.000	1.870
624-400	1-1/2	1.560	2.250	2.152
632-400	2	2.000	2.750	2.625
640-400	2-1/2	2.125	3.375	3.250
648-400	3	2.125	3.875	3.750
656-400	3-1/2	2.375	4.375	4.270

Brass Ferrule



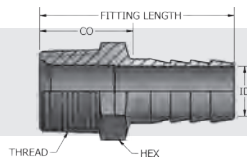
PART NUMBER	HOSE I.D.	LENGTH	O.D.	I.D.
612-B-400	3/4	1.000	1.500	1.375
616-B-400	1	1.125	1.750	1.625

NPTF Solid Male Stem



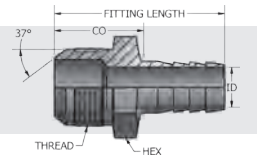
PART NUMBER	HOSE I.D.	THREAD	HEX	STEM I.D.	FITTING LENGTH	-CO-CUTOFF
112-112	3/4	3/4-14	1-1/16	0.625	2.445	1.125
112-116	3/4	1 - 11-1/2	1-3/8	0.625	2.632	1.312
116-116	1	1 - 11-1/2	1-3/8	0.843	2.812	1.437
120-120	1-1/4	1-1/4 - 11-1/2	1-3/4	1.062	3.474	1.594
124-124	1-1/2	1-1/2 - 11-1/2	2	1.125	3.750	1.800
132-132	2	2 - 11-1/2	2-1/2	1.687	4.343	1.906

NPTF Solid Male Stem Brass



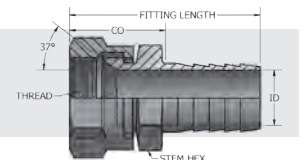
PART NUMBER	HOSE I.D.	THREAD	HEX	STEM I.D.	FITTING LENGTH	-CO-CUTOFF
112-B-112	3/4	1 - 1/16	3/4 - 16	0.625	2.445	1.125
116-B-116	1	1 - 3/8	1 11-1/2	0.843	2.812	1.437

JIC 37° Solid Male Stem



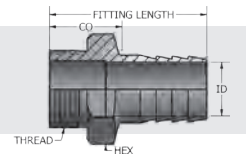
PART NUMBER	HOSE I.D.	THREAD	HEX	STEM I.D.	FITTING LENGTH	-CO-CUTOFF
112-512	3/4	1-1/16 - 12	1-1/16	0.625	2.562	1.240
112-514	3/4	1-3/16 - 12	1-1/4	0.625	2.562	1.240
112-516	3/4	1-5/16 - 12	1-3/8	0.625	2.668	1.348
116-516	1	1-5/16 - 12	1-3/8	0.843	2.786	1.410
120-520	1-1/4	1-5/8 - 12	1-3/4	1.062	3.353	1.458
124-524	1-1/2	1-7/8 - 12	2	1.312	4.598	1.583

JIC 37° Swivel Female Stem



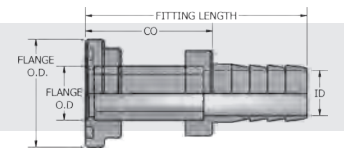
PART NUMBER	HOSE I.D.	THREAD	STEM HEX	NUT HEX	STEM I.D.	FITTING LENGTH	-CO-CUTOFF
112-612	3/4	1-1/16 - 12	1-1/16	1-1/4	0.625	2.640	1.320
112-614	3/4	1-3/16 - 12	1-1/8	1-3/8	0.625	2.660	1.340
112-616	3/4	1-5/16 - 12	1-1/4	1-1/2	0.625	2.770	1.450
116-612	1	1-1/16 - 12	1-3/8	1-1/4	0.843	2.168	0.793
116-616	1	1-5/16 - 12	1-3/8	1-1/2	0.843	2.825	1.450
120-620	1-1/4	1-5/8 - 12	1-3/4	2	1.062	3.580	1.700
124-620	1-1/2	1-5/8 - 12	2	2	1.125	3.775	1.825
124-624	1-1/2	1-7/8 - 12	2	2-1/4	1.312	3.980	2.090
132-632	2	2-1/2 - 12	2-1/2	2-7/8	1.687	4.940	2.590

ORB Solid Male Stem



PART NUMBER	HOSE I.D.	THREAD	HEX	STEM I.D.	FITTING LENGTH	-CO-CUTOFF
112-712	3/4	1-1/16 - 12	1-1/4	0.625	2.289	0.969
116-716	1	1-5/16 - 12	1-1/2	0.843	2.469	1.094
120-720	1-1/4	1-5/8 - 12	1-3/4	1.062	3.095	1.219

O-Ring Flange - Straight Code 61

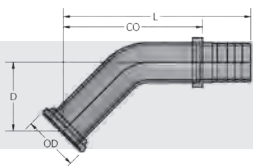


PART NUMBER	HOSE I.D.	FLANGE SIZE	FLANGE O.D.	FITTING LENGTH	-CO-CUT-OFF
112-G12	3/4	3/4	1-1/2	3.093	1.773
116-G16	1	1	1-3/4	3.225	1.850
120-G20	1-1/4	1-1/4	2	3.910	2.030
124-G24	1-1/2	1-1/2	2-3/8	4.043	2.093
132-G32	2	2	2-13/16	4.637	2.200
140-G40	2-1/2	2-1/2	3-5/16	4.692	2.255
148-G48	3	3	4	6.540	4.013
156-G56	3-1/2	3-1/2	4-1/2	6.700	4.103

STEMS AND FERRULES FOR SAE 100R4 HOSE

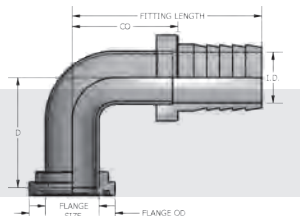


O-Ring Flange - 45° Code 61



PART NUMBER	HOSE I.D.	FLANGE SIZE	FLANGE O.D.	-D- DROP	FITTING LENGTH	-CO- CUTOFF
124-G54	1-1/2	1-1/2	2-3/8	1.110	5.450	3.500
132-G62	2	2	2-13/16	3.430	9.437	7.000
132-G66	2	2 1/2	3.312	1.720	6.964	4.527
140-G62	2-1/2	2	2-13/16	3.430	9.437	7.000
140-G66	2-1/2	2-1/2	3-5/16	1.720	7.437	5.000
148-G68	3	3	4	2.030	6.430	3.990
156-G70	3-1/2	3-1/2	4-1/2	2.130	8.430	5.750

O-Ring Flange - 90° Code 61



PART NUMBER	HOSE I.D.	FLANGE SIZE	FLANGE O.D.	-D- DROP	FITTING LENGTH	-CO- CUTOFF
120-G80	1-1/4	1-1/4	2	2.690	5.840	3.960
124-G50	1-1/2	1-1/4	2	1.170	5.250	3.300
124-G80	1-1/2	1-1/4	2	2.690	4.298	2.348
124-G84	1-1/2	1-1/2	2-3/8	4.750	5.950	4.000
124-G92	1-1/2	2	2-13/16	2.900	4.760	2.810
132-G92	2	2	2-13/16	4.500	8.837	6.400
132-G96	2	2-1/2	3-5/16	4.000	7.437	5.000
140-G92	2-1/2	2	2-13/16	4.370	7.738	5.301
140-G96	2-1/2	2-1/2	3-5/16	4.620	9.725	7.285
148-G98	3	3	4	5.500	7.872	5.435
156-G00	3-1/2	3-1/2	4-1/2	5.763	8.069	5.382

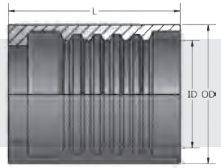
08

STEMS AND FERRULES FOR SAE 100R4 HOSE

FERRULES FOR SAE 100R1, 100R1AT, 100R2, 100R2AT, 100R3, 100R4, 100R5, HYDRA-LITE I & II

1 and 2 Wire Combination Steel Ferrule - Skive Required

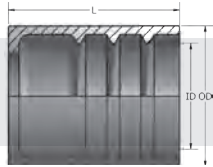
for SAE 100R1, 100R2, 100R3, Hydra-Lite I & II



PART NUMBER	HOSE I.D.	L-	O.D.	I.D.
203-200	3/16	1.000	0.687	0.487
204-200	1/4	1.000	0.814	0.628
205-200	5/16	1.000	0.814	0.674
206-200	3/8	1.000	0.937	0.755
208-200	1/2	1.250	1.125	0.880
210-200	5/8	1.250	1.225	0.962
212-200	3/4	1.486	1.437	1.220
216-200	1	1.486	1.750	1.460
220-200	1-1/4	2.210	2.185	1.847
424-400	1-1/2	2.580	2.562	2.200
432-400	2	3.070	3.125	2.690

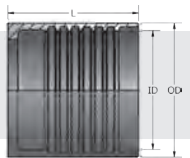
1 and 2 Wire Combination Non- Skive Steel Ferrule

for SAE 100R1AT, 100R2AT, 100R5, Hydra-Lite I & II



PART NUMBER	HOSE I.D.	L-	O.D.	I.D.
503-R5-500	3/16	1.000	0.785	0.550
503-500	3/16	1.000	0.825	0.590
504-500	1/4	1.043	0.873	0.630
505-500	5/16	1.000	0.965	0.705
508-R5-500	13/32	1.230	1.153	0.950
506-500	3/8	1.150	1.060	0.793
508-500	1/2	1.330	1.153	0.905
510-500	5/8	1.250	1.315	1.060
512-500	3/4	1.470	1.531	1.211
514-500	7/8	1.470	1.531	1.243
516-500	1	1.500	1.934	1.565
520-500	1-1/4	2.210	2.375	1.940
524-500	1-1/2	2.390	2.687	2.253
532-500	2	3.200	3.250	2.755
532-R5-500	2-3/8	3.200	3.255	2.910

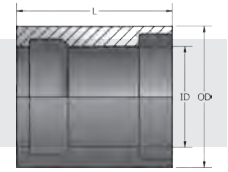
SAE 100R3 - 100R4 Steel Ferrule



PART NUMBER	HOSE I.D.	L-	O.D.	I.D.
312-300	3-4	1.470	1.500	1.330
316-300	1	1.470	1.750	1.540

1 Wire Aluminum Ferrule - Skive Required

for SAE 100R1, and 1-Wire Grease Hose



PART NUMBER	HOSE I.D.	L-	O.D.	I.D.
603-100	3/16	0.750	0.680	0.488
608-100	1/2	1.125	1.000	0.810

1 and 2 Wire Combination Aluminum Ferrule - Skive Required

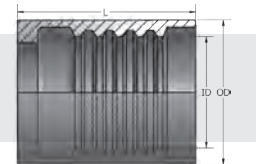
for SAE 100R1, 100R2, Hydra-Lite I & II



PART NUMBER	HOSE I.D.	L-	O.D.	I.D.
603-200	3/16	1.000	0.680	0.488
604-200	1/4	1.031	0.770	0.580
605-200	5/16	1.031	0.770	0.580
606-200	3/8	1.031	0.930	0.720
608-200	1/2	1.250	1.125	0.880
610-200	5/8	1.250	1.250	0.987
612-200	3/4	1.406	1.438	1.173
616-200	1	1.486	1.750	1.430

Aluminum Ferrule

for SAE 100R3, 100R4, 100R6

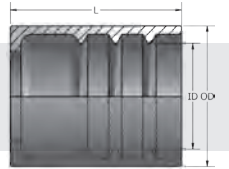


PART NUMBER	HOSE I.D.	L-	O.D.	I.D.
603-300	3/16	1.000	0.687	0.487
604-300	1/4	1.000	0.814	0.628
606-300	3/8	1.000	0.930	0.785
608-300	1/2	1.250	1.125	0.880
612-300	3/4	1.125	1.562	1.290
616-300	1	1.375	1.740	1.547

FERRULES FOR SAE 100R1, 100R1AT, 100R2, 100R2AT, 100R3, 100R4, 100R5, HYDRA-LITE I & II

1 and 2 Wire Combination Non-Skive Aluminum Ferrule

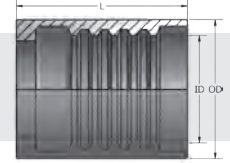
for SAE 100R1AT, 100R2AT, 100R5,
Hydra-Lite I & II



PART NUMBER	HOSE I.D.	L-	O.D.	I.D.
503-A-500	3/16	1.000	0.817	0.582
504-A-500	1/4	1.000	0.875	0.630
506-A-500	3/8	1.000	1.062	0.783
508-A-500	1/2	1.230	1.187	0.913
510-A-500	5/8	1.250	1.312	1.050
512-A-500	3/4	1.470	1.562	1.290
514-A-500	7/8	1.470	1.562	1.243
516-A-500	1	1.500	1.937	1.545
520-A-500	1-1/4	2.210	2.375	1.940

1 and 2 Wire Combination Stainless Steel Type 316 Ferrule - Skive Required

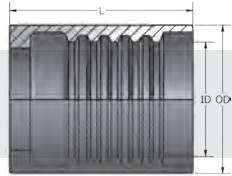
for SAE 100R1, 100R2, 100R3, Hydra-Lite I & II



PART NUMBER	HOSE I.D.	L-	O.D.	I.D.
203-S16-200	3/16	1.000	0.687	0.487
204-S16-200	1/4	1.000	0.814	0.628
206-S16-200	3/8	1.000	0.937	0.755
208-S16-200	1/2	1.230	1.125	0.880
210-S16-200	5/8	1.250	1.225	0.962
212-S16-200	3/4	1.486	1.437	1.220
216-S16-200	1	1.486	1.750	1.460
420-S16-400	1-1/4	2.210	2.250	1.912
424-S16-400	1-1/2	2.580	2.562	2.200
432-S16-400	2	3.070	3.125	2.690

1 and 2 Wire Combination Stainless Steel Type 303 Ferrule - Skive Required

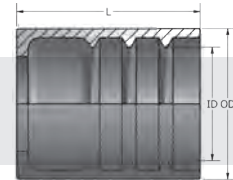
for SAE 100R1, 100R2, 100R3,
Hydra-Lite I & II



PART NUMBER	HOSE I.D.	L-	O.D.	I.D.
203-SS-200	3/16	1.000	0.687	0.487
204-SS-200	1/4	1.000	0.814	0.628
206-SS-200	3/8	1.000	0.937	0.755
208-SS-200	1/2	1.230	1.125	0.880
210-SS-200	5/8	1.250	1.225	0.962
212-SS-200	3/4	1.486	1.437	1.220
216-SS-200	1	1.486	1.750	1.460
420-SS-400	1-1/4	2.210	2.250	1.912
424-SS-400	1-1/2	2.580	2.562	2.200
432-SS-400	2	3.070	3.125	2.690

1 and 2 Wire Combination Non-Skive Stainless Steel Type 303 Ferrule

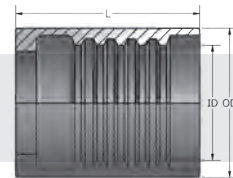
for SAE 100R1AT, 100R2AT, 100R5,
Hydra-Lite I & II



PART NUMBER	HOSE I.D.	L-	O.D.	I.D.
504-SS-500	1/4	1.043	0.873	0.630
506-SS-500	3/8	1.150	1.060	0.793
508-SS-500	1/2	1.330	1.153	0.905
512-SS-500	3/4	1.470	1.531	1.211
516-SS-500	1	1.500	1.934	1.565

1 and 2 Wire Combination Non-Skive Stainless Steel Type 316 Ferrule

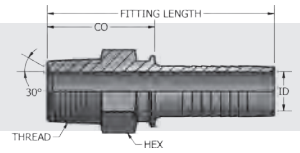
for SAE 100R1AT, 100R2AT, 100R5,
Hydra-Lite I & II



PART NUMBER	HOSE I.D.	L-	O.D.	I.D.
504-S16-500	1/4	1.043	0.873	0.630
506-S16-500	3/8	1.150	1.060	0.793
508-S16-500	1/2	1.330	1.153	0.905
512-S16-500	3/4	1.470	1.531	1.211
516-S16-500	1	1.500	1.934	1.565

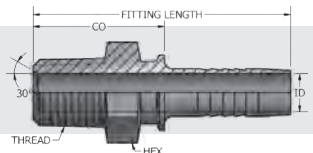
STEMS FOR SAE 100R1, 100RIAT, 100R2, 100R2AT, 100R3, 100R4, 100R5, 100R12, HYDRA-LITE I & II

NPTF Solid Male Stem



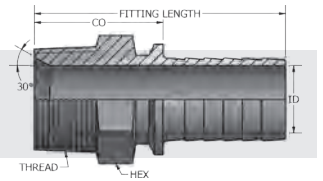
PART NUMBER	HOSE I.D.	THREAD	HEX	STEM I.D.	FITTING LENGTH	-CO-CUTOFF
203-102	3/16	1/8-27	1/2	0.125	1.675	0.765
203-104	3/16	1/4-18	9/16	0.125	1.862	0.952
204-102	1/4	1/8-27	5/8	0.156	1.833	0.843
204-104	1/4	1/4-18	5/8	0.156	2.020	1.030
204-106	1/4	3/8-18	11/16	0.156	2.020	1.030
204-LN-106	1/4	3/8-18	3/4	0.156	2.395	1.405
204-108	1/4	1/2-14	7/8	0.156	2.255	1.265
205-104	5/16	1/4-18	5/8	0.234	2.020	1.030
205-106	5/16	3/8-18	11/16	0.234	2.051	1.061
205-108	5/16	1/2-14	7/8	0.232	2.222	1.312
206-104	3/8	1/4-18	11/16	0.296	2.051	1.061
206-106	3/8	3/8-18	11/16	0.296	2.051	1.061
206-LN-106	3/8	3/8-18	11/16	0.296	2.395	1.405
206-108	3/8	1/2-14	7/8	0.296	2.302	1.312
208-106	1/2	3/8-18	3/4	0.406	2.374	1.124
208-108	1/2	1/2-14	7/8	0.406	2.562	1.312
208-112	1/2	3/4-14	1-1/16	0.406	2.624	1.374
210-108	5/8	1/2-14	7/8	0.500	2.624	1.374
210-112	5/8	3/4-14	1-1/16	0.500	2.624	1.374
212-108	3/4	1/2-14	1 1/16	0.562	2.614	1.364
212-112	3/4	3/4-14	1-1/16	0.625	2.676	1.426
212-116	3/4	1 - 11-1/2	1-3/8	0.625	2.926	1.676
214-112	7/8	3/4-14	1-1/4	0.671	2.676	1.426
214-116	7/8	1 - 11-1/2	1-3/8	0.671	2.926	1.676
216-112	1	3/4-14	1-3/8	0.717	2.922	1.453
216-116	1	1 - 11-1/2	1-3/8	0.843	3.172	1.702
416-120	1	1-1/4 - 11-1/2	1-3/4	0.841	3.909	1.859
220-R5-116	1-1/8	1 - 11-1/2	1-3/8	0.843	3.172	1.702
220-120	1-1/4	1-1/4 - 11-1/2	1-3/4	1.062	3.943	2.021
220-SP-120	1-1/4	1/1-4 - 11-1/2	1-3/4	1.062	3.943	2.020
224-R5-120	1-3/8	1/1-4 - 11-1/2	1-3/4	1.062	3.943	2.020
224-R5-124	1-3/8	1-1/2 - 11-1/2	2	1.062	4.014	2.092
224-116	1-1/2	1 - 11-1/2	2	1.000	4.457	2.119
224-124	1-1/2	1-1/2 - 11-1/2	2	1.311	4.555	2.217
232-R5-132	1-13/16	2 - 11-1/2	2-1/2	1.437	4.671	2.333
232-132	2	2 - 11-1/2	2-1/2	1.655	5.500	2.333
240-R5-132	2-3/8	2 - 11-1/2	2-1/2	1.655	5.500	2.329

NPTF Solid Male Stem - Stainless Steel Type 303



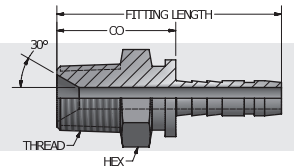
PART NUMBER	HOSE I.D.	THREAD	HEX	STEM I.D.	FITTING LENGTH	-CO-CUTOFF
204-SS-104	1/4	1/4-18	11/16	0.156	1.985	1.030
206-SS-104	3/8	1/4-18	11/16	0.298	2.020	1.030
206-SS-106	3/8	3/8-18	11/16	0.290	2.051	1.061
206-SS-108	3/8	1/2-14	7/8	0.281	2.302	1.312
208-SS-106	1/2	3/8-18	3/4	0.390	2.142	1.187
208-SS-108	1/2	1/2-14	7/8	0.404	2.562	1.312
412-SS-112	3/4	3/4-14	1-1/16	0.625	3.281	1.426
416-SS-116	1	1 - 11-1/2	1-3/8	0.843	3.752	1.702
220-SS-120	1-1/4	1-1/4 - 11-1/2	1-3/4	1.062	3.943	2.020
224-SS-124	1-1/2	1-1/2 - 11-1/2	2	1.311	4.520	2.182
232-SS-132	2	2 - 11-1/2	2-1/2	1.544	5.500	2.329

NPTF Solid Male Stem - Stainless Steel Type 316



PART NUMBER	HOSE I.D.	THREAD	HEX	STEM I.D.	FITTING LENGTH	-CO-CUTOFF
204-S16-104	1/4	1/4-18	5/8	0.156	2.030	1.008
206-S16-104	3/8	1/4-18	11/16	0.281	2.016	1.061
206-S16-106	3/8	3/8-18	11/16	0.298	2.051	1.061
206-S16-108	3/8	1/2-14	7/8	0.281	2.302	1.312
208-S16-106	1/2	3/8-18	3/4	0.390	2.142	1.187
208-S16-108	1/2	1/2-14	7/8	0.392	2.562	1.312
412-S16-112	3/4	3/4-14	1-1/16	0.625	3.281	1.426
416-S16-116	1	1 - 11-1/2	1-3/8	0.843	3.752	1.702
220-S16-120	1-1/4	1-1/4 - 11-1/2	1-3/4	1.062	3.943	2.020
224-S16-124	1-1/2	1-1/2 - 11-1/2	2	1.311	4.520	2.182
232-S16-132	2	2 - 11-1/2	2-1/2	1.544	5.550	2.329

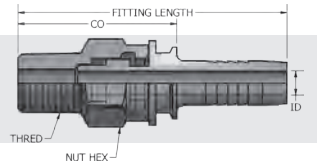
NPTF Solid Male Stem for 1-Wire Grease Hose



PART NUMBER	HOSE I.D.	THREAD	HEX	STEM I.D.	FITTING LENGTH	-CO-CUTOFF
103-102	3/16	1/8-27	1/2	0.125	1.327	0.703

NPTF Swivel Male Stem

Leakage may occur at low pressure



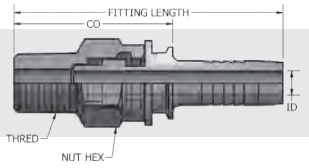
PART NUMBER	HOSE I.D.	THREAD	NUT HEX	STEM I.D.	FITTING LENGTH	-CO-CUTOFF
203-202	3/16	1/8-27	1/2	0.125	1.955	1.050
203-204	3/16	1/4-18	11/16	0.125	2.325	1.460
204-202	1/4	1/8-27	1/2	0.156	2.216	1.226
204-204	1/4	1/4-18	11/16	0.156	2.445	1.440
204-206	1/4	3/8-18	13/16	0.156	2.595	1.625
204-208	1/4	1/2-14	7/8	0.156	2.785	1.795
205-204	5/16	1/4-18	11/16	0.234	2.453	1.463
205-206	5/16	3/8-18	13/16	0.234	2.610	1.625
206-204	3/8	1/4-18	11/16	0.218	2.590	1.605
206-206	3/8	3/8-18	13/16	0.296	2.590	1.625
206-208	3/8	1/2-14	7/8	0.296	2.780	1.810
208-206	1/2	3/8-18	1	0.406	2.835	1.605
208-208	1/2	1/2-14	1	0.406	3.035	1.800
210-212	5/8	3/4-14	1-5/16	0.500	3.080	1.855
212-208	3/4	1/2-14	1-5/16	0.625	3.125	1.890
212-212	3/4	3/4-14	1-5/16	0.625	3.135	1.885
214-216	7/8	1 - 11-1/2	1-9/16	0.669	2.424	1.174
216-216	1	1 - 11-1/2	1-5/8	0.844	3.760	2.300
220-220	1-1/4	1-1/4 - 11-1/2	1-3/4	0.937	4.395	2.480

STEMS FOR SAE 100R1, 100R1AT, 100R2, 100R2AT, 100R3, 100R4, 100R5, 100R12, HYDRA-LITE I & II



NPTF Swivel Male Stem - Stainless Steel Type 303

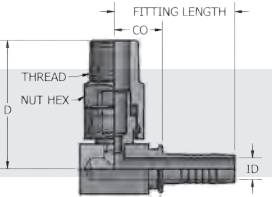
Leakage may occur at low pressure



PART NUMBER	HOSE I.D.	THREAD	NUT HEX	STEM I.D.	FITTING LENGTH	-CO-CUTOFF
206-SS-206	3/8	3/8-18	3/4	0.296	2.590	1.625
208-SS-208	1/2	1/2-14	1	0.406	3.035	1.800

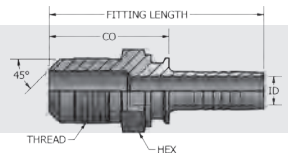
NPTF Swivel Male 90° Stem

Leakage may occur at low pressure



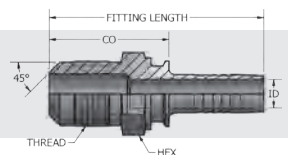
PART NUMBER	HOSE I.D.	THREAD	NUT HEX	STEM I.D.	D-DROP	FITTING LENGTH	-CO-CUTOFF
203-202-90	3/16	1/8-27	1/2	0.125	1.100	1.394	0.484
204-204-90	1/4	1/4-18	11/16	0.156	1.536	1.676	0.686
204-206-90	1/4	3/8-18	13/16	0.156	1.700	1.700	0.710
206-204-90	3/8	1/4-18	11/16	0.296	1.530	1.730	0.710
206-206-90	3/8	3/8-18	13/16	0.296	1.645	1.730	0.710
206-208-90	3/8	1/2-14	7/8	0.296	1.798	1.730	0.710
208-206-80	1/2	3/8-18	13/16	0.406	1.895	2.060	0.820
208-208-90	1/2	1/2-14	1	0.406	1.952	2.060	0.820
208-212-90	1/2	3/4-14	1-5/16	0.406	2.300	2.281	1.031
210-208-90	5/8	1/2-14	1	0.500	1.952	2.060	0.820
212-212-90	3/4	3/4-14	1-5/16	0.625	2.300	2.350	1.100
416-216-90	1	1-11-1/2	1-5/8	0.843	2.812	4.065	1.140

SAE 45° Solid Male Stem



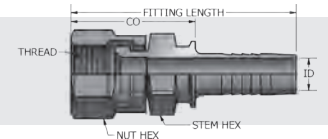
PART NUMBER	HOSE I.D.	THREAD	HEX	STEM I.D.	FITTING LENGTH	-CO-CUTOFF
203-304	3/16	7/16-20	1/2	0.125	1.846	0.936
204-303	1/4	3/8-24	5/8	0.156	2.895	0.905
204-304	1/4	7/16-20	5/8	0.156	1.958	0.968
204-305	1/4	1/2-20	5/8	0.156	2.019	1.029
204-306	1/4	5/8-18	11/16	0.156	2.082	1.092
206-306	3/8	5/8-18	11/16	0.296	2.082	1.092
206-308	3/8	3/4-16	3/4	0.296	2.239	1.249
208-308	1/2	3/4-16	13/16	0.406	2.552	1.312
208-310	1/2	7/8-14	7/8	0.406	2.682	1.442
210-310	5/8	7/8-14	1	0.468	2.682	1.442
212-312	3/4	1-1/16 - 14	1-1/8	0.625	2.926	1.676

Grease Fitting Stem Special



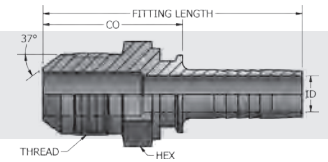
PART NUMBER	HOSE I.D.	THREAD	HEX	STEM I.D.	FITTING LENGTH	-CO-CUTOFF
203-SP-304	3/16	7/16-20	5/8	0.125	1.846	0.936
203-SP-305	3/16	1/2-20	5/8	0.125	2.375	1.465

SAE 45° Swivel Female Stem



PART NUMBER	HOSE I.D.	THREAD	STEM HEX	NUT HEX	STEM I.D.	FITTING LENGTH	-CO-CUTOFF
204-404	1/4	7/16-20	5/8	9/16	0.156	2.075	1.075
204-405	1/4	1/2-20	5/8	11/16	0.156	2.145	1.145
204-406	1/4	5/8-18	5/8	3/4	0.156	2.210	1.215
205-405	5/16	1/2-20	5/8	11/16	0.234	2.115	1.115
205-406	5/16	5/8-18	5/8	3/4	0.234	2.195	1.205
206-404	3/8	7/16-20	11/16	9/16	0.296	2.075	1.075
206-406	3/8	5/8-18	11/16	3/4	0.314	2.195	1.195
206-408	3/8	3/4-16	11/16	7/8	0.314	2.260	1.245
208-406	1/2	5/8-18	13/16	3/4	0.296	2.493	1.253
208-408	1/2	3/4-16	13/16	7/8	0.406	2.540	1.280
208-410	1/2	7/8-14	13/16	1-1/16	0.406	2.625	1.395
210-410	5/8	7/8-14	1	1-1/16	0.500	2.645	1.415
210-412	5/8	1-1/16 - 14	1	1-1/4	0.500	2.770	1.510
212-410	3/4	7/8-14	1-1/16	1-1/16	0.625	2.724	1.474
212-412	3/4	1-1/16 - 14	1-1/16	1-1/4	0.625	2.805	1.555

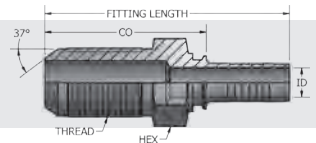
JIC 37° Solid Male Stem



PART NUMBER	HOSE I.D.	THREAD	HEX	STEM I.D.	FITTING LENGTH	-CO-CUTOFF
203-503	3/16	3/8-24	1/2	0.125	1.780	0.870
203-504	3/16	7/16-20	1/2	0.125	1.846	0.936
204-504	1/4	7/16-20	5/8	0.156	2.003	1.014
204-505	1/4	1/2-20	5/8	0.156	2.019	1.029
204-506	1/4	9/16-18	5/8	0.156	2.013	1.023
204-507	1/4	5/8-18	5/8	0.156	2.082	1.092
205-506	5/16	9/16-18	5/8	0.234	2.013	1.023
206-506	3/8	9/16-18	11/16	0.265	2.045	1.055
206-508	3/8	3/4-16	3/4	0.296	2.145	1.155
206-510	3/8	7/8-14	7/8	0.296	2.239	1.249
208-508	1/2	3/4-16	13/16	0.408	2.468	1.218
208-510	1/2	7/8-14	1	0.406	2.562	1.312
208-512	1/2	1-1/16 - 12	1-1/8	0.406	2.669	1.429
210-508	5/8	3/4-16	1	0.406	2.468	1.218
210-510	5/8	7/8-14	1	0.468	2.552	1.312
210-512	5/8	1-1/16 - 12	1-1/16	0.500	2.731	1.491
212-510	3/4	7/8-14	1-1/16	0.468	2.676	1.426
212-512	3/4	1-1/16 - 12	1-1/8	0.625	2.793	1.543
212-514	3/4	1-3/16 - 12	1-1/4	0.625	2.793	1.543
212-516	3/4	1-5/16 - 12	1-3/8	0.625	2.837	1.587
216-516	1	1-5/16 - 12	1-5/8	0.844	3.146	1.676
216-520	1	1-5/8 - 12	1-5/8	0.844	3.139	1.664
220-520	1-1/4	1-5/8 - 12	1-3/4	1.062	3.932	1.993
220-SP-520	1-1/4	1-5/8 - 12	1-3/4	1.062	3.932	1.993
220-524	1-1/4	1-7/8 - 12	2	1.062	4.067	2.118
224-524	1-1/2	1-7/8 - 12	2	1.312	4.598	2.260
232-532	2	2-1/2 - 12	2-5/8	1.655	5.802	2.635

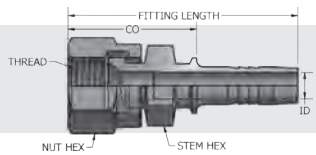
STEMS FOR SAE 100R1, 100R1AT, 100R2, 100R2AT, 100R3, 100R4, 100R5, 100R12, HYDRA-LITE I & II

JIC 37° Solid Male Long Nose



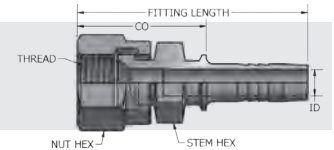
PART NUMBER	HOSE I.D.	THREAD	HEX	STEM I.D.	FITTING LENGTH	-CO-CUTOFF
208-LN-510	1/2	7/8-14	1	0.406	3.457	2.217
208-LN-512	1/2	1-1/16 - 12	1-1/16	0.406	3.489	2.249
210-LN-512	5/8	1-1/16 - 12	1-1/16	0.500	3.364	2.124
212-LN-512	3/4	1-1/16 - 12	1-1/8	0.625	3.426	2.176

JIC 37° Swivel Female Stem



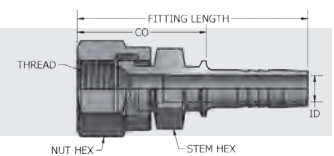
PART NUMBER	HOSE I.D.	THREAD	STEM HEX	NUT HEX	STEM I.D.	FITTING LENGTH	-CO-CUTOFF
203-603	3/16	3/8-24	1/2	1/2	0.125	1.885	0.965
203-604	3/16	7/16-20	1/2	9/16	0.125	1.885	0.965
203-605	3/16	1/2-20	1/2	11/16	0.125	1.985	1.050
204-603	1/4	3/8-24	5/8	1/2	0.156	2.063	1.073
204-604	1/4	7/16-20	5/8	9/16	0.156	2.060	1.070
204-605	1/4	1/2-20	5/8	11/16	0.156	2.130	1.125
204-606	1/4	9/16-18	5/8	3/4	0.156	2.115	1.120
205-604	5/16	7/16-20	5/8	9/16	0.171	2.075	1.070
205-605	5/16	1/2-20	5/8	11/16	0.203	2.120	1.120
205-606	5/16	9/16-18	5/8	3/4	0.234	2.105	1.105
205-608	5/16	3/4-16	11/16	7/8	0.234	2.245	1.245
206-604	3/8	7/16-20	11/16	9/16	0.171	2.064	1.074
206-606	3/8	9/16-18	11/16	3/4	0.296	2.110	1.105
206-608	3/8	3/4-16	11/16	7/8	0.296	2.245	1.245
206-610	3/8	7/8-14	13/16	1-1/16	0.296	2.325	1.345
208-606	1/2	9/16-18	13/16	3/4	0.296	2.420	1.165
208-608	1/2	3/4-16	13/16	7/8	0.406	2.550	1.310
208-610	1/2	7/8-14	13/16	1-1/16	0.406	2.610	1.370
208-612	1/2	1-1/16 - 12	1	1-1/4	0.406	2.735	1.505
210-608	5/8	3/4-16	1	7/8	0.406	2.535	1.295
210-610	5/8	7/8-14	1	1-1/16	0.500	2.645	1.405
210-612	5/8	1-1/16 - 12	1	1-1/4	0.500	2.735	1.485
210-614	5/8	1-3/16 - 12	1-1/8	1-3/8	0.500	2.765	1.520
212-610	3/4	7/8-14	1-1/16	1-1/16	0.500	2.745	1.490
212-612	3/4	1-1/16 - 12	1-1/16	1-1/4	0.625	2.810	1.570
212-614	3/4	1-3/16 - 12	1-1/8	1-3/8	0.625	2.830	1.585
212-616	3/4	1-5/16 - 12	1-1/4	1-1/2	0.625	2.920	1.700
214-616	7/8	1-5/16 - 12	1-1/4	1-1/2	0.671	2.910	1.665
216-612	1	1-1/16 - 12	1-3/8	1-1/4	0.718	3.040	1.580
216-614	1	1-3/16 - 12	1-3/8	1-3/8	0.844	3.055	1.600
216-616	1	1-5/16 - 12	1-3/8	1-1/2	0.844	3.175	1.720
216-620	1	1-5/8 - 12	1-1/2	2	0.844	3.175	1.825
220-R5-616	1-1/8	1-5/16 - 12	1-3/8	1-1/2	0.844	3.175	1.720
220-616	1-1/4	1-5/16 - 12	1-3/4	1-1/4	1.062	4.142	2.217
220-620	1-1/4	1-5/8 - 12	1-3/4	2	1.062	4.155	2.195
220-SP-620	1-1/4	1-5/8 - 12	1-3/4	2	1.062	4.155	2.195
220-R5-620	1-1/8	1-5/8 - 12	1-5/8	2	0.844	3.703	2.195
224-R5-620	1-3/8	1-5/8 - 12	1-3/4	2	1.062	4.155	2.195
224-620	1-1/2	1-5/8 - 12	2	2	1.062	4.750	2.410
224-R5-624	1-3/8	1-7/8 - 12	2	2-1/4	1.062	4.416	2.455
224-624	1-1/2	1-7/8 - 12	2	2-1/4	1.312	4.800	2.415
232-R5-632	1-13/16	2-1/2 - 12	2-1/2	2-7/8	1.437	5.458	2.930
232-632	2	2-1/2 - 12	2-1/2	2-7/8	1.655	6.075	2.930
240-R5-632	2-3/8	2-1/2 - 12	2-1/2	2-7/8	1.655	6.075	2.930

JIC 37° Swivel Female Stem - Stainless Steel Type 303



PART NUMBER	HOSE I.D.	THREAD	STEM HEX	NUT HEX	STEM I.D.	FITTING LENGTH	-CO-CUTOFF
204-SS-604	1/4	7/16-20	5/8	9/16	0.156	2.030	1.085
204-SS-606	1/4	9/16-18	5/8	3/4	0.156	2.090	1.140
206-SS-606	3/8	9/16-18	11/16	3/4	0.294	1.782	0.792
206-SS-608	3/8	3/4-16	11/16	7/8	0.281	2.200	1.260
208-SS-608	1/2	3/4-16	13/16	7/8	0.390	2.310	1.300
208-SS-610	1/2	7/8-14	13/16	1-1/16	0.390	2.400	1.390
412-SS-612	3/4	1-1/16 - 12	1-1/16	1-1/4	0.625	3.400	1.555
416-SS-616	1	1-5/16 - 12	1-3/8	1-1/2	0.844	3.746	1.700
220-SS-620	1-1/4	1-5/8 - 12	1-3/4	2	1.062	4.155	2.235
224-SS-624	1-1/2	1-7/8 - 12	2	2-1/4	1.312	4.800	2.415
232-SS-632	2	2-1/2 - 12	2-5/8	2-7/8	1.655	6.075	2.930

JIC 37° Swivel Female Stem - Stainless Steel Type 316

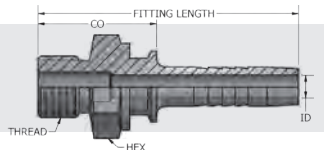


PART NUMBER	HOSE I.D.	THREAD	STEM HEX	NUT HEX	STEM I.D.	FITTING LENGTH	-CO-CUTOFF
204-S16-604	1/4	7/16-20	9/16	9/16	0.156	1.737	0.747
204-S16-606	1/4	9/16-18	5/8	3/4	0.156	2.090	1.140
206-S16-606	3/8	9/16-18	11/16	3/4	0.294	1.803	0.813
206-S16-608	3/8	3/4-16	11/16	7/8	0.281	1.854	1.224
208-S16-608	1/2	3/4-16	13/16	7/8	0.390	2.310	1.300
208-S16-610	1/2	7/8-14	13/16	1-1/16	0.390	2.400	1.390
210-S16-610	5/8	7/8-14	1	1-1/16	.500	2.645	1.405
210-S16-612	5/8	1-1/16-12	1	1-1/4	.500	2.735	1.485
212-S16-612	3/4	1-1/16-12	1-1/16	1-1/4	.625	2.810	1.570
212-S16-616	3/4	1-5/16-12	1-1/4	1-1/2	.625	2.920	1.700
412-S16-612	3/4	1-1/16-12	1-1/16	1-1/4	0.625	3.400	1.555
416-S16-616	1	1-5/16-12	1-3/8	1-1/2	0.844	3.746	1.700
220-S16-620	1-1/4	1-5/8-12	1-3/4	2	1.062	4.155	2.235
224-S16-624	1-1/2	1-7/8-12	2	2-1/4	1.312	4.800	2.415
232-S16-632	2	2-1/2-12	2-5/8	2-7/8	1.655	6.075	2.930

STEMS FOR SAE 100R1, 100R1AT, 100R2, 100R2AT, 100R3, 100R4, 100R5, 100R12, HYDRA-LITE I & II



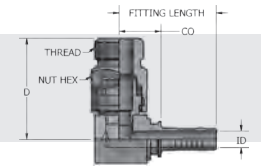
ORB Solid Male Stem



PART NUMBER	HOSE I.D.	THREAD	HEX	STEM I.D.	FITTING LENGTH	-CO- CUTOFF
203-704	3/16	7/16-20	9/16	0.125	1.690	0.780
204-704	1/4	7/16-20	5/8	0.156	1.817	0.827
204-705	1/4	1/2-20	5/8	0.156	1.817	0.828
204-706	1/4	9/16-18	11/16	0.156	1.849	0.859
204-708	1/4	3/4-16	13/16	0.154	2.017	1.027
205-705	5/16	1/2-20	11/16	0.234	1.849	0.828
205-706	5/16	9/16-18	11/16	0.234	1.880	0.890
206-704	3/8	7/16-20	11/16	0.250	1.849	0.859
206-705	3/8	1/2-20	11/16	0.296	1.849	0.860
206-706	3/8	9/16-18	3/4	0.296	1.943	0.953
206-708	3/8	3/4-16	7/8	0.296	2.017	1.027
206-710	3/8	7/8-14	1	0.279	2.052	1.062
206-712	3/8	1-1/16 - 12	1-1/4	0.296	2.209	1.219
208-708	1/2	3/4-16	7/8	0.406	2.250	1.000
208-710	1/2	7/8-14	1	0.406	2.312	1.062
208-712	1/2	1-1/16 - 12	1-1/4	0.406	2.437	1.187
210-708	5/8	3/4-16	1	0.500	2.271	1.031
210-710	5/8	7/8-14	1	0.500	2.518	1.278
210-712	5/8	1-1/16 - 12	1-1/4	0.500	2.468	1.218
212-710	3/4	7/8-14	1-1/16	0.625	2.333	1.083
212-712	3/4	1-1/16 - 12	1-1/4	0.625	2.520	1.270
212-714	3/4	1-3/16 - 12	1-3/8	0.625	2.520	1.270
212-716	3/4	1-5/16 - 12	1-1/2	0.625	2.520	1.270
216-712	1	1-1/16 - 12	1-3/8	0.844	2.829	1.359
216-714	1	1-3/16 - 12	1-3/8	0.844	2.829	1.359
216-716	1	1-5/16 - 12	1-1/2	0.844	2.829	1.359
220-720	1-1/4	1-5/8 - 12	1-3/4	1.062	3.568	1.646

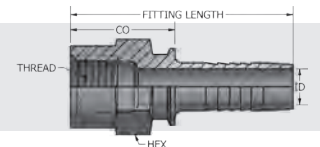
ORB Swivel Male 90° Stem

Leakage may occur at low pressure



PART NUMBER	HOSE I.D.	THREAD	NUT HEX	STEM I.D.	-D- DROP	FITTING LENGTH	-CO- CUTOFF
204-804-90	1/4	7/16-20	11/16	0.156	1.416	1.680	0.690
204-805-90	1/4	1/2-20	11/16	0.156	1.426	1.680	0.690
204-806-90	1/4	9/16-18	11/16	0.156	1.426	1.680	0.690
204-808-90	1/4	3/4-16	7/8	0.156	1.470	1.700	0.710
206-806-90	3/8	9/16-18	11/16	0.218	1.426	1.680	0.690
206-808-90	3/8	3/4-16	7/8	0.296	1.470	1.700	0.710
206-810-90	3/8	7/8-14	1	0.296	1.780	1.680	0.690
208-808-90	1/2	3/4-16	1	0.406	1.660	2.080	0.840
208-810-90	1/2	7/8-14	1	0.406	1.725	2.050	0.810
208-812-90	1/2	1-1/16 - 12	1-5/16	0.406	2.144	2.230	0.990
210-812-90	5/8	1-1/16 - 12	1-5/16	0.500	2.144	2.261	1.062
212-812-90	3/4	1-1/16 - 12	1-5/16	0.625	2.125	2.285	0.990

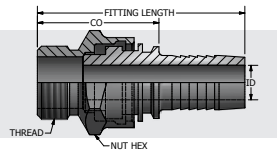
NPTF Solid Female Stem



PART NUMBER	HOSE I.D.	THREAD	NUT HEX	STEM I.D.	FITTING LENGTH	-CO- CUTOFF
203-902	3/16	1/8-27	9/16	0.125	1.680	0.765
204-902	1/4	1/8-27	5/8	0.156	1.864	0.874
204-904	1/4	1/4-18	11/16	0.156	1.864	0.874
204-906	1/4	3/8-18	13/16	0.156	2.052	1.782
205-904	5/16	1/4-18	11/16	0.234	1.864	0.874
206-904	3/8	1/4-18	11/16	0.296	1.864	0.874
206-906	3/8	3/8-18	13/16	0.296	1.989	0.999
206-908	3/8	1/2-14	1	0.296	2.130	1.140
208-906	1/2	3/8-18	13/16	0.406	2.130	1.140
208-908	1/2	1/2-14	1	0.406	2.390	1.140
212-912	3/4	3/4-14	1-1/4	0.625	2.676	1.426
216-916	1	1 - 11-1/2	1-1/2	0.844	3.031	1.561
220-920	1-1/4	1-1/4 - 11-1/2	1-7/8	1.062	3.756	1.834
224-924	1-1/2	1-1/2 - 11-1/2	2-1/4	1.311	4.175	1.837
232-932	2	2 - 11-1/2	2-5/8	1.655	5.024	2.069

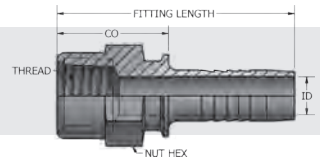
ORB Swivel Male Stem

Leakage may occur at low pressure



PART NUMBER	HOSE I.D.	THREAD	NUT HEX	STEM I.D.	FITTING LENGTH	-CO- CUTOFF
204-804	1/4	7/16-20	11/16	0.156	2.340	1.340
204-805	1/4	1/2-20	11/16	0.156	2.340	1.340
204-806	1/4	9/16-18	11/16	0.156	2.350	1.365
204-808	1/4	3/4-16	7/8	0.156	2.378	1.393
206-806	3/8	9/16-18	11/16	0.218	2.400	1.405
206-808	3/8	3/4-16	7/8	0.296	2.355	1.365
206-810	3/8	7/8-14	1	0.296	2.565	1.570
208-808	1/2	3/4-16	1	0.406	2.730	1.500
208-810	1/2	7/8-14	1	0.406	2.775	1.535
210-810	5/8	7/8-14	1	0.500	2.775	1.535
212-812	3/4	1-1/16 - 12	1-5/16	0.625	3.125	1.890
212-814	3/4	1-3/16 - 12	1-5/16	0.625	2.960	1.720

Solid Female Grease Fitting Stem

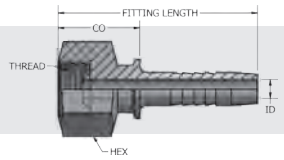


PART NUMBER	HOSE I.D.	THREAD	NUT HEX	STEM I.D.	FITTING LENGTH	-CO- CUTOFF
204-SP-908	1/4	1/2-27	1-1/16	0.156	1.864	0.874
206-SP-908	3/8	1/2-27	1-1/16	0.296	1.864	0.874

TWO-PIECE FITTINGS 09

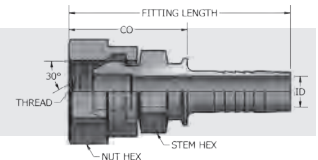
STEMS FOR SAE 100R1, 100R1AT, 100R2, 100R2AT, 100R3, 100R4, 100R5, 100R12, HYDRA-LITE I & II

45° Solid Female Inverted Flare Stem



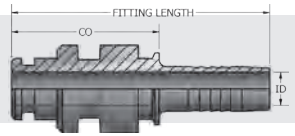
PART NUMBER	HOSE I.D.	THREAD	HEX	STEM I.D.	FITTING LENGTH	-CO-CUTOFF
203-903-IF	3/16	3/8-24	1/2	0.125	1.485	0.453
204-904-IF	1/4	7/16-24	11/16	0.156	1.677	0.687
204-905-IF	1/4	1/2-20	11/16	0.156	1.677	0.687
204-906-IF	1/4	5/8-18	3/4	0.156	1.677	0.687
206-904-IF	3/8	7/16-24	3/4	0.296	1.612	0.622
206-905-IF	3/8	1/2-20	3/4	0.296	1.612	0.622
206-906-IF	3/8	5/8-18	3/4	0.296	1.612	0.622
206-908-IF	3/8	3/4-18	1	0.296	1.612	0.622
208-908-IF	1/2	3/4-18	1	0.406	1.927	0.687

NPSM Swivel Female Stem



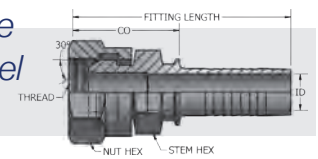
PART NUMBER	HOSE I.D.	THREAD	STEM HEX	NUT HEX	STEM I.D.	FITTING LENGTH	-CO-CUTOFF
203-4FPX	3/16	1/4-18	1/2	11/16	0.125	1.829	0.919
204-4FPX	1/4	1/4-18	5/8	11/16	0.156	2.017	1.027
204-6FPX	1/4	3/8-18	5/8	7/8	0.156	2.120	1.143
206-4FPX	3/8	1/4-18	11/16	11/16	0.250	2.063	1.079
206-6FPX	3/8	3/8-18	11/16	7/8	0.296	2.142	1.153
206-8FPX	3/8	1/2-14	13/16	1	0.296	2.253	1.263
208-8FPX	1/2	1/2-14	13/16	1	0.406	2.470	1.230
210-12FPX	5/8	3/4-14	1-1/8	1-1/4	0.500	2.708	1.718
212-12FPX	3/4	3/4-14	1-1/16	1-1/4	0.625	2.769	1.519
216-16FPX	1	1-11-1/2	1-3/8	1-1/2	0.843	2.980	1.520
220-20FPX	1-1/4	1-1/4-11-1/2	1-3/4	1-7/8	1.062	4.054	1.705

Male "O"-Lok Stem



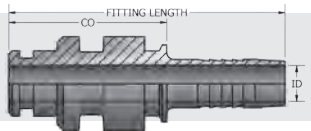
PART NUMBER	HOSE I.D.	MALE SIZE	STEM I.D.	FITTING LENGTH	-CO-CUTOFF
204-S04	1/4	1/4	0.156	2.307	1.317
206-S06	3/8	3/8	0.296	2.312	1.322
208-S08	1/2	1/2	0.406	2.567	1.307
412-S12	3/4	3/4	0.625	2.619	1.369
416-S16	1	1	0.843	3.370	1.600
220-S20	1-1/4	1-1/4	1.062	3.683	1.764
224-S24	1-1/2	1-1/2	1.250	4.320	1.555
232-S32	2	2	1.655	5.160	2.035

NPSM Swivel Female Stem - Stainless Steel Type 303



PART NUMBER	HOSE I.D.	THREAD	STEM HEX	NUT HEX	STEM I.D.	FITTING LENGTH	-CO-CUTOFF
204-SS-4FPX	1/4	1/4-18	5/8	11/16	0.154	1.894	0.904
206-SS-4FPX	3/8	1/4-18	11/16	11/16	0.248	1.894	0.904
208-SS-8FPX	1/2	1/2-14	13/16	1	0.406	2.470	1.230

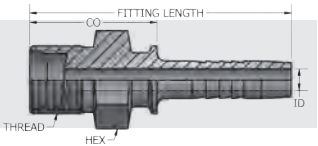
Male "O"-Lok Stem - Stainless Steel Type 303



PART NUMBER	HOSE I.D.	MALE SIZE	STEM I.D.	FITTING LENGTH	-CO-CUTOFF
206-SS-S06	3/8	3/8	0.296	2.307	1.317
208-SS-S08	1/2	1/2	0.406	2.557	1.317

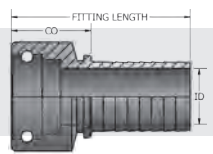
Male Flareless Stem

For Flareless Sleeve and Nut



PART NUMBER	HOSE I.D.	THREAD	HEX	STEM I.D.	FITTING LENGTH	-CO-CUTOFF
203-E04	3/16	7/16-20	1/2	0.125	1.831	0.921
204-E04	1/4	7/16-20	5/8	0.156	1.911	0.921
204-E05	1/4	1/2-20	5/8	0.156	1.926	0.921
204-E06	1/4	9/16-18	5/8	0.156	1.927	0.937
206-E04	3/8	7/16-20	11/16	0.234	1.943	0.953
206-E05	3/8	1/2-20	11/16	0.234	1.943	0.953
206-E06	3/8	9/16-18	11/16	0.296	1.959	0.969
206-E08	3/8	3/4-16	13/16	0.296	2.051	1.061
208-E08	1/2	3/4-16	13/16	0.406	2.365	1.125
208-E10	1/2	7/8-14	1	0.406	2.428	1.188
208-E11	1/2	15/16-16	1	0.406	2.427	1.187
212-E12	3/4	1-1/16-12	1-1/8	0.625	2.614	1.364
216-E16	1	1-5/16-12	1-3/8	0.844	2.923	1.453
216-SP-E16	1	1-5/16-16	1-5/8	0.844	2.923	1.453
216-E20	1	1-5/8-12	1-3/4	0.844	2.923	1.453
220-E20	1-1/4	1-5/8-12	1-3/4	1.062	3.662	1.738

Female "O"-Lok Stem



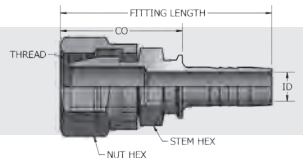
PART NUMBER	HOSE I.D.	FEMALE SIZE	STEM I.D.	FITTING LENGTH	-CO-CUTOFF
232-F-S32	2	2	1.655	5.344	3.167

STEMS FOR SAE 100R1, 100R1AT, 100R2, 100R2AT, 100R3, 100R4, 100R5, 100R12, HYDRA-LITE I & II



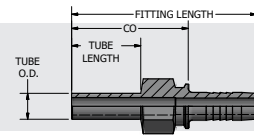
Swivel Female Flareless 24° Cone

For Flareless Sleeve and Nut



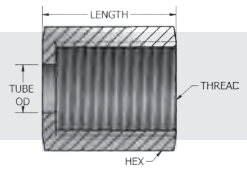
PART NUMBER	HOSE I.D.	THREAD	STEM HEX	NUT HEX	STEM I.D.	FITTING LENGTH	-CO- CUTOFF
203-MFX-5	3/16	1/2-20	1/2	11/16	0.125	2.021	1.111
204-MFX-4	1/4	7/16-20	5/8	9/16	0.156	2.202	1.237
204-MFX-5	1/4	1/2-20	5/8	11/16	0.156	2.148	1.158
206-MFX-6	3/8	9/16-18	11/16	3/4	0.296	2.150	1.160
206-MFX-8	3/8	3/4-16	11/16	7/8	0.296	2.129	1.139
208-MFX-8	1/2	3/4-16	13/16	7/8	0.406	2.389	1.139
208-MFX-10	1/2	7/8-14	13/16	1-1/16	0.406	2.558	1.308
208-MFX-11	1/2	15/16-16	1	1-1/8	0.406	2.628	1.378
212-MFX-12	3/4	1-1/16-12	1-1/16	1-1/4	0.625	3.017	1.777
216-MFX-16	1	1-5/16-12	1-3/8	1-1/2	0.844	3.487	2.032
216-MFXSP-16	1	1-5/16-16	1-3/8	1-1/2	0.844	3.487	2.032

Inch Stand Pipe



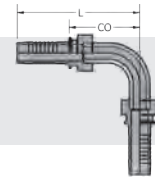
PART NUMBER	HOSE I.D.	TUBE O.D.	TUBE LENGTH	FITTING LENGTH	-CO- CUTOFF
204-ST-4	1/4	1/4	0.750	2.302	1.312
204-ST-6	1/4	3/8	0.875	2.427	1.437
205-ST-6	5/16	3/8	0.875	2.427	1.437
206-ST-6	3/8	3/8	1.000	2.677	1.687
206-ST-8	3/8	1/2	1.000	2.597	1.687
208-ST-8	1/2	1/2	1.000	2.937	1.687
208-ST-10	1/2	5/8	1.000	2.847	1.687
210-ST-12	5/8	3/4	1.125	3.003	1.843
212-ST-12	3/4	3/4	1.125	3.691	1.836
216-ST-16	1	1	1.250	4.050	2.000

Nut for Male Flareless Stem and Stand Pipe



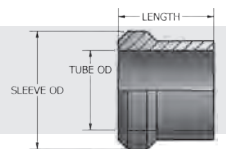
PART NUMBER	TUBE O.D.	THREAD	HEX	LENGTH
E04-N	1/4	7/16-20	9/16	0.700
E05-N	5/16	1/2-20	5/8	0.720
E06-N	3/8	9/16-18	11/16	0.750
E08-N	1/2	3/4-16	7/8	0.840
E10-N	5/8	7/8-14	1	0.920
E12-N	3/4	1-1/16-12	1-1/4	0.970
E16-N	1	1-5/16-12	1-3/8	1.050
E20-N	1-1/4	1-5/8-12	2	1.050

Length Extender 90° Bent Tube



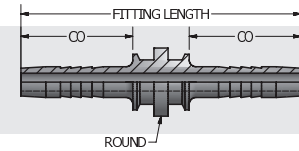
PART NUMBER	HOSE I.D.	TUBING	TUBE LENGTH	-CO- CUTOFF	TUBE STEEL
206-90-T06	3/8	3/8 +.065W	3.070	1.910	206-T06
208-90-T08	1/2	1/2 +.095W	3.070	2.380	208-T08
412-90-T12	3/4	3/8 +.109W	4.235	2.760	412-T12
416-90-T16	1	1 +.120W	4.810	3.300	416-T16
420-90-T20	1-1/4	1-1/4 +.12W	5.180	2.160	420-T20

Sleeve for Male Flareless Stem and Stand Pipe



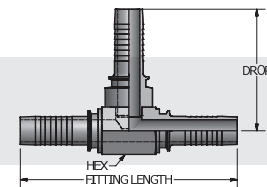
PART NUMBER	TUBE O.D.	SLEEVE O.D.	LENGTH
E04-S	1/4	0.370	0.360
E05-S	5/16	0.420	0.340
E06-S	3/8	0.500	0.390
E08-S	1/2	0.660	0.430
E10-S	5/8	0.780	0.440
E12-S	3/4	0.930	0.480
E16-S	1	1.190	0.480
E20-S	1-1/4	1.450	0.480

Hose Mender



PART NUMBER	HOSE I.D.	-CO- CUTOFF	LENGTH	ROUND
204-HM-T04	1/4	0.499	2.479	5/8
206-HM-T06	3/8	0.499	2.497	3/4
208-HM-T08	1/2	0.499	2.999	7/8
212-HM-T12	3/4	0.603	3.103	1 3/16
216-HM-T16	1	0.655	3.595	1 1/2

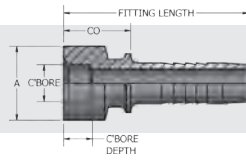
Brazed Male Tee



PART NUMBER	HOSE I.D.	STEM I.D.	THREAD	FITTING LENGTH
204-204-204	1/4	11/16	1.896	3.289
206-206-206	3/8	11/16	1.896	3.354
208-208-208	1/2	7/8	2.250	4.007

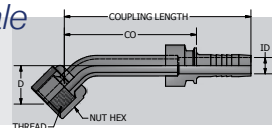
STEMS FOR SAE 100R1, 100R1AT, 100R2, 100R2AT, 100R3, 100R4, 100R5, 100R12, HYDRA-LITE I & II

Tube Stem



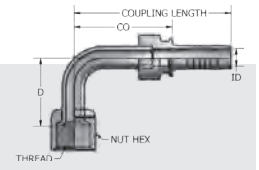
PART NUMBER	HOSE I.D.	C'BORE DIA	C'BORE LENGTH	A-O.D.	STEM I.D.	FITTING LENGTH	CO-CUTOFF
203-T03	3/16	3/16	0.218	1/2	0.125	1.390	0.515
203-T04	3/16	1/4	0.218	1/2	0.125	1.425	0.515
203-T05	3/16	5/16	0.218	1/2	0.125	1.390	0.515
204-T03	1/4	3/16	0.218	5/8	0.156	1.552	0.562
204-T04	1/4	1/4	0.218	5/8	0.156	1.552	0.562
204-T05	1/4	5/16	0.218	5/8	0.156	1.552	0.562
204-T06	1/4	3/8	0.218	5/8	0.156	1.552	0.562
205-T04	5/16	1/4	0.218	5/8	0.234	1.552	0.562
205-T05	5/16	5/16	0.218	5/8	0.234	1.552	0.562
205-T06	5/16	3/8	0.218	5/8	0.234	1.552	0.562
206-T04	3/8	1/4	0.218	3/4	0.296	1.552	0.562
206-T05	3/8	5/16	0.218	3/4	0.296	1.552	0.562
206-T06	3/8	3/8	0.218	3/4	0.296	1.552	0.562
206-T08	3/8	1/2	0.218	3/4	0.296	1.552	0.562
206-T10	3/8	5/8	0.218	13/16	0.296	1.552	0.562
208-T06	1/2	3/8	0.218	13/16	0.359	1.812	0.562
208-T08	1/2	1/2	0.218	7/8	0.406	1.812	0.562
208-T10	1/2	5/8	0.218	7/8	0.406	1.812	0.562
208-T12	1/2	3/4	0.218	1	0.406	1.812	0.562
210-T08	5/8	1/2	0.312	1	0.466	1.980	0.730
210-T10	5/8	5/8	0.312	1	0.500	1.980	0.730
210-T12	5/8	3/4	0.312	1	0.500	1.980	0.730
212-T10	3/4	5/8	0.375	1-3/16	0.610	2.005	0.755
212-T12	3/4	3/4	0.375	1-3/16	0.625	2.005	0.755
212-T14	3/4	7/8	0.375	1-3/16	0.625	2.005	0.755
212-T16	3/4	1	0.375	1-3/16	0.503	2.005	0.755
214-T16	7/8	1	0.375	1-3/16	0.671	2.005	0.755
216-T12	1	3/4	0.375	1-1/2	0.734	2.235	0.765
216-T16	1	1	0.375	1-1/2	0.843	2.235	0.765
216-T20	1	1-1/4	0.375	1-1/2	0.843	2.235	0.765
232-R5-T24	1 - 13/16	1-1/2	0.375	2-1/2	1.391	3.407	1.069
232-R5-T32	1 - 13/16	2	0.375	2-1/2	1.440	3.407	1.069
420-T20	1-1/4	1-1/4	0.375	1-13/16	1.062	2.840	1.920
420-T24	1-1/4	1-1/2	0.375	1-3/4	1.062	2.840	1.920
424-T20	1-1/2	1-1/4	0.375	1-13/16	1.234	3.562	2.659
424-T24	1-1/2	1-1/2	0.375	2	1.250	3.258	2.338
424-T32	1-1/2	2	0.375	2-1/4	1.250	3.258	2.338
432-T32	2	2	0.375	2-9/16	1.655	4.086	3.167
240-T32	2-1/2	2	0.375	2-9/16	1.666	3.874	0.919
240-T40	2-1/2	2-1/2	0.375	2-3/4	1.666	3.882	0.927

SAE 45° Swivel Female Stem 45° Bent Tube Short Drop



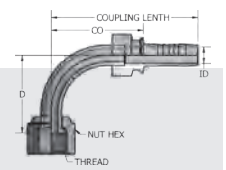
PART NUMBER	HOSE I.D.	THREAD	NUT HEX	-D- DROP	STEM I.D.	FITTING LENGTH	CO-CUTOFF
203-S-484	3/16	7/16-20	9/16	0.443	0.125	2.300	1.390
206-S-486	3/8	5/8-18	3/4	0.410	0.296	2.925	2.015
206-S-488	3/8	3/4-16	7/8	0.550	0.312	3.365	2.965
212-S-492	3/4	1 1/16-12	1 1/4	0.780	N/A	4.145	2.895

SAE 45° Swivel Female Stem 90° Bent Tube Short Drop



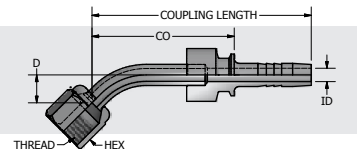
PART NUMBER	HOSE I.D.	THREAD	NUT HEX	-D- DROP	STEM I.D.	FITTING LENGTH	CO-CUTOFF
205-S-466	5/16	5/8-18	3/4	0.850	0.237	2.655	1.665
206-S-466	3/8	5/8-18	3/4	0.850	0.296	2.655	1.665
206-S-468	3/8	3/4-16	7/8	1.170	0.312	2.750	1.760
208-S-468	1/2	3/4-16	7/8	1.090	0.406	2.870	1.620
210-S-472	5/8	1-1/16-14	1-1/4	1.870	0.500	3.985	2.735
212-S-472	3/4	1 1/16 - 12	1-1/4	1.890	N/A	4.005	2.755

SAE 45° Swivel Female Stem 90° Bent Tube Medium Drop



PART NUMBER	HOSE I.D.	THREAD	NUT HEX	-D- DROP	STEM I.D.	FITTING LENGTH	CO-CUTOFF
204-M-464	1/4	7/16-20	9/16	.880	0.156	2.415	1.425
206-M-466	3/8	5/8-18	3/4	1.400	.296	2.655	1.665

JIC 37° Swivel Female Stem 45° Bent Tube Short Drop

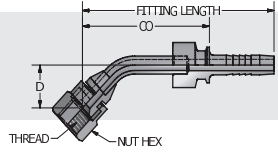


PART NUMBER	HOSE I.D.	THREAD	HEX	-D- DROP	FITTING LENGTH	CO-CUTOFF
203-S-684	3/16	7/16-20	9/16	0.330	2.300	1.390
204-S-684	1/4	7/16-20	9/16	0.330	2.685	1.695
204-S-685	1/4	1/2-20	5/8	0.360	2.785	1.795
204-S-686	1/4	9/16-18	11/16	0.410	3.005	2.015
205-S-685	5/16	1/2-20	5/8	0.360	2.745	1.790
205-S-686	5/16	9/16-18	11/16	0.410	3.005	2.015
205-S-688	5/16	3/4-16	7/8	0.550	3.230	2.240
206-S-686	3/8	9/16-18	11/16	0.410	3.005	2.015
206-S-688	3/8	3/4-16	7/8	0.550	3.355	2.240
208-S-688	1/2	3/4-16	7/8	0.550	3.543	2.303
208-S-690	1/2	7/8-14	1	0.650	3.843	2.603
210-S-690	5/8	7/8-14	1	0.650	3.865	2.620
210-S-692	5/8	1-1/16 - 12	1-1/4	0.780	4.125	2.881
212-S-692	3/4	1-1/16 - 12	1-1/4	0.780	4.145	2.895
212-S-694	3/4	1-3/16 - 12	1-3/8	0.860	4.405	3.150
212-S-696	3/4	1-5/16 - 12	1-1/2	0.890	4.555	3.300
214-S-696	7/8	1-5/16 - 12	1-1/2	0.940	4.555	3.300
216-S-692	1	1-1/16 - 12	1-1/4	0.780	4.430	2.960
216-S-696	1	1-5/16 - 12	1-1/2	0.890	4.430	2.960

STEMS FOR SAE 100R1, 100R1AT, 100R2, 100R2AT, 100R3, 100R4, 100R5, 100R12, HYDRA-LITE I & II

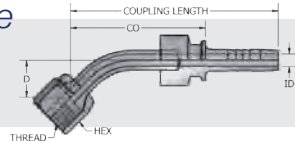


JIC 37° Swivel Female Stem 45° Bent Tube Short Drop Crimp Style



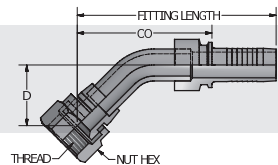
PART NUMBER	HOSE I.D.	THREAD	HEX	-D- DROP	FITTING LENGTH	-CO- CUTOFF
204-SCS-684	1/4	7/16-20	9/16	0.433	2.494	1.504
206-SCS-686	3/8	9/16-18	3/4	0.472	2.565	1.575
206-SCS-688	3/8	3/4-16	7/8	0.550	2.580	1.590
208-SCS-688	1/2	3/4-16	7/8	0.590	2.995	1.745
210-SCS-690	5/8	1 7/8-14	1 1/16	0.709	3.285	2.035
210-SCS-692	5/8	1 1/16-12	1 1/4	0.872	3.563	2.313
212-SCS-692	3/4	1 1/16-12	1 1/4	0.827	3.821	2.571
216-SCS-696	1	1 5/16-12	1 1/2	0.945	4.020	2.550

JIC 37° Swivel Female Stem 45° Bent Tube Medium Drop



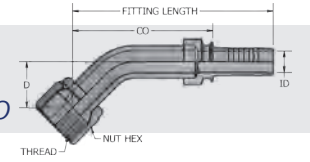
PART NUMBER	HOSE I.D.	THREAD	HEX	-D- DROP	FITTING LENGTH	-CO- CUTOFF
204-M-684	1/4	7/16-20	9/16	0.470	2.685	1.695
204-M-685	1/4	1/2-20	5/8	0.590	2.785	1.790
204-M-686	1/4	9/16-18	11/16	0.590	3.005	2.010
205-M-686	5/16	9/16-18	11/16	0.590	3.005	2.010
206-M-686	3/8	9/16-18	11/16	0.590	3.005	2.015
206-M-688	3/8	3/4-16	7/8	0.690	3.355	2.200
208-M-688	1/2	3/4-16	7/8	0.690	3.543	2.303
208-M-690	1/2	7/8-14	1	0.780	3.843	2.600
210-M-690	5/8	7/8-14	1	0.780	3.865	2.620
210-M-692	5/8	1-1/16-12	1-1/4	1.060	4.125	2.881
212-M-690	3/4	7/8-14	1	0.780	3.890	2.640
212-M-692	3/4	1-1/16-12	1-1/4	1.060	4.145	2.895
212-M-696	3/4	1-5/16-12	1-1/2	1.160	4.565	3.310
216-M-696	1	1-5/16-12	1-1/2	1.160	4.780	3.315
416-M-698	1	1-5/8-12	2	1.300	6.797	4.747
420-M-698	1-1/4	1-5/8-12	2	1.300	5.857	3.937

JIC 37° Swivel Female Stem 45° Bent Tube Medium Drop Crimp Style



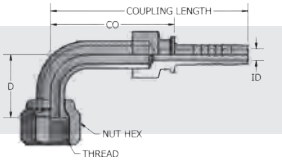
PART NUMBER	HOSE I.D.	THREAD	HEX	-D- DROP	FITTING LENGTH	-CO- CUTOFF
210-MCS-690	5/8	7/8-14	1 1/16	0.780	3.470	2.220

JIC 37° Swivel Female Stem 45° Bent Tube Long Drop



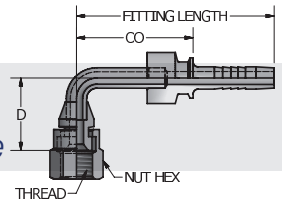
PART NUMBER	HOSE I.D.	THREAD	NUT HEX	-D- DROP	FITTING LENGTH	-CO- CUTOFF
208-L-688	1/2	3/4-16	7/8	0.700	3.740	2.490
208-L-690	1/2	7/8-14	1	0.880	3.943	2.700
216-L-696	1	1-5/16-12	1-1/2	1.330	4.960	3.490

JIC 37° Swivel Female Stem 90° Bent Tube Short Drop



PART NUMBER	HOSE I.D.	THREAD	NUT HEX	-D- DROP	FITTING LENGTH	-CO- CUTOFF
203-S-664	3/16	7/16-20	9/16	0.827	2.335	1.425
204-S-664	1/4	7/16-20	9/16	0.827	2.415	1.425
204-S-665	1/4	1/2-20	5/8	0.906	2.500	1.510
204-S-666	1/4	9/16-18	11/16	0.906	2.655	1.665
205-S-664	5/16	7/16-20	9/16	0.827	2.415	1.425
205-S-665	5/16	1/2-20	5/8	0.827	2.340	1.350
205-S-666	5/16	9/16-18	11/16	0.906	2.655	1.665
206-S-666	3/8	9/16-18	11/16	0.906	2.655	1.665
206-S-668	3/8	3/4-16	7/8	1.142	2.750	1.760
208-S-666	1/2	9/16-18	11/16	0.906	2.990	1.740
208-S-668	1/2	3/4-16	7/8	1.142	3.010	1.760
208-S-670	1/2	7/8-14	1	1.256	3.373	2.123
210-S-670	5/8	7/8-14	1	1.256	3.385	2.135
210-S-672	5/8	1-1/16-12	1-1/4	1.890	3.250	2.000
212-S-670	3/4	7/8-14	1	1.256	3.415	2.165
212-S-672	3/4	1-1/16-12	1-1/4	1.890	4.005	2.755
212-S-674	3/4	1-3/16-12	1-3/8	2.000	4.370	3.120
212-S-676	3/4	1-5/16-12	1-1/2	2.205	4.500	3.250
214-S-676	7/8	1-5/16-12	1-1/2	2.205	4.500	3.250
216-S-676	1	1-5/16-12	1-1/2	2.205	4.720	3.250

JIC 37° Swivel Female Stem 90° Bent Tube Short Drop Crimp Style



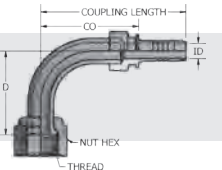
PART NUMBER	HOSE I.D.	THREAD	HEX	-D- DROP	FITTING LENGTH	-CO- CUTOFF
204-SCS-664	1/4	7/16-20	9/16	0.827	2.415	1.425
204-SCS-666	1/4	9/16-18	3/4	0.906	2.344	1.354
206-SCS-666	3/8	9/16-18	3/4	0.906	2.655	1.665
206-SCS-668	3/8	3/4-16	7/8	1.142	2.750	1.760
208-SCS-668	1/2	3/4-16	7/8	1.142	3.010	1.760
210-SCS-670	5/8	7/8-14	1 1/16	1.299	3.385	2.135
210-SCS-672	5/8	1 1/16-12	1 1/4	1.890	3.385	2.135
212-SCS-672	3/4	1 1/16-12	1 1/4	1.890	4.005	2.755
212-SCS-676	3/4	1 5/16-12	1 1/2	2.205	4.005	2.755
216-SCS-676	1	1 5/16-12	1 1/2	2.205	4.720	3.250

TWO-PIECE FITTINGS

09

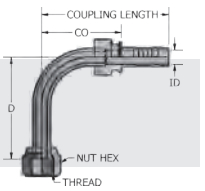
STEMS FOR SAE 100R1, 100R1AT, 100R2, 100R2AT, 100R3, 100R4, 100R5, 100R12, HYDRA-LITE I & II

JIC 37° Swivel Female Stem 90° Bent Tube Medium Drop



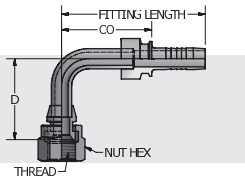
PART NUMBER	HOSE I.D.	THREAD	NUT HEX	-D- DROP	FITTING LENGTH	-CO- CUTOFF
204-M-664	1/4	7/16-20	9/16	1.260	2.415	1.425
204-M-665	1/4	1/2-20	5/8	1.260	2.505	1.515
204-M-666	1/4	9/16-18	11/16	1.496	2.655	1.665
205-M-666	5/16	9/16-18	11/16	1.496	2.655	1.665
206-M-666	3/8	9/16-18	11/16	1.496	2.655	1.665
206-M-668	3/8	3/4-16	7/8	1.614	2.795	1.885
208-M-668	1/2	3/4-16	7/8	1.614	3.073	1.823
208-M-670	1/2	7/8-14	1	1.850	3.373	2.123
208-M-672	1/2	1 1/16	1 1/4	2 15/53	3.980	2.730
210-M-670	5/8	7/8-14	1	1.850	3.385	2.135
210-M-672	5/8	1-1/16 - 12	1-1/4	2.283	3.980	2.730
212-M-670	3/4	7/8-14	1	1.850	3.415	2.160
212-M-672	3/4	1-1/16 - 12	1-1/4	2.283	4.005	2.755
212-M-676	3/4	1-5/16 - 12	1-3/8	2.795	4.490	3.240
216-M-672	1	1 1/16 - 12	1 1/4	2.283	4.185	2.715
216-M-676	1	1-5/16 - 12	1-1/2	2.795	4.720	3.250
216-M-678	1	1-5/8 - 12	1-1/2	3.070	5.870	4.400
420-M-678	1 1/4	1-5/8 - 12	2	3.070	5.709	3.789
424-M-680	1 1/2	1 7/8 - 12	2 1/4	4.638	6.278	3.940

JIC 37° Swivel Female Stem 90° Bent Tube Long Drop



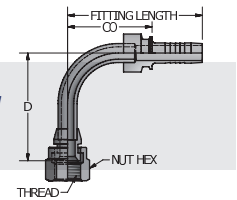
PART NUMBER	HOSE I.D.	THREAD	NUT HEX	-D- DROP	FITTING LENGTH	-CO- CUTOFF
203-L-664	3/16	7/16-20	9/16	1.810	2.335	1.425
204-L-664	1/4	7/16-20	9/16	1.811	2.415	1.425
204-L-665	1/4	1/2-20	5/8	1.811	2.505	1.515
204-L-666	1/4	9/16-18	11/16	2.126	2.665	1.675
205-L-666	5/16	9/16-18	11/16	2.126	2.665	1.675
206-L-666	3/8	9/16-18	11/16	2.126	2.655	1.665
206-L-668	3/8	3/4-16	7/8	2.520	2.875	1.885
208-L-668	1/2	3/4-16	7/8	2.520	3.073	1.823
208-L-670	1/2	7/8-14	1	2.756	3.373	2.123
208-L-672	1/2	1-1/16 - 12	1-1/4	3.780	3.980	2.730
210-L-670	5/8	7/8-14	1	2.756	3.345	2.095
210-L-672	5/8	1-1/16 - 12	1-1/4	3.780	3.985	2.735
212-L-670	3/4	7/8-14	1	2.570	4.005	2.755
212-L-672	3/4	1-1/16 - 12	1-1/4	3.780	4.005	2.755
212-L-674	3/4	1-3/16 - 12	1-3/8	3.930	4.135	2.885
212-L-676	3/4	1-5/16 - 12	1-1/2	4.488	4.490	3.240
214-L-676	7/8	1-5/16 - 12	1-1/2	4.330	4.500	3.250
216-L-674	1	1-3/16 - 12	1-3/8	4.488	4.360	2.890
216-L-676	1	1-5/16 - 12	1-1/2	4.488	4.720	3.250

JIC 37° Swivel Female Stem 90° Bent Tube Medium Drop Crimp Style



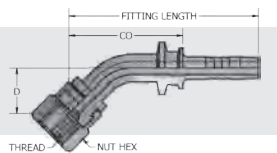
PART NUMBER	HOSE I.D.	THREAD	HEX	-D- DROP	FITTING LENGTH	-CO- CUTOFF
204-MCS-664	1/4	7/16-20	9/16	1.260	2.344	1.354
204-MCS-666	1/4	9/16-18	3/4	1.496	2.344	1.354
206-MCS-666	3/8	9/16-18	3/4	1.496	2.655	1.665
210-MCS-670	5/8	7/8-14	1 1/16	1.850	3.385	2.135
216-MCS-676	1	1 5/16-12	1 1/2	2.795	4.720	3.250

JIC 37° Swivel Female Stem 90° Bent Tube Long Drop Crimp Style



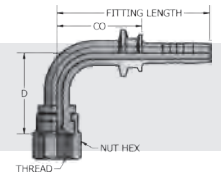
PART NUMBER	HOSE I.D.	THREAD	HEX	-D- DROP	FITTING LENGTH	-CO- CUTOFF
206-LCS-666	3/8	9/16-18	3/4	2.126	2.655	1.665
208-LCS-668	1/2	3/4-16	7/8	2.520	3.073	1.823
216-LCS-676	1	1 5/16-12	1 1/2	4.448	4.720	3.250

JIC 37° Swivel Female Stem 45° Bent Tube 316 Stainless Steel



PART NUMBER	HOSE I.D.	THREAD	NUT HEX	-D- DROP	FITTING LENGTH	-CO- CUTOFF
204-S16-684	1/4	7/16-20	9/16	0.542	2.279	1.369
206-S16-686	3/8	9/16-18	11/16	0.657	2.560	1.570
208-S16-688	1/2	3/4-16	7/8	0.799	3.163	1.913
412-S16-692	3/4	1-1/16 - 12	1 1/4	0.835	4.137	2.282
416-S16-696	1	1-5/16 - 12	1 1/2	1.157	4.900	2.850

JIC 37° Swivel Female Stem 90° Bent Tube 316 Stainless Steel



PART NUMBER	HOSE I.D.	THREAD	NUT HEX	-D- DROP	FITTING LENGTH	-CO- CUTOFF
204-S16-664	1/4	7/16-20	9/16	0.835	2.230	1.240
206-S16-666	3/8	9/16-20	3/4	1.181	2.575	1.585
208-S16-668	1/2	3/4-16	7/8	1.707	2.802	1.552
412-S16-672	3/4	1-1/16 - 12	1 1/4	2.283	4.613	2.758
416-S16-676	1	1-5/16 - 12	1 1/2	2.700	4.763	2.713

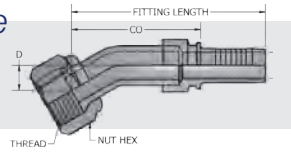
TWO-PIECE FITTINGS

09

STEMS FOR SAE 100R1, 100R1AT, 100R2, 100R2AT, 100R3, 100R4, 100R5, 100R12, HYDRA-LITE I & II

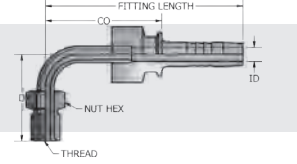


JIC 37° Swivel Female Stem 30° Bent Tube Short Drop



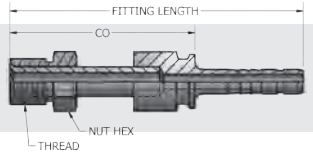
PART NUMBER	HOSE I.D.	THREAD	NUT HEX	-D- DROP	FITTING LENGTH	-CO- CUTOFF
210-S-622	5/8	1-1/16 - 12	1-1/4	0.480	3.736	2.486

SAE 45° Male Inverted Swivel Stem 90° Bent Tube



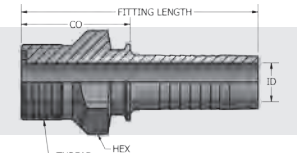
PART NUMBER	HOSE I.D.	THREAD	NUT HEX	-D- DROP	FITTING LENGTH	-CO- CUTOFF
204-B63	1/4	3/8-24	3/8	0.970	2.295	1.300
204-B64	1/4	7/16-24	7/16	1.100	2.495	1.505
204-B65	1/4	1/2-20	1/2	1.280	2.675	1.680
205-B65	5/16	1/2-20	1/2	1.280	2.675	1.680
205-B66	5/16	5/8-18	5/8	1.450	2.845	1.850
206-B64	3/8	7/16-24	7/16	1.100	2.495	1.500
206-B65	3/8	1/2-20	1/2	1.280	2.675	1.680
206-B66	3/8	5/8-18	5/8	1.450	2.845	1.855
206-B67	3/8	11/16-18	11/16	1.600	2.995	2.005
206-B68	3/8	3/4-18	3/4	1.780	3.175	2.180
208-B68	1/2	3/4-18	3/4	1.780	3.423	2.185
208-B70	1/2	7/8-18	7/8	2.090	3.673	2.430

SAE 45° Inverted Swivel Stem Straight Tube



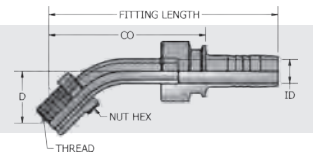
PART NUMBER	HOSE I.D.	THREAD	NUT HEX	FITTING LENGTH	-CO- CUTOFF
203-B04	3/16	7/16-24	7/16	2.465	1.555
203-B05	3/16	1/2-20	1/2	2.560	1.685
204-B03	1/4	3/8-24	3/8	2.665	1.755
204-B04	1/4	7/16-24	7/16	2.555	1.565
204-B05	1/4	1/2-20	1/2	2.675	1.685
205-B05	5/16	1/2-20	1/2	2.675	1.685
205-B06	5/16	5/8-18	5/8	2.715	1.725
206-B04	3/8	7/16-24	7/16	2.555	1.565
206-B05	3/8	1/2-20	1/2	2.675	1.685
206-B06	3/8	5/8-18	5/8	3.715	1.725
206-B07	3/8	11/16-18	11/16	2.795	1.805
206-B08	3/8	3/4-18	3/4	2.915	1.925
208-B06	1/2	5/8-18	5/8	2.963	1.723
208-B08	1/2	3/4-18	3/4	3.163	1.923
208-B10	1/2	7/8-18	7/8	3.223	1.983

Solid Male Flat Face O-Ring Seal Stem



PART NUMBER	HOSE I.D.	THREAD	HEX	STEM I.D.	FITTING LENGTH	-CO- CUTOFF	"O" RING PART NO.
204-FS-04	1/4	9/16-18	5/8	0.156	1.844	0.854	4 ORFS
204-FS-06	1/4	11/16-16	3/4	0.156	1.931	0.941	6 ORFS
206-FS-04	3/8	9/16-18	3/4	0.265	1.938	0.948	4 ORFS
206-FS-06	3/8	11/16-16	3/4	0.265	1.930	0.940	6 ORFS
206-FS-08	3/8	13/16-16	7/8	0.265	2.056	1.066	8 ORFS
208-FS-06	1/2	11/16-16	7/8	0.375	2.243	1.003	6 ORFS
208-FS-08	1/2	13/16-16	7/8	0.375	2.316	1.066	8 ORFS
208-FS-10	1/2	1 - 14	1	0.406	2.453	1.203	10 ORFS
208-FS-12	1/2	1-3/16 - 12	1-1/4	0.406	2.544	1.294	12 ORFS
210-FS-08	5/8	13/16-16 1-1/16	1-1/16	0.482	2.347	1.097	8 ORFS
210-FS-10	5/8	1 - 14	1-1/16	0.482	2.484	1.234	10 ORFS
210-FS-12	5/8	1-3/16 - 12	1-1/4	0.482	2.575	1.325	12 ORFS
212-FS-10	3/4	1-14	1 1/4	0.609	2.536	1.286	10 ORFS
412-FS-10	3/4	1 - 14	1-1/4	0.609	3.141	1.286	10 ORFS
212-FS-12	3/4	1 3/16-12	1 1/4	0.609	2.596	1.346	12 ORFS
412-FS-12	3/4	1-3/16 - 12	1-1/4	0.609	3.201	1.346	12 ORFS
216-FS-16	1	1 7/16-12	1 1/2	0.812	2.924	1.454	16 ORFS
416-FS-16	1	1-7/16 - 12	1-1/2	0.812	3.504	1.454	16 ORFS
220-FS-20	1-1/4	1-11/16 - 12	1-3/4	1.025	3.663	1.741	20 ORFS
224-FS-24	1-1/2	2 - 12	2-1/8	1.252	4.204	1.866	24 ORFS

SAE 45° Male Inverted Swivel Stem 45° Bent Tube

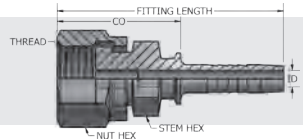


PART NUMBER	HOSE I.D.	THREAD	NUT HEX	-D- DROP	FITTING LENGTH	-CO- CUTOFF
204-B43	1/4	3/8-24	3/8	0.530	2.605	1.615
204-B44	1/4	7/16-24	7/16	0.570	2.775	1.780
204-B45	1/4	1/2-20	1/2	0.650	2.965	1.975
205-B46	5/16	5/8-18	5/8	0.710	3.115	2.120
206-B44	3/8	7/16-24	7/16	0.570	2.775	1.780
206-B45	3/8	1/2-20	1/2	0.650	2.965	1.975
206-B46	3/8	5/8-18	5/8	0.710	3.115	2.125
206-B47	3/8	11/16-18	11/16	0.760	3.241	2.240
206-B48	3/8	3/4-18	3/4	0.850	3.445	2.450
208-B48	1/2	3/4-18	3/4	0.850	3.693	2.515
208-B50	1/2	7/8-18	7/8	0.960	3.903	2.660
210-B48	5/8	3/4-18	3/4	0.850	3.920	2.683

TWO-PIECE FITTINGS 09

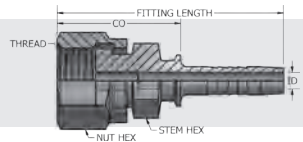
STEMS FOR SAE 100R1, 100R1AT, 100R2, 100R2AT, 100R3, 100R4, 100R5, 100R12, HYDRA-LITE I & II

Swivel Female Flat Face O-Ring Seal Stem Straight



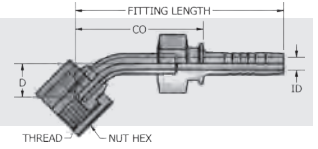
PART NUMBER	HOSE I.D.	THREAD	STEM HEX	NUT HEX	FITTING LENGTH	-CO-CUTOFF
203-FSX-04	3/16	9/16-18	5/8	11/16	1.977	1.067
204-FSX-04	1/4	9/16-18	5/8	11/16	1.782	0.792
204-FSX-06	1/4	11/16-16	5/8	13/16	1.807	0.817
206-FSX-04	3/8	9/16-18	11/16	11/16	1.782	0.792
206-FSX-06	3/8	11/16-16	11/16	13/16	1.807	0.817
206-FSX-08	3/8	13/16-16	3/4	15/16	1.844	0.854
208-FSX-06	1/2	11/16-16	7/8	13/16	2.067	0.817
208-FSX-08	1/2	13/16-16	13/16	15/16	2.151	0.902
208-FSX-10	1/2	1 - 14	7/8	1-1/8	2.169	0.919
208-FSX-12	1/2	1-3/16 - 12	1-1/8	1-3/8	2.172	0.932
210-FSX-10	5/8	1 - 14	1	1-1/8	2.217	0.967
210-FSX-12	5/8	1-3/16 - 12	1-1/8	1-3/8	2.230	0.980
214-FSX-16	7/8	1-7/16 - 12	1-3/8	1-5/8	2.417	1.167
212-FSX-08	3/4	13/16-16	1 1/16	15/16	2.251	1.001
412-FSX-08	3/4	13/16-16	1-1/16	15/16	2.856	1.001
212-FSX-10	3/4	1-14	1 1/16	1 1/8	2.269	1.019
412-FSX-10	3/4	1 - 14	1-1/16	1-1/8	2.874	1.019
212-FSX-12	3/4	1 3/16-12	1 1/8	1 3/8	2.282	1.032
412-FSX-12	3/4	1-3/16 - 12	1-1/8	1-3/8	2.887	1.032
212-FSX-16	3/4	1 7/16-12	1 3/8	1 5/8	2.417	1.167
412-FSX-16	3/4	1-7/16 - 12	1-3/8	1-5/8	3.022	1.167
216-FSX-16	1	1 7/16-12	1 3/8	1 5/8	2.663	1.193
416-FSX-16	1	1-7/16 - 12	1-3/8	1-5/8	3.243	1.193
216-FSX-20	1	1 11/16-12	N/A	1 7/8	4.005	2.535
416-FSX-20	1	1-11/16 - 12	1-1/2	1-7/8	4.670	2.000
220-FSX-20	1-1/4	1-11/16 - 12	1-3/4	1-7/8	4.090	2.167
224-FSX-24	1-1/2	2 - 12	2	2-1/8	4.708	2.370

Swivel Female Flat Face O-Ring Seal Stem Straight Stainless Steel



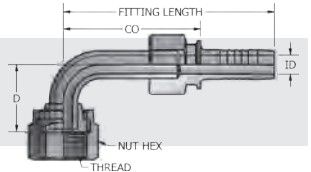
PART NUMBER	HOSE I.D.	THREAD	STEM HEX	NUT HEX	FITTING LENGTH	-CO-CUTOFF
206-FSXSS-06	3/8	11/16-16	11/16	13/16	1.807	0.817
208-FSXSS-08	1/2	13/16-16	13/16	15/16	2.151	0.902
208-FSXSS-12	1/2	1-3/16 - 16	1-1/8	1-3/8	2.172	0.932
212-FSXSS-12	3/4	1 3/16-12	1 1/8	1 3/8	2.282	1.032
412-FSXSS-12	3/4	1-3/16 - 12	1-1/16	1-3/8	2.887	1.032
216-FSXSS-16	1	1 7/16-12	1 3/8	1 5/8	2.663	1.193
416-FSXSS-16	1	1-7/16 - 12	1-3/8	1-5/8	3.243	1.193

Swivel Female Flat Face O-Ring Seal Stem 45°



PART NUMBER	HOSE I.D.	THREAD	NUT HEX	-D-DROP	FITTING LENGTH	-CO-CUTOFF
204-FSX-L64	1/4	9/16-18	11/16	0.410	2.565	1.575
204-FSX-L66	1/4	11/16-16	13/16	0.430	2.830	1.875
206-FSX-L64	3/8	9/16-18	11/16	0.410	2.690	1.700
206-FSX-L66	3/8	11/16-16	13/16	0.430	2.830	1.840
206-FSX-L68	3/8	13/16-16	15/16	0.590	3.180	2.190
208-FSX-L68	1/2	13/16-16	15/16	0.590	3.430	2.190
208-FSX-L70	1/2	1 - 14	1-1/8	0.650	3.830	2.590
208-FSX-L72	1/2	1-3/16 - 12	1-3/8	0.830	3.840	2.590
210-FSX-L70	5/8	1 - 14	1-1/8	0.650	3.830	2.590
210-FSX-L72	5/8	1-3/16 - 12	1-3/8	0.830	3.840	2.590
214-FSX-L76	7/8	1-7/16 - 12	1-5/8	0.940	4.825	3.575
212-FSX-L72	3/4	1 3/16-12	1 3/8	0.830	3.920	2.710
412-FSX-L72	3/4	1-3/16 - 12	1-3/8	0.830	4.525	2.670
212-FSX-L76	3/4	1 7/16-12	1 5/8	0.940	4.830	3.580
412-FSX-L76	3/4	1-7/16 - 12	1-5/8	0.940	5.430	3.575
216-FSX-L76	1	1 7/16-12	1 5/8	1.120	4.603	3.133
416-FSX-L76	1	1-7/16 - 12	1-5/8	0.940	5.625	3.575
216-FSX-L80	1	1 11/16-12	1 7/8	1.000	7.095	5.625
416-FSX-L80	1	1-11/16 - 12	1-7/8	1.000	5.625	3.575
220-FSX-L80	1-1/4	1-11/16 - 12	1-7/8	1.000	5.930	4.007
224-FSX-L84	1-1/2	2 - 12	2-1/8	2.440	8.195	5.433

Swivel Female Flat Face O-Ring Seal Stem 90° Short Drop

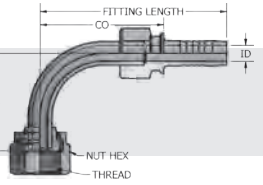


PART NUMBER	HOSE I.D.	THREAD	NUT HEX	-D-DROP	FITTING LENGTH	-CO-CUTOFF
204-FSX-A24	1/4	9/16-18	11/16	0.820	2.505	1.550
204-FSX-A26	1/4	11/16-16	13/16	0.900	2.930	1.985
206-FSX-A24	3/8	9/16-18	11/16	0.820	2.540	1.550
206-FSX-A26	3/8	11/16-16	13/16	0.900	2.830	1.840
206-FSX-A28	3/8	13/16-16	15/16	1.150	3.250	2.230
208-FSX-A28	1/2	13/16-16	15/16	1.150	3.455	2.215
208-FSX-A30	1/2	1 - 14	1-1/8	1.270	3.090	1.850
208-FSX-A32	1/2	1-3/16 - 12	1-3/8	1.895	4.080	2.840
210-FSX-A30	5/8	1 - 14	1-1/8	1.270	3.480	2.240
210-FSX-A32	5/8	1-3/16 - 12	1-3/8	1.895	4.080	2.840
214-FSX-A36	7/8	1-7/16 - 12	1-5/8	2.200	5.075	3.825
212-FSX-A30	3/4	1 - 14	1 1/8	1.270	4.100	2.850
412-FSX-A30	3/4	1 - 14	1-1/8	1.270	4.705	2.850
212-FSX-A32	3/4	1 3/16-12	1 3/8	1.880	4.100	2.850
412-FSX-A32	3/4	1-3/16 - 12	1-3/8	1.880	4.705	2.850
212-FSX-A36	3/4	1 7/16-12	1 5/8	2.200	5.075	3.825
412-FSX-A36	3/4	1-7/16 - 12	1-5/8	2.200	5.680	3.825
216-FSX-A36	1	1 7/16-12	1 5/8	2.440	4.360	2.890
416-FSX-A36	1	1-7/16 - 12	1-5/8	2.200	5.875	3.825
220-FSX-A40	1-1/4	1-11/16 - 12	1-7/8	2.500	5.825	3.902
224-FSX-A44	1-1/2	2 - 12	2-1/8	3.190	5.750	3.412

STEMS FOR SAE 100R1, 100R1AT, 100R2, 100R2AT, 100R3, 100R4, 100R5, 100R12, HYDRA-LITE I & II

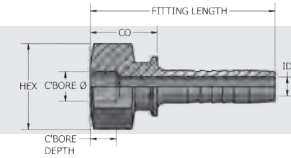


Swivel Female Flat Face O-Ring Seal Stem 90° Medium Drop



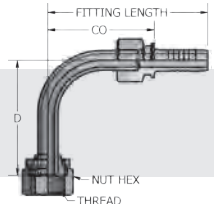
PART NUMBER	HOSE I.D.	THREAD	NUT HEX	-D- DROP	FITTING LENGTH	-CO- CUTOFF
204-FSX-J34	1/4	9/16-18	11/16	1.260	2.530	1.550
204-FSX-J36	1/4	11/16-16	13/16	1.500	2.930	1.985
206-FSX-J36	3/8	11/16-16	13/16	1.500	2.930	1.940
208-FSX-J38	1/2	13/16-16	15/16	1.620	3.460	2.300
208-FSX-J40	1/2	1 - 14	1-1/8	1.850	3.240	2.319
210-FSX-J40	5/8	1 - 14	1-1/8	1.850	3.550	2.350
212-FSX-J42	3/4	1 3/16-12	1 3/8	2.280	3.970	2.720
412-FSX-J42	3/4	1-3/16 - 12	1-3/8	2.280	4.575	2.720
216-FSX-J46	1	1 7/16-12	1 3/8	2.780	4.360	2.890
416-FSX-J46	1	1-7/16 - 12	1-5/8	2.780	5.625	3.550
220-FSX-J50	1-1/4	1-11/16 - 12	1-7/8	3.090	5.925	4.025
224-FSX-J54	1-1/2	2 - 12	2-1/8	4.630	7.148	4.810

Tube Stem Flat Face O-Ring Seal



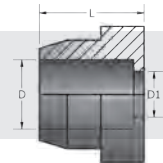
PART NUMBER	HOSE I.D.	C'BORE DIA	C'BORE DEPTH	HEX	STEM I.D.	FITTING LENGTH	-CO- CUTOFF
204-FS-T04	1/4	1/4	0.218	5/8	0.156	1.552	0.562
204-FS-T06	1/4	3/8	0.218	5/8	0.156	1.552	0.562
206-FS-T04	3/8	1/4	0.375	11/16	0.296	1.597	0.687
406-FS-T06	3/8	3/8	0.375	11/16	0.252	1.677	0.687
406-FS-T08	3/8	1/2	0.375	11/16	0.296	1.677	0.687
408-FS-T06	1/2	3/8	0.375	7/8	0.406	1.847	0.687
408-FS-T08	1/2	1/2	0.375	7/8	0.406	1.937	0.687
408-FS-T10	1/2	5/8	0.375	7/8	0.406	1.937	0.687
408-FS-T12	1/2	3/4	0.375	7/8	0.406	1.937	0.687
410-FS-T10	5/8	5/8	0.375	1	0.500	1.968	0.718
410-FS-T12	5/8	3/4	0.375	1	0.500	1.968	0.718
212-FS-T08	3/4	1/2	0.375	1 1/16	0.406	1.961	0.711
412-FS-T08	3/4	1/2	0.375	1-1/16	0.406	2.566	0.711
212-FS-T10	3/4	5/8	0.375	1 1/16	0.563	1.961	0.711
412-FS-T10	3/4	5/8	0.375	1-1/16	0.406	2.566	0.711
212-FS-T12	3/4	3/4	0.375	1 1/16	0.627	1.961	0.711
412-FS-T12	3/4	3/4	0.375	1-1/16	0.627	2.566	0.711
214-FS-T16	7/8	1	0.375	1-1/8	0.671	2.008	0.759
216-FS-T16	1	1	0.375	1 3/8	0.843	2.220	0.750
416-FS-T16	1	1	0.375	1-3/8	0.843	2.800	0.750
216-FS-T20	1	1-1/4	0.375	1 3/8	0.843	2.220	0.750
416-FS-T20	1	1-1/4	0.375	1-3/8	0.843	2.800	0.750
420-FS-T20	1-1/4	1-1/4	0.375	1-3/4	1.062	2.840	0.920
424-FS-T24	1-1/2	1-1/2	0.375	2	1.250	3.258	0.920

Swivel Female Flat Face O-Ring Seal Stem 90° Long Drop



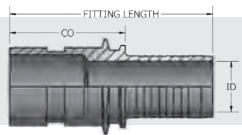
PART NUMBER	HOSE I.D.	THREAD	NUT HEX	-D- DROP	FITTING LENGTH	-CO- CUTOFF
204-FSX-A64	1/4	9/16-18	11/16	1.800	2.530	1.575
206-FSX-A66	3/8	11/16-16	13/16	2.130	2.955	1.965
206-FSX-A68	3/8	13/16-16	15/16	2.520	3.280	2.290
208-FSX-A68	1/2	13/16-16	15/16	2.500	3.530	2.300
208-FSX-A70	1/2	1 - 14	1-1/8	2.750	3.810	2.570
210-FSX-A70	5/8	1 - 14	1-1/8	2.750	3.810	2.600
212-FSX-A70	3/4	1 - 14	1 1/8	2.750	3.810	2.600
412-FSX-A72	3/4	1-3/16 - 12	1-3/8	3.780	4.613	2.758
216-FSX-A76	1	1 7/16-12	1 5/8	4.500	4.422	2.952
416-FSX-A76	1	1-7/16 - 12	1-5/8	4.500	5.590	3.540
220-FSX-A80	1-1/4	1-11/16 - 12	1-7/8	5.090	5.875	3.975

Short Tailpiece Swivel Female Flat Face O-Ring Seal



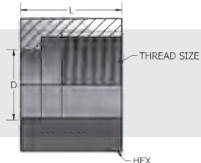
PART NUMBER	TUBE SIZE	D	D1	-L- LENGTH
-4 TPS	1/4	0.254	0.167	0.383
-6 TPS	3/8	0.381	0.264	0.370
-8 TPS	1/2	0.506	0.382	0.370
-10 TPS	5/8	0.631	0.484	0.410
-12 TPS	3/4	0.757	0.610	0.550
-16 TPS	1	1.007	0.808	0.610
-20 TPS	1-1/4	1.257	1.050	0.610
-24 TPS	1-1/2	1.507	1.314	0.610

Victaulic Groove Stem



PART NUMBER	HOSE I.D.	STEM I.D.	FITTING LENGTH	-CO- CUTOFF
216-V16	1	0.844	3.410	1.940
220-V20	1-1/4	1.062	4.024	2.000

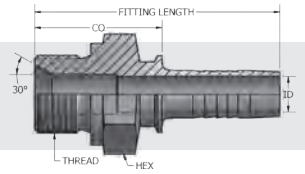
Swivel Nut Swivel Female Flat Face O-Ring Seal



PART NUMBER	SIZE	THREAD SIZE	HEX	D	-L- LENGTH
-4 FFORS	1/4	9/16-18	11/16	0.413	0.589
-6 FFORS	3/8	11/16-16	13/16	0.610	0.670
-8 FFORS	1/2	13/16-16	15/16	0.700	0.830
-10 FFORS	5/8	1 - 14	1-1/8	0.720	0.930
-12 FFORS	3/4	1-3/16 - 12	1-3/8	0.750	1.020
-16 FFORS	1	1-7/16 - 12	1-5/8	0.840	1.100
-20 FFORS	1-1/4	1-11/16 - 12	1-7/8	0.920	1.100
-24 FFORS	1-1/2	2 - 12	2-1/4	0.970	1.100

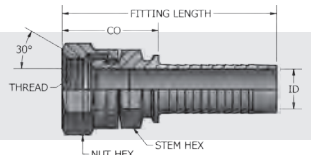
BRITISH STANDARD AND METRIC STEMS FOR SAE 100R1, 100R1AT, 100R2, 100R2AT, 100R3, 100R4, 100R5, 100R12, HYDRA-LITE I & II

*BSPP Solid Male
Stem 30° Seat*



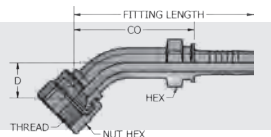
PART NUMBER	HOSE I.D.	THREAD	HEX	FITTING LENGTH	-CO-CUTOFF
204-BP-104	1/4	1/4-19	3/4	1.971	0.981
205-BP-106	5/16	3/8-19	7/8	2.061	1.071
206-BP-106	3/8	3/8-19	7/8	2.061	1.071
206-BP-108	3/8	1/2-14	1-1/16	2.222	1.232
208-BP-108	1/2	1/2-14	1-1/16	2.472	1.232
208-BP-110	1/2	5/8-14	1-1/8	2.622	1.382
208-BP-112	1/2	3/4-14	1-1/4	2.562	1.312
210-BP-112	5/8	3/4-14	1-1/4	2.614	1.374
212-BP-112	3/4	3/4-14	1 1/4	2.676	1.426
412-BP-112	3/4	3/4-14	1-1/4	3.281	1.426
212-BP-116	3/4	1-11	1 5/8	2.819	1.569
412-BP-116	3/4	1 - 11	1-5/8	3.394	1.539
216-BP-116	1	1-11	1 5/8	3.065	1.595
416-BP-116	1	1 - 11	1-5/8	3.645	1.595
220-BP-120	1-1/4	1-1/4 - 11	2	3.901	1.552

*JIS Swivel Female
Stem 30° Seat*



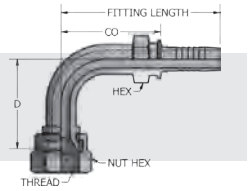
PART NUMBER	HOSE I.D.	THREAD	NUT HEX	STEM HEX	FITTING LENGTH	-CO-CUTOFF
204-BP-604	1/4	1/4-19	11/16	5/8	2.017	1.027
206-BP-606	3/8	3/8-19	7/8	11/16	2.113	1.123
208-BP-608	1/2	1/2-14	1	13/16	2.458	1.218
208-BP-610	1/2	5/8-14	1 1/16	1	2.862	1.612
210-BP-610	5/8	5/8-14	1 1/16	1	2.893	1.643
212-BP-612	3/4	3/4-14	1 1/4	1 1/16	2.301	1.051
412-BP-612	3/4	3/4-14	1-1/4	1-1/16	3.344	1.489
216-BP-616	1	1-11	1 1/2	1 3/8	2.623	1.153
416-BP-616	1	1 - 11	1-1/2	1-3/8	3.565	1.515
220-BP-620	1-1/4	1-1/4 - 11	1-7/8	1-3/4	4.036	2.114

*JIS Swivel Female
30° Seat 45°
Bent Tube*



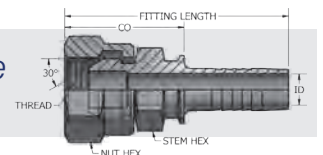
PART NUMBER	HOSE I.D.	THREAD	NUT HEX	HEX	-D- DROP	FITTING LENGTH	-CO-CUTOFF
204-BPM-684	1/4	1/4-19 BSPP	11/16	5/8	0.470	1.695	2.685
206-BPM-686	3/8	3/8-19 BSPP	7/8	7/8	0.590	2.643	1.653
208-BPM-688	1/2	1/2-14 BSPP	1	13/16	0.690	2.303	3.553

*JIS Swivel Female
30° Seat 90°
Bent Tube*



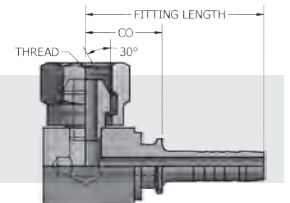
PART NUMBER	HOSE I.D.	THREAD	NUT HEX	HEX	-D- DROP	FITTING LENGTH	-CO-CUTOFF
204-BPM-664	1/4	1/4-19 BSPP	11/16	5/8	1.260	1.425	2.415
206-BPM-666	3/8	3/8-19 BSPP	7/8	7/8	1.496	1.665	2.655
208-BPM-668	1/2	1/2-14 BSPP	1	13/16	1.614	1.823	3.073

*BSPP Swivel Female
Stem 30° Cone*



PART NUMBER	HOSE I.D.	THREAD	NUT HEX	STEM HEX	FITTING LENGTH	-CO-CUTOFF
204-BPX-4	1/4	1/4-19	11/16	5/8	2.019	1.029
204-BPX-6	1/4	3/8-19	7/8	5/8	2.113	1.123
205-BPX-6	5/16	3/8-19	7/8	11/16	1.894	0.904
206-BPX-6	3/8	3/8-19	7/8	11/16	2.113	1.123
206-BPX-8	3/8	1/2-14	1	13/16	2.207	1.217
208-BPX-8	1/2	1/2-14	1	13/16	2.457	1.217
208-BPX-10	1/2	5/8-14	1-1/16	13/16	2.544	1.304
210-BPX-8	5/8	1/2-14	1	1	2.592	1.342
210-BPX-10	5/8	5/8-14	1-1/16	1	2.623	1.383
210-BPX-12	5/8	3/4-14	1-1/4	1	2.708	1.468
212-BPX-12	3/4	3/4-14	1 1/4	1 1/16	2.489	1.239
412-BPX-12	3/4	3/4-14	1-1/4	1-1/16	3.344	1.489
212-BPX-16	3/4	1-11	1 1/2	1 1/4	2.489	1.239
412-BPX-16	3/4	1 - 11	1-1/2	1-1/4	3.344	1.489
216-BPX-16	1	1-11	1 1/2	1 3/8	2.735	1.265
416-BPX-16	1	1 - 11	1-1/2	1-3/8	3.565	1.515
220-BPX-20	1-1/4	1-1/4 - 11	1-7/8	1-3/4	4.036	2.114

*BSPP Swivel Female
Stem 30° Cone 90°
Block Body*

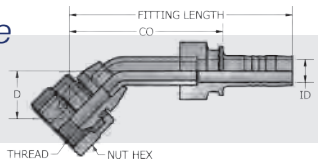


PART NUMBER	HOSE I.D.	THREAD	NUT HEX	-D- DROP	FITTING LENGTH	-CO-CUTOFF
204-BPX-4B-90	1/4	1/4-19	11/16	1.625	2.470	1.515
204-BPX-6B-90	1/4	3/8-19	7/8	1.625	2.620	1.665
206-BPX-6B-90	3/8	3/8-19	7/8	1.625	2.620	1.665
206-BPX-8B-90	3/8	1/2-14	1	1.750	2.835	1.880
208-BPX-8B-90	1/2	1/2-14	1	1.750	2.897	1.880
210-BPX-10B-90	5/8	5/8-14	1-1/16	1.750	3.345	2.140
212-BPX-12B-90	3/4	3/4-14	1-1/16	2.250	4.610	2.755
216-BPX-16B-90	1	1-11	1 1/16	2.250	4.610	2.755
416-BPX-16B-90	1	1 - 11	1-1/2	2.250	4.940	2.890

BRITISH STANDARD AND METRIC STEMS FOR SAE 100R1, 100R1AT, 100R2, 100R2AT, 100R3, 100R4, 100R5, 100R12, HYDRA-LITE I & II

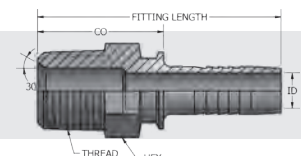


*BSPP Swivel Female
Stem 30° Cone 45°
Bent Tube*



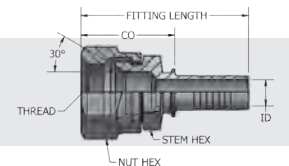
PART NUMBER	HOSE I.D.	THREAD	NUT HEX	-D- DROP	FITTING LENGTH	-CO- CUTOFF
204-BPX-4-45	1/4	1/4-19	11/16	0.750	2.645	1.690
204-BPX-6-45	1/4	3/8-19	7/8	0.625	2.965	2.010
206-BPX-6-45	3/8	3/8-19	7/8	0.627	2.920	2.920
206-BPX-8-45	3/8	1/2-14	1	0.944	3.155	2.200
208-BPX-8-45	1/2	1/2-14	1	0.750	3.217	2.200
208-BPX-10-45	1/2	5/8-14	1-1/16	0.875	3.415	2.165
210-BPX-10-45	5/8	5/8-14	1-1/16	0.960	3.612	2.362
210-BPX-12-45	5/8	3/4-14	1-1/4	1.125	3.955	2.750
212-BPX-12-45	3/4	3/4-14	1 1/4	1.125	4.150	2.900
412-BPX-12-45	3/4	3/4-14	1-1/4	1.125	4.755	2.900
212-BPX-16-45	3/4	1 - 11	1 1/2	1.250	4.534	3.284
412-BPX-16-45	3/4	1 - 11	1-1/2	1.427	5.139	3.284
216-BPX-16-45	1	1 - 11	1 1/2	1.250	4.780	3.310
416-BPX-16-45	1	1 - 11	1-1/2	1.250	5.360	3.310
216-BPX-20-45	1	1 1/4-11	1 7/8	1.500	5.170	3.700
416-BPX-20-45	1	1-1/4 - 11	1-7/8	1.500	5.750	3.700
220-BPX-20-45	1-1/4	1-1/4 - 11	1-7/8	1.500	5.456	3.533

*BSPT Solid Male
Stem 30° Seat*



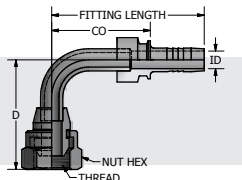
PART NUMBER	HOSE I.D.	THREAD	HEX	FITTING LENGTH	-CO- CUTOFF
204-BT-104	1/4	1/4-19	5/8	1.954	0.964
204-BT-106	1/4	3/8-19	11/16	1.955	0.965
206-BT-106	3/8	3/8-19	11/16	1.986	0.996
208-BT-108	1/2	1/2-14	7/8	2.396	1.156
212-BT-112	3/4	3/4-14	1 1/16	2.591	1.341
412-BT-112	3/4	3/4-14	1-1/16	3.197	1.342
216-BT-116	1	1-11	1-3/8	3.023	1.553
416-BT-116	1	1 - 11	1-3/8	3.603	1.553

*Komatsu Style
Swivel Female Stem
30° Seat*



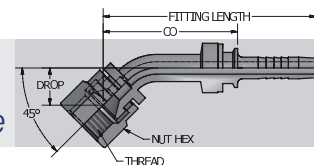
PART NUMBER	HOSE I.D.	THREAD	NUT HEX	STEM HEX	FITTING LENGTH	-CO- CUTOFF
204-KU-614	1/4	14MM X 1.5	3/4	5/8	2.115	1.125
204-KU-618	1/4	18MM X 1.5	7/8	11/16	2.238	1.248
206-KU-618	3/8	18MM X 1.5	7/8	11/16	2.238	1.248
208-KU-622	1/2	22MM X 1.5	1-1/16	13/16	2.625	1.385
208-KU-624	1/2	24MM X 1.5	1-1/4	1 7/16	2.711	1.471
210-KU-624	5/8	24MM X 1.5	1-1/4	1	2.742	1.502
212-KU-630	3/4	30MM X 1.5	1 1/2	1 1/4	2.377	1.127
412-KU-630	3/4	30MM X 1.5	1-1/2	1-1/4	3.584	1.729
216-KU-633	1	33MM X 1.5	1 5/8	1-3/8	2.623	1.153
416-KU-633	1	33MM X 1.5	1-5/8	1-3/8	3.805	1.755
220-KU-636	1-1/4	36MM X 1.5	1-3/4	1-3/4	4.198	2.276
224-KU-642	1-1/2	42MM X 1.5	2-1/4	2	4.795	2.457

*BSPP Swivel Female
Stem 30° Cone 90°
Bent Tube*



PART NUMBER	HOSE I.D.	THREAD	NUT HEX	-D- DROP	FITTING LENGTH	-CO- CUTOFF
204-BPX-4-90	1/4	1/4-19	11/16	1.088	2.290	1.300
204-BPX-6-90	1/4	3/8-19	7/8	1.181	2.290	1.300
206-BPX-6-90	3/8	3/8-19	7/8	1.300	2.490	1.500
206-BPX-8-90	3/8	1/2-14	1	1.427	2.490	1.500
208-BPX-8-90	1/2	1/2-14	1	1.545	2.950	1.700
208-BPX-10-90	1/2	5/8-14	1-1/16	2.000	2.807	1.557
210-BPX-10-90	5/8	5/8-14	1-1/16	2.000	3.345	2.140
210-BPX-12-90	5/8	3/4-14	1-1/4	2.250	3.345	2.140
212-BPX-12-90	3/4	3/4-14	1 1/4	2.250	4.005	2.755
412-BPX-12-90	3/4	3/4-14	1-1/4	2.250	4.610	2.755
212-BPX-16-90	3/4	1 - 11	1 1/2	2.250	4.005	2.755
412-BPX-16-90	3/4	1 - 11	1-1/2	2.875	4.719	2.864
216-BPX-16-90	1	1 - 11	1 1/2	2.250	4.226	2.756
416-BPX-16-90	1	1 - 11	1-1/2	2.250	4.940	2.890
216-BPX-20-90	1	1 1/4-11	1 7/8	3.000	6.223	4.753
416-BPX-20-90	1	1-1/4 - 11	1-7/8	3.000	6.803	4.753
220-BPX-20-90	1-1/4	1-1/4 - 11	1-7/8	4.500	5.709	3.789

*Komatsu Style
Swivel Female
Stem 45° Bent Tube*



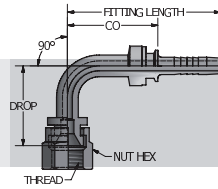
PART NUMBER	HOSE I.D.	THREAD	NUT HEX	-D- DROP	-CO- CUTOFF	FITTING LENGTH
204-KU-614-45	1/4	14MM X 1.5	5/8	0.553	1.575	2.565
206-KU-616-45	3/8	16MM X 1.5	13/16	0.590	2.015	3.005
208-KU-622-45	1/2	22MM X 1.5	1 1/16	0.710	2.303	3.553

TWO-PIECE FITTINGS

09

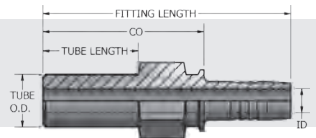
BRITISH STANDARD AND METRIC STEMS FOR SAE 100R1, 100R1AT, 100R2, 100R2AT, 100R3, 100R4, 100R5, 100R12, HYDRA-LITE I & II

*Komatsu Style
Swivel Female
Stem 90° Bent Tube*



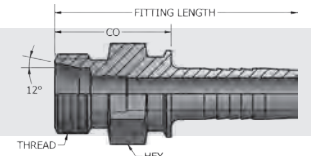
PART NUMBER	HOSE I.D.	THREAD	NUT HEX	-D- DROP	-CO- CUTOFF	FITTING LENGTH
204-KU-614-90	1/4	14MM X 1.5	5/8	1.260	1.425	2.415
206-KU-616-90	3/8	16MM X 1.5	13/16	1.496	1.665	2.655
208-KU-622-90	1/2	22MM X 1.5	1 1/16	1.614	1.823	3.073

Metric Stand Pipe

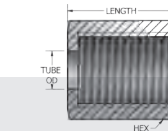


PART NUMBER	HOSE I.D.	DIN TUBE O.D. (MM)	TUBE LENGTH	FITTING LENGTH	-CO- CUTOFF
204-ST-6M	1/4	6	0.750	2.302	1.312
204-ST-8M	1/4	8	0.875	2.427	1.437
204-ST-10M	1/4	10	0.875	2.552	1.562
205-ST-8M	5/16	8	0.875	2.392	1.437
205-ST-10M	5/16	10	0.875	2.552	1.562
406-ST-10M	3/8	10	0.875	2.677	1.687
406-ST-12M	3/8	12	1.000	2.677	1.687
406-ST-14M	3/8	14	1.000	2.597	1.687
408-ST-15M	1/2	15	1.000	2.847	1.687
408-ST-16M	1/2	16	1.000	2.847	1.687
408-ST-18M	1/2	18	1.125	2.847	1.687
410-ST-18M	5/8	18	1.125	3.003	1.843
410-ST-20M	5/8	20	1.125	3.094	1.239
212-ST-20M	3/4	20	1.000	2.989	1.739
412-ST-20M	3/4	20	1.125	3.691	1.836
212-ST-22M	3/4	22	1.000	3.594	1.739
412-ST-22M	3/4	22	1.250	3.094	1.239
212-ST-25M	3/4	25	1.000	2.989	1.739
412-ST-25M	3/4	25	1.250	3.094	1.739
216-ST-25M	1	25	1.000	3.789	1.739
416-ST-25M	1	25	1.250	4.050	2.000
216-ST-28M	1	28	1.250	3.470	2.000
416-ST-28M	1	28	1.250	4.050	2.000
216-ST-30M	1	30	1.250	3.470	2.000
416-ST-30M	1	30	1.250	4.050	2.000

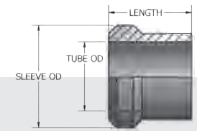
*Solid Male Stem
DIN 20078 Light
12° Seat*



PART NUMBER	HOSE I.D.	THREAD	HEX	FITTING LENGTH	-CO- CUTOFF
204-DL-112	1/4	12MM X 1.5	1/2	1.873	0.883
204-DL-114	1/4	14MM X 1.5	5/8	1.873	0.883
204-DL-116	1/4	16MM X 1.5	11/16	1.873	0.883
204-DL-118	1/4	18MM X 1.5	3/4	1.904	0.914
206-DL-116	3/8	16MM X 1.5	11/16	1.904	0.914
206-DL-118	3/8	18MM X 1.5	3/4	1.904	0.914
206-DL-122	3/8	22MM X 1.5	7/8	1.990	1.000
206-DL-124	3/8	24MM X 1.5	1 1/4	2.102	1.112
208-DL-122	1/2	22MM X 1.5	7/8	2.302	1.062
208-DL-126	1/2	26MM X 1.5	1-1/16	2.302	1.062
210-DL-126	5/8	26MM X 1.5	1-1/16	2.333	1.093
212-DL-126	3/4	26MM X 1.5	1 1/16	2.426	1.176
412-DL-126	3/4	26MM X 1.5	1-1/16	3.031	1.176
212-DL-130	3/4	30MM X 2	1 1/4	2.476	1.226
412-DL-130	3/4	33MM X 2	1-1/4	3.081	1.226
212-DL-136	3/4	36MM X 2	1 1/2	2.626	1.376
412-DL-136	3/4	36MM X 2	1-1/2	3.231	1.376
216-DL-136	1	36MM X 2	1 1/2	2.935	1.465
416-DL-136	1	36MM X 2	1-1/2	3.515	1.465



Metric Tube Nut



Metric Sleeve

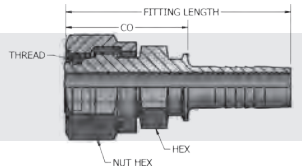
TUBE NUT - LIGHT PART NUMBER	THREAD	DIN TUBE O.D. (MM)	SLEEVE - LIGHT PART NUMBER
9201-L-6	12MM X 1.5	6	9202-L-6
9201-L-8	14MM X 1.5	8	9202-L-8
9201-L-10	16MM X 1.5	10	9202-L-10
9201-L-12	18MM X 1.5	12	9202-L-12
9201-L-15	22MM X 1.5	15	9202-L-15
9201-L-18	26MM X 1.5	18	9202-L-18
9201-L-22	30MM X 2	22	9202-L-22
9201-L-28	36MM X 2	28	9202-L-28
9201-L-35	45MM X 2	35	9202-L-35
9201-L-42	52MM X 2	42	9202-L-42

TUBE NUT - HEAVY PART NUMBER	THREAD	DIN TUBE O.D. (MM)	SLEEVE - HEAVY PART NUMBER
9201-H-6	14MM X 1.5	6	9202-H-6
9201-H-8	16MM X 1.5	8	9202-H-8
9201-H-10	18MM X 1.5	10	9202-H-10
9201-H-12	20MM X 1.5	12	9202-H-12
9201-H-14	22MM X 1.5	14	9202-H-14
9201-H-16	24MM X 1.5	16	9202-H-16
9201-H-20	30MM X 2	20	9202-H-20
9201-H-25	36MM X 2	25	9202-H-25
9201-H-30	45MM X 2	30	9202-H-30
9201-H-38	52MM X 2	38	9202-H-38

BRITISH STANDARD AND METRIC STEMS FOR SAE 100R1, 100R1AT, 100R2, 100R2AT, 100R3, 100R4, 100R5, 100R12, HYDRA-LITE I & II

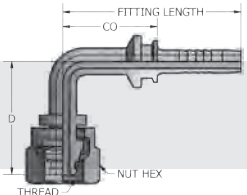


*Metric Swivel
Female Stem DIN
20078 Light Straight
with O-Ring*



PART NUMBER	HOSE I.D.	THREAD	DIN TUBE O.D. (MM)	NUT HEX (MM)	FITTING LENGTH	-CO-CUTOFF
204-DL-612	1/4	12MM X 1.5	6	17	1.930	0.940
204-DL-614	1/4	14MM X 1.5	8	17	2.107	1.117
204-DL-616	1/4	16MM X 1.5	10	19	2.055	1.065
204-DL-618	1/4	18MM X 1.5	12	22	2.264	1.274
206-DL-612	3/8	12MM X 1.5	6	11/16	2.020	1.030
206-DL-616	3/8	16MM X 1.5	10	19	2.055	1.065
206-DL-618	3/8	18MM X 1.5	12	22	2.179	1.189
206-DL-622	3/8	22MM X 1.5	15	27	2.088	1.098
206-DL-624	3/8	24MM X 1.5	16	1 1/4	2.144	1.154
208-DL-618	1/2	18MM X 1.5	12	22	2.486	1.236
208-DL-622	1/2	22MM X 1.5	15	27	2.324	1.084
208-DL-626	1/2	26MM X 1.5	18	32	2.245	1.005
210-DL-622	5/8	22MM X 1.5	15	27	2.458	1.208
210-DL-626	5/8	26MM X 1.5	18	32	2.889	1.639
210-DL-630	5/8	30MM X 2	N/A	36	2.846	1.596
212-DL-630	3/4	30MM X 2	1 3/16	35	2.879	1.629

*Metric Swivel Female
Stem DIN 20078
Light 90° Bent Tube
with O-Ring*

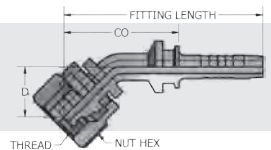


PART NUMBER	HOSE I.D.	THREAD	DIN TUBE O.D. (MM)	NUT HEX (MM)	-D-DROP	FITTING LENGTH	-CO-CUTOFF
204-DL-612-90	1/4	12MM X 1.5	6	17	1.417	2.132	1.142
204-DL-614-90	1/4	14MM X 1.5	8	17	1.378	2.132	1.142
204-DL-616-90	1/4	16MM X 1.5	10	19	1.358	2.049	1.059
204-DL-618-90	1/4	18MM X 1.5	12	22	1.614	2.324	1.334
206-DL-612-90	3/8	12MM X 1.5	6	11/16	1.496	2.257	1.267
206-DL-614-90	3/8	14MM X 1.5	8	17	1.378	2.131	1.141
206-DL-616-90	3/8	16MM X 1.5	10	19	1.575	2.324	1.334
206-DL-618-90	3/8	18MM X 1.5	12	22	1.614	2.324	1.334
206-DL-622-90	3/8	22MM X 1.5	15	27	1.713	2.324	1.334
208-DL-618-90	1/2	18MM X 1.5	12	22	2.336	2.584	1.334
208-DL-622-90	1/2	22MM X 1.5	15	27	1.89	2.807	1.557
208-DL-626-90	1/2	26MM X 1.5	18	32	1.772	3.081	1.831
210-DL-626-90	5/8	26MM X 1.5	18	32	2.185	3.218	1.968
212-DL-630-90	3/4	30MM X 2	1 3/16	35	2.461	3.418	2.168

TWO-PIECE FITTINGS

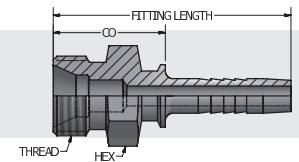
09

*Metric Swivel Female
Stem DIN 20078
Light 45° Bent Tube
with O-Ring*



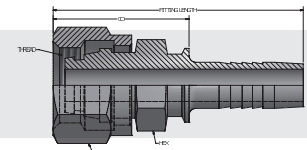
PART NUMBER	HOSE I.D.	THREAD	DIN TUBE O.D. (MM)	NUT HEX (MM)	-D-DROP	FITTING LENGTH	-CO-CUTOFF
204-DL-614-45	1/4	14MM X 1.5	8	17	0.827	2.700	1.710
204-DL-616-45	1/4	16MM X 1.5	10	19	0.748	2.482	1.492
204-DL-618-45	1/4	18MM X 1.5	12	22	0.846	2.851	1.861
206-DL-612-45	3/8	12MM X 1.5	6	11/16	0.960	2.871	1.881
206-DL-616-45	3/8	16MM X 1.5	10	19	0.886	2.797	1.807
206-DL-618-45	3/8	18MM X 1.5	12	22	0.846	2.757	1.767
208-DL-618-45	1/2	18MM X 1.5	12	22	0.846	3.017	1.767
208-DL-622-45	1/2	22MM X 1.5	15	27	1.024	3.346	2.096
208-DL-626-45	1/2	26MM X 1.5	18	32	1.063	4.055	2.805
210-DL-626-45	5/8	26MM X 1.5	18	32	1.063	3.648	2.398
212-DL-630-45	3/4	30MM X 2	1 3/16	35	1.240	4.063	2.813

*Solid Male Stem
DIN 20078 Heavy
12° Seat*



PART NUMBER	HOSE I.D.	THREAD	HEX	FITTING LENGTH	-CO-CUTOFF
204-DH-116	1/4	16MM X 1.5	11/16	1.873	0.883
204-DH-118	1/4	18MM X 1.5	3/4	1.873	0.883
206-DH-118	3/8	18MM X 1.5	3/4	1.810	0.820
206-DH-120	3/8	20MM X 1.5	7/8	1.950	0.960
206-DH-122	3/8	22MM X 1.5	7/8	1.990	1.000
208-DH-124	1/2	24MM X 1.5	1	2.352	1.112
210-DH-130	5/8	30MM X 2	1-3/16	2.383	1.143
412-DH-130	3/4	30MM X 2	1-3/16	3.081	1.226
412-DH-136	3/4	36MM X 2	1-1/2	3.231	1.376
416-DH-136	1	36MM X 2	1-1/2	3.515	1.465
416-DH-142	1	42MM X 2	1-3/4	3.615	1.565

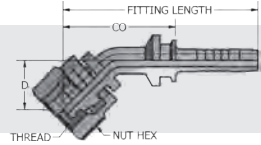
*Metric Swivel Female
Stem DIN 20078
Heavy Straight with
O-Ring and 12/30°
Univ. Cone*



PART NUMBER	HOSE I.D.	THREAD	DIN TUBE O.D. (MM)	NUT HEX (MM)	FITTING LENGTH	-CO-CUTOFF
204-DH-616	1/4	16MM X 1.5	8	19	1.930	0.940
204-DH-618	1/4	18MM X 1.5	10	22	1.970	0.980
206-DH-616	3/8	16MM X 1.5	10	13/16	2.055	1.065
206-DH-618	3/8	18MM X 1.5	10	22	1.970	0.980
206-DH-620	3/8	20MM X 1.5	12	24	2.171	1.181
206-DH-622	3/8	22MM X 1.5	14	27	2.049	1.059
208-DH-622	1/2	22MM X 1.5	14	1 1/16	2.319	1.069
208-DH-624	1/2	24MM X 1.5	16	30	2.365	1.115
210-DH-630	5/8	30MM X 2	22	1 1/2	2.858	1.608

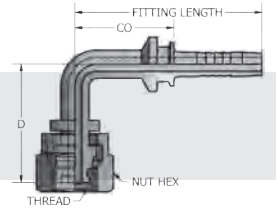
BRITISH STANDARD AND METRIC STEMS FOR SAE 100R1, 100R1AT, 100R2, 100R2AT, 100R3, 100R4, 100R5, 100R12, HYDRA-LITE I & II

Metric Swivel Female Stem DIN 20078 Heavy 45° Bent Tube with O-Ring and 12/30° Univ. Cone



PART NUMBER	HOSE I.D.	THREAD	DIN TUBE O.D. (MM)	NUT HEX (MM)	-D- DROP	FITTING LENGTH	-CO- CUTOFF
204-DH-614-45	1/4	14MM X 1.5	8	17	0.827	2.700	1.710
204-DH-616-45	1/4	16MM X 1.5	8	19	0.730	2.606	1.616
204-DH-618-45	1/4	18MM X 1.5	10	7/8	0.807	2.752	1.762
206-DH-620-45	3/8	20MM X 1.5	12	24	0.984	2.895	1.905
206-DH-622-45	3/8	22MM X 1.5	14	27	0.906	2.816	1.826
208-DH-624-45	1/2	24MM X 1.5	16	30	1.143	3.465	2.215
210-DH-630-45	5/8	30MM X 2	20	36	1.240	3.702	2.462

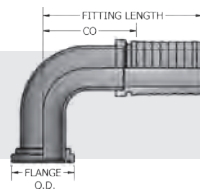
Metric Swivel Female Stem DIN 20078 Heavy 90° Bent Tube with O-Ring and 12/30° Univ. Cone



PART NUMBER	HOSE I.D.	THREAD	DIN TUBE O.D. (MM)	NUT HEX (MM)	-D- DROP	FITTING LENGTH	-CO- CUTOFF
204-DH-614-90	1/4	14MM X 1.5	8	17	1.378	2.009	1.019
204-DH-616-90	1/4	16MM X 1.5	8	19	1.378	2.146	1.156
204-DH-618-90	1/4	18MM X 1.5	10	22	1.437	2.009	1.019
206-DH-618-90	3/8	18MM X 1.5	10	22	1.594	2.324	1.334
206-DH-620-90	3/8	20MM X 1.5	12	24	1.811	2.324	1.334
206-DH-622-90	3/8	22MM X 1.5	14	27	1.693	2.324	1.334
208-DH-624-90	1/2	24MM X 1.5	16	30	1.831	2.797	1.557
210-DH-630-90	5/8	30MM X 2	20	36	2.461	3.151	1.911

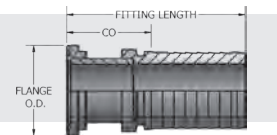
TWO-PIECE FITTINGS FOR SAE 100R5

O-Ring Flange Code 61 90°



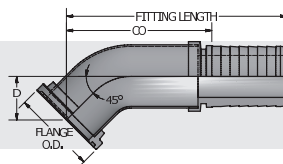
PART NUMBER	HOSE I.D.	FLANGE SIZE	-D- DROP	FLANGE O.D.	FITTING LENGTH	-CO- CUTOFF
232-R5-G92	1-13/16	2	4.500	13/16	7.028	4.690
240-R5-G92	2-3/8	2	4.250	2-13/16	7.134	4.179
240-R5-G96	2-3/8	2-1/2	4.620	3-5/16	8.453	5.458

O-Ring Flange Code 61 Straight



PART NUMBER	HOSE I.D.	FLANGE SIZE	FLANGE O.D.	FITTING LENGTH	-CO- CUTOFF
240-R5-G32	2-3/8	2	2-13/16	5.604	2.649
240-R5-G40	2-3/8	2-1/2	3-5/16	5.637	2.682

O-Ring Flange Code 61 45°

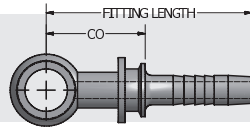


PART NUMBER	HOSE I.D.	FLANGE SIZE	-D- DROP	FLANGE O.D.	FITTING LENGTH	-CO- CUTOFF
232-R5-G62	1-13/16	2	3.430	2-13/16	8.750	6.382
240-R5-G66	2-3/8	2-1/2	1.720	3-5/16	8.683	5.728

BANJO STYLE FITTING SERIES

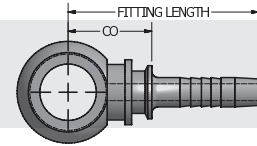


Metric DIN Banjo Stem



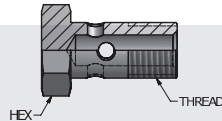
PART NUMBER	HOSE I.D.	CO	FITTING LENGTH
204-BJ-10MM	1/4	0.918	2.242
204-BJ-12MM	1/4	0.875	2.298
204-BJ-14MM	1/4	1.053	2.515
206-BJ-14MM	3/8	1.053	2.516
206-BJ-16MM	3/8	1.172	2.714
206-BJ-18MM	3/8	1.172	2.792
208-BJ-18MM	1/2	1.172	3.052
208-BJ-22MM	1/2	2.263	3.513
210-BJ-22MM	5/8	1.495	3.513
212-BJ-26MM	3/4	1.516	3.652

British Standard Pipe Banjo Stem



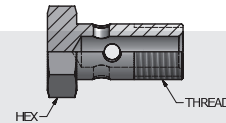
PART NUMBER	HOSE I.D.	CO	FITTING LENGTH
204-BJ-02BSP	1/4	1.083	2.060
204-BJ-04BSP	1/4	0.776	2.238
204-BJ-06BSP	1/4	1.437	2.427
206-BJ-04BSP	3/8	1.248	2.238
206-BJ-06BSP	3/8	0.866	2.427
206-BJ-08BSP	3/8	1.102	2.841
208-BJ-08BSP	1/2	1.102	3.100
212-BJ-12BSP	3/4	1.516	3.652
216-BJ-16BSP	1	2.028	4.639

Metric DIN Banjo Bolt



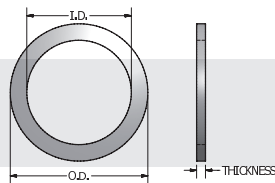
PART NUMBER	HEX	THREAD
BJB-10MM	14MM	M10 X 1
BJB-12MM	17MM	M12 X 1.5
BJB-14MM	19MM	M14 X 1.5
BJB-16MM	22MM	M16 X 1.5
BJB-18MM	24MM	M18 X 1.5
BJB-22MM	24MM	M22 X 1.5
BJB-26MM	32MM	M26 X 1.5

British Standard Pipe Bolt



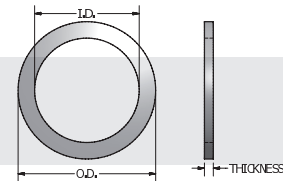
PART NUMBER	HEX	THREAD
BJB-04BSP	19MM	1/4-19
BJB-06BSP	22MM	3/8-19
BJB-08BSP	27MM	1/2-14
BJB-12BSP	32MM	3/4-14
BJB-16BSP	41MM	1-11

Metric DIN Banjo Washer



PART NUMBER	I.D.	O.D.	THICKNESS
BJW-10MM	0.412	0.542	0.035
BJW-12MM	0.486	0.620	0.052
BJW-14MM	0.570	0.695	0.052
BJW-16MM	0.642	0.855	0.052
BJW-18MM	0.723	0.934	0.052
BJW-22MM	0.880	1.050	0.052
BJW-26MM	1.058	1.275	0.072

British Standard Banjo Washer



PART NUMBER	I.D.	O.D.	THICKNESS
BJW-04BSP	1/4	19MM	0.055
BJW-06BSP	3/8	22MM	0.055
BJW-08BSP	1/2	27MM	0.055
BJW-12BSP	3/4	32MM	0.055
BJW-16BSP	1	40MM	0.055

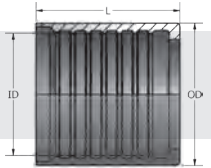
STEMS AND FERRULES FOR SAE 100R12, THREE WIRE BRAID & SPIRAL HYDRAULIC HOSE

*Three Wire and
100R12 Steel Ferrule
Skive Required*



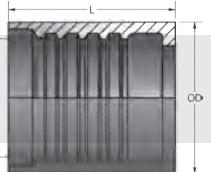
PART NUMBER	HOSE I.D.	L-	O.D.-	I.D.-
504-500	1/4	1.000	0.873	0.630
208-200	3/8	1.250	1.125	0.883
408-400	1/2	1.470	1.280	0.980
410-400	5/8	1.493	1.362	1.062
412-400	3/4	1.969	1.495	1.206
416-400	1	2.066	1.870	1.560
420-400	1-1/4	2.210	2.250	1.912
424-400	1-1/2	2.580	2.562	2.200
432-400	2	3.070	3.125	2.690

*Three Wire and 100R12
Stainless Steel Ferrule
Type 303 Skive Required*



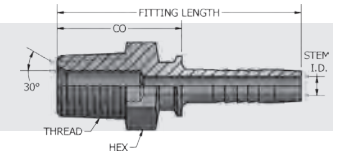
PART NUMBER	HOSE I.D.	L-	O.D.-	I.D.-
408-SS-400	1/2	1.470	1.280	0.980
410-SS-400	5/8	1.493	1.362	1.062
412-SS-400	3/4	1.969	1.495	1.206
416-SS-400	1	2.066	1.870	1.560
420-SS-400	1-1/4	2.210	2.250	1.912
424-SS-400	1-1/2	2.580	2.562	2.200
432-SS-400	2	3.070	3.125	2.690

*Three Wire and 100R12
Stainless Steel Ferrule
Type 316 Skive Required*



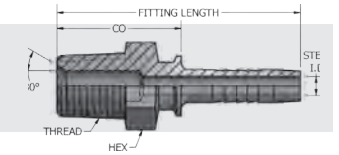
PART NUMBER	HOSE I.D.	L-	O.D.-	I.D.-
408-S16-400	1/2	1.470	1.280	0.980
410-S16-400	5/8	1.493	1.362	1.062
412-S16-400	3/4	1.969	1.495	1.206
416-S16-400	1	2.066	1.870	1.560
420-S16-400	1-1/4	2.210	2.250	1.912
424-S16-400	1-1/2	2.580	2.562	2.200
432-S16-400	2	3.070	3.125	2.690

*NPTF Solid
Male Stem*



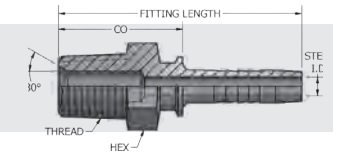
PART NUMBER	HOSE I.D.	THREAD	HEX	STEM I.D.	FITTING LENGTH	CO-CUTOFF
204-104	1/4	1/4-18	5/8	0.156	2.020	1.030
206-106	3/8	3/8-18	11/16	0.296	2.051	1.061
208-108	1/2	1/2-14	7/8	0.406	2.562	1.312
412-112	3/4	3/4-14	1-1/16	0.625	3.281	1.426
416-116	1	1-3/4	1-3/8	0.843	3.752	1.702
220-120	1-1/4	1-1/4 - 11-1/2	1-3/4	1.062	3.943	2.020
224-124	1-1/2	1-1/2 - 11-1/2	2	1.311	4.515	2.177
232-132	2	2 - 11-1/2	2-1/2	1.655	5.500	2.329

*NPTF Solid Male
Stem - Stainless
Steel Type 303*



PART NUMBER	HOSE I.D.	THREAD	HEX	STEM I.D.	FITTING LENGTH	CO-CUTOFF
208-SS-108	1/2	1/2-14	7/8	0.406	2.562	1.312
412-SS-112	3/4	3/4-14	1-1/16	0.625	3.281	1.426
416-SS-116	1	1 - 11-1/2	1-3/8	0.843	3.752	1.702
220-SS-120	1-1/4	1-1/4 - 11-1/2	1-3/4	1.062	3.943	2.020
224-SS-124	1-1/2	1-1/2 - 11-1/2	2	1.311	4.515	2.177
232-SS-132	2	2 - 11-1/2	2-1/2	1.655	5.500	2.329

*NPTF Solid Male
Stem - Stainless
Steel Type 316*

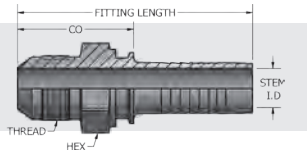


PART NUMBER	HOSE I.D.	THREAD	HEX	STEM I.D.	FITTING LENGTH	CO-CUTOFF
208-S16-108	1/2	1/2-14	7/8	0.406	2.562	1.312
412-S16-112	3/4	3/4-14	1-1/16	0.625	3.281	1.426
416-S16-116	1	1 - 11-1/2	1-3/8	0.843	3.752	1.702
220-S16-120	1-1/4	1-1/4 - 11-1/2	1-3/4	1.062	3.943	2.020
224-S16-124	1-1/2	1-1/2 - 11-1/2	2	1.311	4.515	2.177
232-S16-132	2	2 - 11-1/2	2-1/2	1.655	5.500	2.329

STEMS AND FERRULES FOR SAE 100R12, THREE WIRE BRAID & SPIRAL HYDRAULIC HOSE

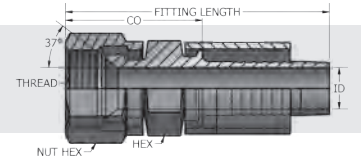


JIC 37° Solid Male Stem



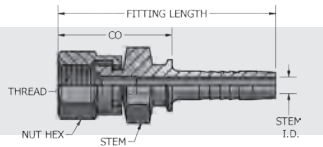
PART NUMBER	HOSE I.D.	THREAD	HEX	STEM I.D.	FITTING LENGTH	-CO-CUTOFF
208-508	1/2	3/4-16	13/16	0.406	2.468	1.218
208-510	1/2	7/8-14	7/8	0.406	2.562	1.312
412-512	3/4	1-1/16 - 12	1-1/8	0.625	3.398	1.543
412-516	3/4	1-5/16 - 12	1-3/8	0.625	3.505	1.650
416-516	1	1-5/16 - 12	1-3/8	0.844	3.726	1.676
220-520	1-1/4	1-5/8 - 12	1-3/4	1.062	3.932	1.993
224-524	1-1/2	1-7/8 - 12	2	1.312	4.598	2.260
232-532	2	2-1/2 - 12	2-5/8	1.655	5.802	2.635

JIC 37° Swivel Female Stem - Stainless Steel Type 316



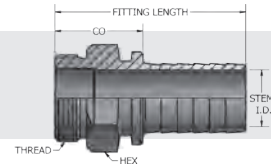
PART NUMBER	HOSE I.D.	THREAD	STEM HEX	NUT HEX	STEM I.D.	FITTING LENGTH	-CO-CUTOFF
208-S16-608	1/2	3/4-16	13/16	7/8	0.406	2.470	1.310
208-S16-610	1/2	7/8-14	13/16	1-1/16	0.406	2.300	1.370
412-S16-612	3/4	1-1/16 - 12	1-1/16	1-1/4	0.625	3.400	1.552
416-S16-616	1	1-5/16 - 12	1-3/8	1-1/2	0.844	3.746	1.692
220-S16-620	1-1/4	1-5/8 - 12	1-3/4	2	1.062	4.155	2.195
224-S16-624	1-1/2	1-7/8 - 12	2	2-1/4	1.312	4.800	2.415
232-S16-632	2	2-1/2 - 12	2-5/8	2-7/8	1.655	6.075	2.930

JIC 37° Swivel Female Stem



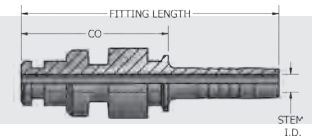
PART NUMBER	HOSE I.D.	THREAD	STEM HEX	NUT HEX	STEM I.D.	FITTING LENGTH	-CO-CUTOFF
204-604	1/4	7/16-20	5/8	9/16	0.156	1.995	1.070
204-605	1/4	1/2-20	5/8	11/16	0.156	2.050	1.125
204-606	1/4	9/16-18	5/8	3/4	0.156	2.035	1.120
206-606	3/8	9/16-18	11/16	3/4	0.296	2.030	1.105
206-608	3/8	3/4-16	11/16	7/8	0.296	2.165	1.245
208-608	1/2	3/4-16	13/16	7/8	0.406	2.470	1.310
208-610	1/2	7/8-14	13/16	1-1/16	0.406	2.300	1.370
412-612	3/4	1-1/16 - 12	1-1/16	1-1/4	0.625	3.400	1.552
412-614	3/4	1-3/16 - 12	1-1/16	1-3/8	0.625	3.440	1.574
412-616	3/4	1-5/16 - 12	1-1/4	1-1/2	0.625	3.538	1.670
416-612	1	1-1/16 - 12	1-3/8	1-1/4	0.718	3.565	1.578
416-616	1	1-5/16 - 12	1-3/8	1-1/2	0.844	3.746	1.692
220-620	1-1/4	1-5/8 - 12	1-3/4	2	1.062	4.155	2.195
224-624	1-1/2	1-7/8 - 12	2	2-1/4	1.312	4.800	2.415
232-632	2	2-1/2 - 12	2-5/8	2-7/8	1.655	6.075	2.930

ORB Solid Male Stem



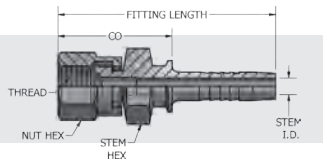
PART NUMBER	HOSE I.D.	THREAD	HEX	STEM I.D.	FITTING LENGTH	-CO-CUTOFF
412-712	3/4	1-1/16 - 12	1-1/4	0.625	3.125	1.270
416-716	1	1-5/16 - 12	1-1/2	0.844	3.409	1.359
220-720	1-1/4	1-5/8 - 12	1-3/4	1.062	3.568	1.646

Male "O"- Lok Stem



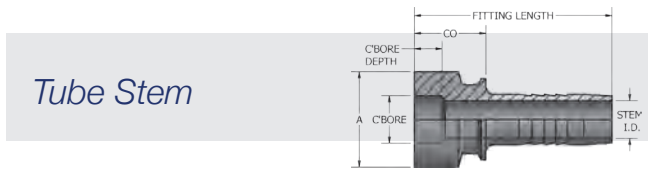
PART NUMBER	HOSE I.D.	MALE SIZE	STEM I.D.	FITTING LENGTH	-CO-CUTOFF
204-S04	1/4	1/4	0.156	2.307	0.687
206-S06	3/8	3/8	0.296	2.312	1.322
208-S08	1/2	1/2	0.406	2.567	1.307
412-S12	3/4	3/4	0.625	3.224	1.369
416-S16	1	1	0.843	3.650	1.600
220-S20	1-1/4	1-1/4	1.062	3.683	1.764
224-S24	1-1/2	1-1/2	1.25	4.320	1.555
232-S32	2	2	1.655	5.160	2.035

JIC 37° Swivel Female Stem - Stainless Steel Type 303



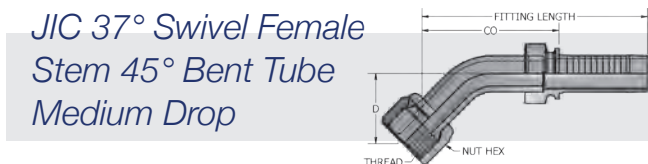
PART NUMBER	HOSE I.D.	THREAD	STEM HEX	NUT HEX	STEM I.D.	FITTING LENGTH	-CO-CUTOFF
208-SS-608	1/2	3/4-16	13/16	7/8	0.406	2.470	1.310
208-SS-610	1/2	7/8-14	13/16	1-1/16	0.406	2.300	1.370
412-SS-612	3/4	1-1/16 - 12	1-1/16	1-1/4	0.625	3.400	1.552
416-SS-616	1	1-5/16 - 12	1-3/8	1-1/2	0.844	3.746	1.692
220-SS-620	1-1/4	1-5/8 - 12	1-3/4	2	1.062	4.155	2.195
224-SS-624	1-1/2	1-7/8 - 12	2	2-1/4	1.312	4.800	2.415
232-SS-632	2	2-1/2 - 12	2-5/8	2-7/8	1.655	6.075	2.930

STEMS FOR SAE 100R12, THREE WIRE BRAID & SPIRAL HYDRAULIC HOSE



Tube Stem

PART NUMBER	HOSE I.D.	C'BORE DIAMETER	C'BORE DEPTH	"A" O.D.	STEM I.D.	FITTING LENGTH	-CO-CUTOFF
206-T06	3/8	3/8	0.218	0.750	0.296	1.552	0.562
208-T08	1/2	1/2	0.218	0.875	0.406	1.812	0.562
208-T10	1/2	5/8	0.218	0.875	0.406	1.812	0.562
412-T12	3/4	3/4	0.375	1.250	0.625	2.566	0.711
412-T16	3/4	1	0.375	1.250	0.625	2.579	0.724
416-T12	1	3/4	0.375	1.437	0.625	2.800	0.750
416-T16	1	1	0.375	1.437	0.844	2.800	0.750
416-T20	1	1-1/4	0.375	1.437	0.844	2.800	0.750
420-T20	1-1/4	1-1/4	0.375	1.812	1.062	2.840	0.920
420-T24	1-1/4	1-1/2	0.375	1.750	1.062	2.840	0.920
424-T20	1-1/2	1-1/4	0.375	2.000	1.125	3.258	1.920
424-T24	1-1/2	1-1/2	0.375	2.000	1.250	3.258	0.920
424-T32	1-1/2	2	0.375	2.250	1.250	3.258	0.920
432-T32	2	2	0.375	2.562	1.655	4.086	0.920



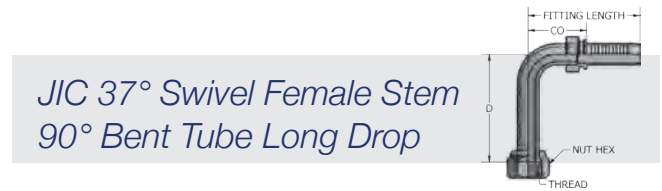
JIC 37° Swivel Female Stem 45° Bent Tube Medium Drop

PART NUMBER	HOSE I.D.	THREAD	NUT HEX	-D-DROP	FITTING LENGTH	-CO-CUTOFF
412-M-692	3/4	1-1/16 - 12	1-1/4	1.060	4.720	2.870
416-M-696	1	1-5/16 - 12	1-1/2	1.187	5.345	3.295
420-M-698	1-1/4	1-5/8 - 12	2	1.300	6.840	4.917



JIC 37° Swivel Female Stem 90° Bent Tube Short Drop

PART NUMBER	HOSE I.D.	THREAD	NUT HEX	-D-DROP	FITTING LENGTH	-CO-CUTOFF
412-S-672	3/4	1-1/16 - 12	1-1/4	1.890	4.650	2.795
412-S-676	3/4	1-5/16 - 12	1-1/2	2.205	5.060	3.210
416-S-676	1	1-5/16 - 12	1-1/2	2.205	5.800	3.750
420-S-678	1-1/4	1-5/8 - 12	2	2.756	5.709	3.789



JIC 37° Swivel Female Stem 90° Bent Tube Long Drop

PART NUMBER	HOSE I.D.	THREAD	NUT HEX	-D-DROP	FITTING LENGTH	-CO-CUTOFF
412-L-672	3/4	1-1/16 - 12	1-1/2	3.780	3.880	2.025
416-L-676	1	1-5/16 - 12	1-1/2	4.488	5.800	3.750



JIC 37° Swivel Female Stem 90° Bent Tube Medium Drop

PART NUMBER	HOSE I.D.	THREAD	NUT HEX	-D-DROP	FITTING LENGTH	-CO-CUTOFF
412-M-672	3/4	1-1/16 - 12	1-1/4	2.283	4.570	2.715
412-M-676	3/4	1-5/16 - 12	1-1/2	2.795	5.065	3.210
416-M-676	1	1-5/16 - 12	1-1/2	2.795	5.290	3.240
420-M-678	1-1/4	1-5/8 - 12	2	3.070	6.840	4.920



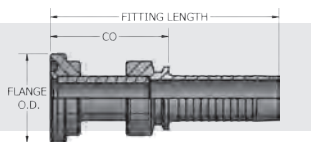
O-Ring Flange Head Code 61

PART NUMBER	TUBE O.D.	FLANGE SIZE	FLANGE O.D.	FLANGE LENGTH
408-F08	1/2	1/2	1-3/16	0.500
408-F12	1/2	3/4	1-1/2	0.500
412-F12	3/4	3/4	1-1/2	0.500
412-F16	3/4	1	1-3/4	0.562
414-F12	7/8	3/4	1-3/4	0.500
416-F12	1	3/4	1-1/2	0.500
416-F16	1	1	1-3/4	0.562
416-F20	1	1-1/4	2	0.562
420-F16	1-1/4	1	1-3/4	0.562
420-F20	1-1/4	1-1/4	2	0.562
420-F24	1-1/4	1-1/2	2-3/8	0.625
420-F32	1-1/4	2	2-13/16	0.625
424-F24	1-1/2	1-1/2	2-3/8	0.625
424-F32	1-1/2	2	2-13/16	0.625
432-F24	2	1-1/2	2-3/8	0.625
432-F32	2	2	2-13/16	0.625
448-F48	3	3	4	0.750

STEMS FOR SAE 100R12, THREE WIRE BRAID & SPIRAL HYDRAULIC HOSE

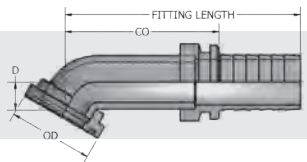


O-Ring Flange Head Code 61 Straight



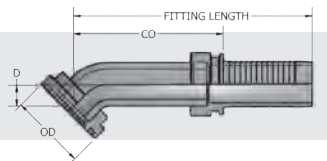
PART NUMBER	HOSE I.D.	FLANGE SIZE	FLANGE O.D.	FITTING LENGTH	-CO-CUTOFF
408-G08	1/2	1/2	1-3/16	3.392	2.142
408-G12	1/2	3/4	1-1/2	3.392	2.142
412-G12	3/4	3/4	1-1/2	3.839	1.984
412-G16	3/4	1	1-3/4	3.901	2.046
416-G12	1	3/4	1-1/2	3.915	1.880
416-G16	1	1	1-3/4	4.150	2.100
416-G20	1	1-1/4	2	4.150	2.120
416-G32	1	2	2-13/16	4.393	2.343
420-G16	1-1/4	1	1-3/4	4.370	2.451
420-G20	1-1/4	1-1/4	2	4.367	2.447
420-G24	1-1/4	1-1/2	2-3/8	4.370	2.447
424-G24	1-1/2	1-1/2	2-3/8	4.788	2.450
424-G32	1-1/2	2	2-13/16	4.788	2.454
432-G24	2	1-1/2	2-3/8	5.786	2.602
432-G32	2	2	2-13/16	5.786	2.619

O-Ring Flange Code 61 30°



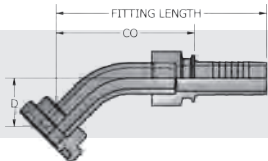
PART NUMBER	HOSE I.D.	FLANGE SIZE	FLANGE O.D.	-D-DROP	FITTING LENGTH	-CO-CUTOFF
408-H21	1/2	1/2	1-3/16	0.500	3.460	2.230
408-H22	1/2	3/4	1-1/2	0.500	3.460	2.230
412-H22	3/4	3/4	1-1/2	0.580	4.450	2.600
412-H23	3/4	1	1-3/4	0.580	4.450	2.600
416-H23	1	1	1-3/4	0.620	5.490	3.440
416-H24	1	1-1/4	2	0.620	5.490	3.440
420-H24	1-1/4	1-1/4	2	0.720	5.594	3.671
420-H25	1-1/4	1-1/2	2-3/8	0.720	6.751	4.828
424-H26	1-1/2	2	2-13/16	0.880	6.508	4.174
432-H26	2	2	2-13/16	1.250	9.086	5.902

O-Ring Flange Code 61 22-1/2°



PART NUMBER	HOSE I.D.	FLANGE SIZE	FLANGE O.D.	-D-DROP	FITTING LENGTH	-CO-CUTOFF
412-H03	3/4	1	1-3/4	0.440	4.360	2.250
416-H03	1	1	1-3/4	0.500	5.490	3.440
416-H04	1	1-1/4	2	0.500	5.490	3.440
424-H05	1-1/2	1-1/2	2-3/8	0.630	6.258	3.924
424-H06	1-1/2	2	2-13/16	0.630	6.258	3.924
432-H06	2	2	2-13/16	0.880	8.586	5.402

O-Ring Flange Code 61 45°

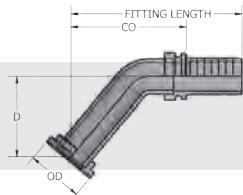


PART NUMBER	HOSE I.D.	FLANGE SIZE	FLANGE O.D.	-D-DROP	FITTING LENGTH	-CO-CUTOFF
408-G41	1/2	1/2	1-3/16	0.780	3.390	2.230
408-G42	1/2	3/4	1-1/2	0.780	3.390	2.230
412-G42	3/4	3/4	1-1/2	1.000	4.635	2.780
412-G46	3/4	1	1-3/4	1.000	4.635	2.780
416-G46	1	1	1-3/4	1.060	5.600	3.550
416-G50	1	1-1/4	2	1.060	5.600	3.550
416-G62	1	2	2-13/16	1.060	5.600	3.550
420-G46	1-1/4	1	1-3/4	1.150	5.720	3.801
420-G50	1-1/4	1-1/4	2	1.150	5.720	3.797
420-G54	1-1/4	1-1/2	2-3/8	1.150	5.720	3.797
420-G62	1-1/4	2	2-13/16	1.150	5.720	3.801
424-G54	1-1/2	1-1/2	2-3/8	1.410	6.508	4.174
424-G62	1-1/2	2	2-13/16	1.410	6.508	4.174
432-G62	2	2	2-13/16	3.430	11.000	7.833

TWO-PIECE FITTINGS FOR SAE 100R12

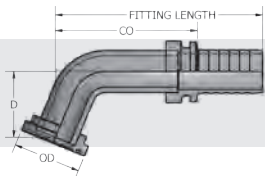
STEMS FOR SAE 100R12, THREE WIRE BRAID & SPIRAL HYDRAULIC HOSE

O-Ring Flange Code 61 60°



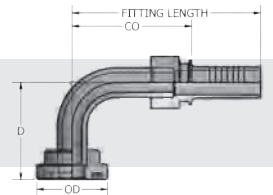
PART NUMBER	HOSE I.D.	FLANGE SIZE	FLANGE O.D.	D-DROP	FITTING LENGTH	-CO-CUTOFF
412-H52	3/4	3/4	1-1/2	1.450	4.820	2.970
420-H54	1-1/4	1-1/4	2	2.000	6.550	4.650
424-H55	1-1/2	1-1/2	2-3/8	3.380	7.190	4.852
432-H56	2	2	2-13/16	4.607	10.746	7.573

O-Ring Flange Code 61 67-1/2°



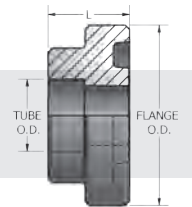
PART NUMBER	HOSE I.D.	FLANGE SIZE	FLANGE O.D.	D-DROP	FITTING LENGTH	-CO-CUTOFF
408-H61	1/2	1/2	1-3/16	1.350	3.450	2.300
408-H62	1/2	3/4	1-1/2	1.500	3.655	2.505
412-H62	3/4	3/4	1-1/2	1.750	5.550	3.700
412-H63	3/4	1	1-3/4	1.750	5.550	3.700
416-H63	1	1	1-3/4	1.800	5.800	3.750
420-H64	1-1/4	1-1/4	2	1.930	6.087	4.167
420-H65	1-1/4	1-1/2	2-3/8	1.930	6.090	4.170
432-H66	2	2	2-13/16	4.000	10.850	7.700

O-Ring Flange Code 61 90°



PART NUMBER	HOSE I.D.	FLANGE SIZE	FLANGE O.D.	D-DROP	FITTING LENGTH	-CO-CUTOFF
408-G71	1/2	1/2	1-3/16	1.630	3.170	2.010
408-G72	1/2	3/4	1-1/2	1.630	3.170	2.110
412-G72	3/4	3/4	1-1/2	2.130	4.440	2.580
412-G76	3/4	1	1-3/4	2.130	4.440	2.585
416-G76	1	1	1-3/4	2.380	5.300	3.250
416-G80	1	1-1/4	2	2.380	5.300	3.250
416-G92	1	2	2-13/16	3.880	5.300	3.250
420-G80	1-1/4	1-1/4	2	2.690	5.840	3.917
420-L-G80	1-1/4	1-1/4	2	3.880	5.840	3.917
420-G84	1-1/4	1-1/2	2-3/8	3.880	5.840	3.917
420-G92	1-1/4	2	2-13/16	3.880	5.840	3.917
424-G84	1-1/2	1-1/2	2-3/8	3.120	6.758	4.424
424-L-G84	1-1/2	1-1/2	2-3/8	4.750	6.762	4.424
424-G92	1-1/2	2	2-13/16	4.750	6.758	4.420
432-G92	2	2	2-13/16	4.500	9.586	6.419
432-L-G92	2	2	2-13/16	6.590	9.586	6.419
432-G96	2	2-1/2	3-5/16	4.750	8.625	5.458

O-Ring Flange Head Code 62

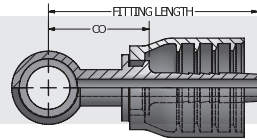


PART NUMBER	TUBE O.D.	FLANGE SIZE	FLANGE O.D.	FLANGE LENGTH
408-C62-F08	1/2	1/2	1-1/4	0.562
412-C62-F12	3/4	3/4	1-5/8	0.687
416-C62-F16	1	1	1-7/8	0.812
420-C62-F20	1-1/4	1-1/4	2-1/8	1.000
424-C62-F24	1-1/2	1-1/2	2-1/2	1.187
432-C62-F32	2	2	3-1/8	1.500

Blank lined area for technical drawing or notes.

ONE-PIECE J SERIES BANJO STYLE FITTING

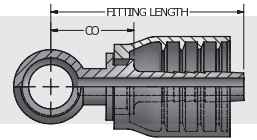
Metric DIN Banjo Fitting



PART NUMBER	JONES ID	HOSE ID	THREAD	HEX	LENGTH	CUTOFF
204-1JBJ-10MM	1J04-10BJMM	1/4	M10X1	14MM	2.242	0.918
204-1JBJ-12MM	1J04-12BJMM	1/4	M12X1.5	17MM	1.868	0.875
204-1JBJ-14MM	1J04-14BJMM	1/4	M14X1.5	19MM	2.045	1.053
206-1JBJ-14MM	1J06-14BJMM	3/8	M14X1.5	19MM	2.045	1.053
206-1JBJ-16MM	1J06-16BJMM	3/8	M16X1.5	22MM	2.163	1.171
206-1JBJ-18MM	1J06-18BJMM	3/8	M18X1.5	24MM	2.163	1.171
208-1JBJ-18MM	1J08-18BJMM	1/2	M18X1.5	24MM	2.423	1.171
208-1JBJ-22MM	1J08-22BJMM	1/2	22MM X 1.5	N/A	3.513	2.263
210-1JBJ-22MM	1J10-22BJMM	5/8	M22X1.5	24MM	3.513	1.495
212-1JBJ-26MM	1J12-26BJMM	3/4	M26X1.5	32MM	3.652	1.516

PLEASE REFER TO PAGE 50 FOR BOLTS AND WASHERS

British Standard Pipe Banjo Fitting

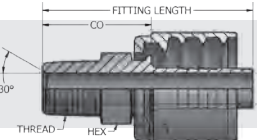


PART NUMBER	JONES ID	HOSE ID	THREAD	HEX	LENGTH	CUTOFF
204-1JBJ-02BSP	1J04-02BJBSP	1/4	1/8 BSP	N/A	2.060	1.083
204-1JBJ-04BSP	1J04-04BJBSP	1/4	1/4 BSP	19MM	1.778	0.787
204-1JBJ-06BSP	1J04-06BJBSP	1/4	3/8 BSP	N/A	2.427	1.437
206-1JBJ-04BSP	1J06-04BJBSP	3/8	1/4 BSP	N/A	2.238	1.248
206-1JBJ-06BSP	1J06-06BJBSP	3/8	3/8 BSP	22MM	1.856	0.866
206-1JBJ-08BSP	1J06-08BJBSP	3/8	1/2 BSP	27MM	2.093	1.102
208-1JBJ-08BSP	1J08-08BJBSP	1/2	1/2 BSP	27MM	2.352	1.102
212-1JBJ-12BSP	1J12-12BJBSP	3/4	3/4 BSP	32MM	2.766	1.516
216-1JBJ-16BSP	1J16-16BJBSP	1	1" BSP	41MM	3.504	2.028

PLEASE REFER TO PAGE 50 FOR BOLTS AND WASHERS

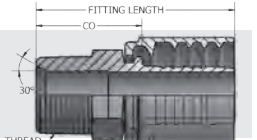
1J ONE-PIECE BITE THE WIRE FITTINGS FOR SAE 100R1AT, 100R2AT, 100R5, 100R16, 100R17, HYDRA-LITE I & II, AND HYDRA-MAX

NPTF Solid Male Stem



PART NUMBER	JONES ID#	HOSE I.D.	THREAD	HEX	STEM I.D.	FITTING LENGTH	CO-CUTOFF
204-1J-102	1J04-02MP	1/4	1/8-27	5/8	0.156	1.833	0.843
204-1J-104	1J04-04MP	1/4	1/4-18	5/8	0.156	2.020	1.030
204-1J-106	1J04-06MP	1/4	3/8-18	11/16	0.156	2.020	1.030
204-1J-108	1J04-08MP	1/4	1/2-14	7/8	0.156	2.255	1.265
206-1J-104	1J06-04MP	3/8	1/4-18	11/16	0.296	2.051	1.061
206-1J-106	1J06-06MP	3/8	3/8-18	11/16	0.296	2.051	1.061
206-1J-108	1J06-08MP	3/8	1/2-14	7/8	0.296	2.302	1.312
208-1J-106	1J08-06MP	1/2	3/8-18	3/4	0.406	2.374	1.124
208-1J-108	1J08-08MP	1/2	1/2-14	7/8	0.406	2.562	1.312
208-1J-112	1J08-12MP	1/2	3/4-14	1-1/16	0.406	2.624	1.374
210-1J-108	1J10-08MP	5/8	1/2-14	7/8	0.500	2.624	1.374
210-1J-112	1J10-12MP	5/8	3/4-14	1-18	0.500	2.624	1.374
212-1J-108	1J12-08MP	3/4	1/2-14	1-1/16	0.737	2.614	1.364
212-1J-112	1J12-12MP	3/4	3/4-14	1-1/16	0.625	2.676	1.426
212-1J-116	1J12-16MP	3/4	1 - 11-1/2	1-3/8	0.625	2.926	1.676
216-1J-112	1J16-12MP	1	3/4-14	1-3/8	0.717	2.922	1.452
216-1J-116	1J16-16MP	1	1 - 11-1/2	1-3/8	0.843	3.172	1.702
220-1J-120	1J20-20MP	1-1/4	1-1/4 - 11-1/2	1-3/4	1.062	3.943	2.020

NPTF Solid Male One-Piece - Stainless Steel Type 316



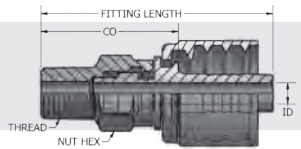
PART NUMBER	JONES ID#	HOSE I.D.	THREAD	HEX	STEM I.D.	FITTING LENGTH	CO-CUTOFF
204-1JSS-102	1J04-02MPSS	1/4	1/8-27	5/8	0.156	1.864	0.874
204-1JSS-104	1J04-04MPSS	1/4	1/4-18	5/8	0.156	2.020	1.030
206-1JSS-104	1J06-04MPSS	3/8	1/4-18	11/16	0.296	2.020	1.030
206-1JSS-106	1J06-06MPSS	3/8	3/8-18	11/16	0.296	2.051	1.061
206-1JSS-108	1J06-08MPSS	3/8	1/2-14	7/8	0.296	2.302	1.312
208-1JSS-106	1J08-06MPSS	1/2	3/8-18	13/16	0.406	2.552	1.312
208-1JSS-108	1J08-08MPSS	1/2	1/2-14	7/8	0.406	2.562	1.312
210-1JSS-108	1J10-08MPSS	5/8	1/2-14	1-1/16	0.500	2.614	1.374
212-1JSS-112	1J12-12MPSS	3/4	3/4-14	1-1/16	0.625	2.676	1.526
212-1JSS-116	1J12-16MPSS	3/4	1 - 11-1/2	1-3/8	0.625	2.926	1.676
216-1JSS-116	1J16-16MPSS	1	1 - 11-1/2	1-3/8	0.843	3.172	1.702

1J ONE-PIECE BITE THE WIRE FITTINGS FOR SAE 100R1AT, 100R2AT, 100R5, 100R16, 100R17, HYDRA-LITE I & II, AND HYDRA-MAX



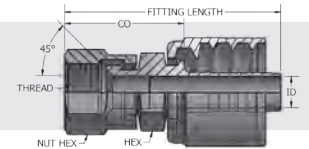
NPTF Swivel Male Stem

Leakage may occur at low pressure



PART NUMBER	JONES ID#	HOSE I.D.	THREAD	NUT HEX	STEM I.D.	FITTING LENGTH	-CO- CUTOFF
204-1J-202	1J04-02MPX	1/4	1/8-27	1/2	0.142	2.082	1.092
204-1J-204	1J04-04MPX	1/4	1/4-18	11/16	0.156	2.445	1.440
204-1J-206	1J04-06MPX	1/4	3/8-18	13/16	0.156	2.595	1.625
204-1J-208	1J04-08MPX	1/4	1/2-14	7/8	0.156	2.785	1.795
206-1J-204	1J06-04MPX	3/8	1/4-18	11/16	0.220	2.590	1.605
206-1J-206	1J06-06MPX	3/8	3/8-18	13/16	0.296	2.590	1.625
206-1J-208	1J06-08MPX	3/8	1/2-14	7/8	0.296	2.780	1.810
208-1J-206	1J08-06MPX	1/2	3/8-18	1	0.296	2.835	1.605
208-1J-208	1J08-08MPX	1/2	1/2-14	1	0.406	3.035	1.800
210-1J-212	1J10-12MPX	5/8	3/4-14	1-5/16	0.500	3.080	1.855
212-1J-208	1J12-08MPX	3/4	1/2-14	1-5/16	0.439	3.125	1.890
212-1J-212	1J12-12MPX	3/4	3/4-14	1-5/16	0.625	3.135	1.885
216-1J-216	1J16-16MPX	1	1-11-1/2	1-5/8	0.844	3.760	2.300
220-1J-220	1J20-20MPX	1-1/4	1-1/4-11-1/2	1-3/4	0.937	4.395	2.480

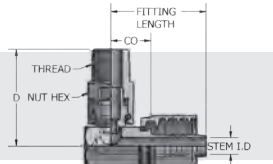
SAE 45° Swivel Female Stem



PART NUMBER	JONES ID#	HOSE I.D.	THREAD	NUT HEX	STEM I.D.	FITTING LENGTH	-CO- CUTOFF	
204-1J-404	1J04-04SFX	1/4	7/16-20	5/8	9/16	0.156	2.075	1.075
204-1J-405	1J04-05SFX	1/4	1/2-20	5/8	11/16	0.156	2.145	1.145
204-1J-406	1J04-06SFX	1/4	5/8-18	5/8	3/4	0.156	2.210	1.215
206-1J-404	1J06-04SFX	3/8	7/16-20	11/16	9/16	0.296	2.075	1.075
206-1J-406	1J06-06SFX	3/8	5/8-18	11/16	3/4	0.296	2.195	1.195
206-1J-408	1J06-08SFX	3/8	3/4-16	11/16	7/8	0.296	2.260	1.245
208-1J-406	1J08-06SFX	1/2	5/8-18	13/16	3/4	0.296	2.492	1.253
208-1J-408	1J08-08SFX	1/2	3/4-16	13/16	7/8	0.406	2.540	1.280
208-1J-410	1J08-10SFX	1/2	7/8-14	13/16	1-1/16	0.406	2.625	1.395
210-1J-410	1J10-10SFX	5/8	7/8-14	1	1-1/16	0.500	2.645	1.415
210-1J-412	1J10-12SFX	5/8	1-1/16-14	1	1-1/4	0.500	2.770	1.510
212-1J-410	1J12-10SFX	3/4	7/8-14	1-1/16	1-1/16	0.625	2.724	1.474
212-1J-412	1J12-12SFX	3/4	1-1/16-14	1-1/16	1-1/4	0.625	2.805	1.555

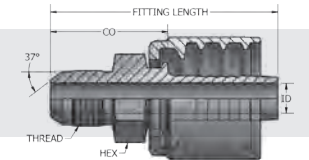
NPTF Swivel Male One-Piece - 90°

Leakage may occur at low pressure



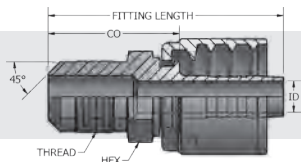
PART NUMBER	JONES ID#	HOSE I.D.	THREAD	NUT HEX	STEM I.D.	D-DROP	FITTING LENGTH	-CO- CUTOFF
204-1J-204-90	1J04-04MPX90	1/4	1/4-18	11/16	0.156	1.536	1.676	0.686
204-1J-206-90	1J04-06MPX90	1/4	3/8-18	13/16	0.156	1.700	1.700	0.710
206-1J-204-90	1J06-04MPX90	3/8	1/4-18	11/16	0.296	1.530	1.730	0.710
206-1J-206-90	1J06-06MPX90	3/8	3/8-18	13/16	0.296	1.645	1.730	0.710
206-1J-208-90	1J06-08MPX90	3/8	1/2-14	7/8	0.296	1.798	1.730	0.710
208-1J-206-90	1J08-06MPX90	1/2	3/8-18	13/16	0.406	1.895	2.060	0.820
208-1J-208-90	1J08-08MPX90	1/2	1/2-14	1	0.406	1.952	2.060	0.820
208-1J-212-90	1J08-12MPX90	1/2	3/4-14	1-5/16	0.406	2.300	2.300	1.240
212-1J-212-90	1J12-12MPX90	3/4	3/4-14	1-5/16	0.625	2.300	2.350	1.100
216-1J-216-90	1J16-16MPX90	1	1-11-1/2	1-5/8	0.845	2.812	4.065	1.140

JIC 37° Solid Male Stem



PART NUMBER	JONES ID#	HOSE I.D.	THREAD	HEX	STEM I.D.	FITTING LENGTH	-CO- CUTOFF
204-1J-504	1J04-04MJ	1/4	7/16-20	5/8	0.156	2.003	1.014
204-1J-505	1J04-05MJ	1/4	1/2-20	5/8	0.156	2.019	1.029
204-1J-506	1J04-06MJ	1/4	9/16-18	5/8	0.156	2.013	1.023
204-1J-507	1J04-07MJ	1/4	5/8-18	5/8	0.156	2.082	1.092
206-1J-506	1J06-06MJ	3/8	9/16-18	11/16	0.265	2.045	1.055
206-1J-508	1J06-08MJ	3/8	3/4-16	3/4	0.296	2.145	1.155
206-1J-510	1J06-10MJ	3/8	7/8-14	7/8	0.296	2.239	1.249
208-1J-508	1J08-08MJ	1/2	3/4-16	13/16	0.406	2.468	1.218
208-1J-510	1J08-10MJ	1/2	7/8-14	7/8	0.406	2.562	1.312
208-1J-512	1J08-12MJ	1/2	1-1/16-12	1-1/16	0.406	2.669	1.429
210-1J-508	1J10-08MJ	5/8	3/4-16	1	0.390	2.468	1.218
210-1J-510	1J10-10MJ	5/8	7/8-14	1	0.468	2.552	1.312
210-1J-512	1J10-12MJ	5/8	1-1/16-12	1-1/16	0.500	2.731	1.491
212-1J-510	1J12-10MJ	3/4	7/8-14	1-1/16	0.468	2.676	1.426
212-1J-512	1J12-12MJ	3/4	1-1/16-12	1-1/8	0.625	2.793	1.543
212-1J-514	1J12-14MJ	3/4	1-3/16-12	1-1/4	0.625	2.793	1.543
212-1J-516	1J12-16MJ	3/4	1-5/16-12	1-3/8	0.625	2.837	1.587
216-1J-516	1J16-16MJ	1	1-5/16-12	1-5/8	0.844	3.146	1.676
216-1J-520	1J16-20MJ	1	1-5/8-12	1-5/8	0.844	3.139	1.664
220-1J-520	1J20-20MJ	1-1/4	1-5/8-12	1-3/4	1.062	3.932	1.993
220-1J-524	1J20-24MJ	1-1/4	1-7/8-12	2	1.062	4.067	2.118

SAE 45° Solid Male Stem



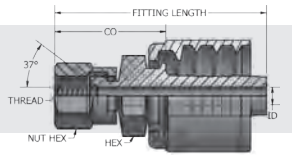
PART NUMBER	JONES ID#	HOSE I.D.	THREAD	HEX	STEM I.D.	FITTING LENGTH	-CO- CUTOFF
204-1J-303	1J04-03MS	1/4	3/8-24	5/8	0.156	1.895	0.905
204-1J-304	1J04-04MS	1/4	7/16-20	5/8	0.156	1.958	0.968
204-1J-305	1J04-05MS	1/4	1/2-20	5/8	0.156	2.019	1.029
204-1J-306	1J04-06MS	1/4	5/8-18	11/16	0.156	2.082	1.092
206-1J-306	1J06-06MS	3/8	5/8-18	11/16	0.296	2.082	1.092
206-1J-308	1J06-08MS	3/8	3/4-16	11/16	0.296	2.239	1.249
208-1J-308	1J08-08MS	1/2	3/4-16	13/16	0.406	2.552	1.312
208-1J-310	1J08-10MS	1/2	7/8-14	7/8	0.406	2.682	1.442
210-1J-310	1J10-10MS	5/8	7/8-14	1	0.468	2.682	1.442
212-1J-312	1J12-12MS	3/4	1-1/16-14	1-1/2	0.625	2.926	1.676

1J ONE-PIECE FITTINGS

11

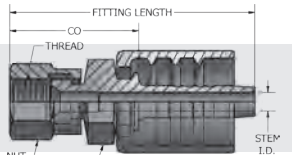
1J ONE-PIECE BITE THE WIRE FITTINGS FOR SAE 100R1AT, 100R2AT, 100R5, 100R16, 100R17, HYDRA-LITE I & II, AND HYDRA-MAX

JIC 37° Swivel Female Stem



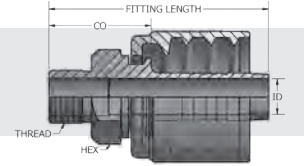
PART NUMBER	JONES ID#	HOSE I.D.	THREAD	STEM HEX	NUT HEX	STEM I.D.	FITTING LENGTH	-CO-CUTOFF
204-1J-603	1J04-03FJ	1/4	3/8-24	5/8	1/2	0.156	2.063	1.073
204-1J-604	1J04-04FJ	1/4	7/16-20	5/8	9/16	0.156	2.075	1.070
204-1J-605	1J04-05FJ	1/4	1/2-20	5/8	11/16	0.156	2.130	1.125
204-1J-606	1J04-06FJ	1/4	9/16-18	5/8	3/4	0.156	2.115	1.120
206-1J-604	1J06-04FJ	3/8	7/16-20	11/16	9/16	0.171	2.064	1.074
206-1J-606	1J06-06FJ	3/8	9/16-18	11/16	3/4	0.296	2.110	1.105
206-1J-608	1J06-08FJ	3/8	3/4-16	11/16	7/8	0.296	2.245	1.245
206-1J-610	1J06-10FJ	3/8	7/8-14	13/16	1-1/16	0.296	2.345	1.345
208-1J-606	1J08-06FJ	1/2	9/16-18	13/16	3/4	0.296	2.420	1.165
208-1J-608	1J08-08FJ	1/2	3/4-16	13/16	7/8	0.406	2.550	1.310
208-1J-610	1J08-10FJ	1/2	7/8-14	13/16	1-1/16	0.406	2.610	1.370
208-1J-612	1J08-12FJ	1/2	1-1/16-12	1	1-1/4	0.406	2.735	1.505
210-1J-608	1J10-08FJ	5/8	3/4-16	1	7/8	0.406	2.535	1.295
210-1J-610	1J10-10FJ	5/8	7/8-14	1	1-1/16	0.500	2.645	1.405
210-1J-612	1J10-12FJ	5/8	1-1/16-12	1	1-1/4	0.500	2.735	1.485
210-1J-614	1J10-14FJ	5/8	1-3/16-12	1-1/8	1-3/8	0.500	2.765	1.520
212-1J-610	1J12-10FJ	3/4	7/8-14	1-1/16	1-1/16	0.500	2.745	1.490
212-1J-612	1J12-12FJ	3/4	1-1/16-12	1-1/16	1-1/4	0.625	2.810	1.570
212-1J-614	1J12-14FJ	3/4	1-3/16-12	1-1/8	1-3/8	0.625	2.830	1.585
212-1J-616	1J12-16FJ	3/4	1-5/16-12	1-1/4	1-1/2	0.625	2.920	1.700
216-1J-612	1J16-12FJ	1	1-1/16-12	1-3/8	1-1/4	0.718	3.040	1.580
216-1J-614	1J16-14FJ	1	1-3/16-12	1-3/8	1-3/8	0.844	3.055	1.600
216-1J-616	1J16-16FJ	1	1-5/16-12	1-3/8	1-1/2	0.844	3.175	1.720
216-1J-620	1J16-20FJ	1	1-5/8-12	1-1/2	2	0.844	3.175	1.825
220-1J-616	1J20-16FJ	1-1/4	1-5/16-12	1-3/4	1-1/4	1.062	4.142	2.217
220-1J-620	1J20-20FJ	1-1/4	1-5/8-12	1-3/4	2	1.062	4.155	2.195

JIC 37° Swivel Female One-Piece - Stainless Steel Type 316



PART NUMBER	JONES ID#	HOSE I.D.	THREAD	STEM HEX	NUT HEX	STEM I.D.	FITTING LENGTH	-CO-CUTOFF
204-1JSS-604	1J04-04FJSS	1/4	7/16-20	5/8	9/16	0.156	2.075	1.070
204-1JSS-606	1J04-06FJSS	1/4	9/16-18	5/8	3/4	0.156	2.115	1.120
206-1JSS-604	1J06-04FJSS	3/8	7/16-20	11/16	9/16	0.171	2.064	1.074
206-1JSS-606	1J06-06FJSS	3/8	9/16-18	11/16	3/4	0.296	2.110	1.105
206-1JSS-608	1J06-08FJSS	3/8	3/4-16	11/16	7/8	0.296	2.245	1.245
208-1JSS-606	1J08-06FJSS	1/2	9/16-18	13/16	3/4	0.296	2.420	1.165
208-1JSS-608	1J08-08FJSS	1/2	3/4-16	13/16	7/8	0.406	2.550	1.310
208-1JSS-610	1J08-10FJSS	1/2	7/8-14	13/16	1-1/16	0.406	2.610	1.370
208-1JSS-612	1J08-12FJSS	1/2	1-1/16-12	1	1-1/4	0.406	2.735	1.505
210-1JSS-610	1J10-10FJSS	5/8	7/8-14	1	1-1/16	0.500	2.645	1.405
210-1JSS-612	1J10-12FJSS	5/8	1-1/16-12	1	1-1/4	0.500	2.735	1.485
212-1JSS-612	1J12-12FJSS	3/4	1-1/16-12	1-1/16	1-1/4	0.625	2.810	1.570
212-1JSS-616	1J12-16FJSS	3/4	1-5/16-12	1-1/4	1-1/2	0.625	2.920	1.700
216-1JSS-612	1J16-12FJSS	1	1-1/16-12	1-3/8	1-1/4	0.718	3.040	1.580
216-1JSS-616	1J16-16FJSS	1	1-5/16-12	1-3/8	1-1/2	0.844	3.175	1.720

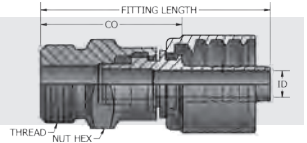
ORB Solid Male Stem



PART NUMBER	JONES ID#	HOSE I.D.	THREAD	HEX	STEM I.D.	FITTING LENGTH	-CO-CUTOFF
204-1J-704	1J04-04MB	1/4	7/16-20	5/8	0.156	1.817	0.827
204-1J-705	1J04-05MB	1/4	1/2-20	5/8	0.156	1.817	0.827
204-1J-706	1J04-06MB	1/4	9/16-18	11/16	0.156	1.849	0.859
204-1J-708	1J04-08MB	1/4	3/4-16	13/16	0.154	2.017	1.027
206-1J-704	1J06-04MB	3/8	7/16-20	11/16	0.250	1.849	0.859
206-1J-705	1J06-05MB	3/8	1/2-20	11/16	0.296	1.849	0.859
206-1J-706	1J06-06MB	3/8	9/16-18	3/4	0.296	1.943	0.953
206-1J-708	1J06-08MB	3/8	3/4-16	7/8	0.296	2.017	1.027
206-1J-710	1J06-10MB	3/8	7/8-14	1	0.296	2.052	1.062
206-1J-712	1J06-12MB	3/8	1-1/16-12	1-1/4	0.296	2.209	1.219
208-1J-708	1J08-08MB	1/2	3/4-16	7/8	0.406	2.240	1.000
208-1J-710	1J08-10MB	1/2	7/8-14	1	0.406	2.312	1.062
208-1J-712	1J08-12MB	1/2	1-1/16-12	1-1/4	0.406	2.427	1.187
210-1J-708	1J10-08MB	5/8	3/4-16	1-1/8	0.500	2.271	1.031
210-1J-710	1J10-10MB	5/8	7/8-14	1	0.500	2.518	1.278
210-1J-712	1J10-12MB	5/8	1-1/16-12	1-1/4	0.500	2.468	1.218
212-1J-710	1J12-10MB	3/4	7/8-14	1-1/16	0.625	2.333	1.083
212-1J-712	1J12-12MB	3/4	1-1/16-12	1-1/4	0.625	2.520	1.270
212-1J-714	1J12-14MB	3/4	1-3/16-12	1-3/8	0.625	2.520	1.270
212-1J-716	1J12-16MB	3/4	1-5/16-12	1-1/2	0.625	2.520	1.270
216-1J-712	1J16-12MB	1	1-1/16-12	1-3/8	0.844	2.829	1.359
216-1J-714	1J16-14MB	1	1-3/16-12	1-3/8	0.844	2.829	1.359
216-1J-716	1J16-16MB	1	1-5/16-12	1-1/2	0.844	2.829	1.359
220-1J-720	1J20-20MB	1-1/4	1-5/8-12	1-3/4	1.062	3.568	1.646

ORB Swivel Male Stem

Leakage may occur at low pressure



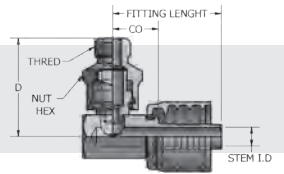
PART NUMBER	JONES ID#	HOSE I.D.	THREAD	NUT HEX	STEM I.D.	FITTING LENGTH	-CO-CUTOFF
204-1J-804	1J04-04MBX	1/4	7/16-20	11/16	0.156	2.340	1.340
204-1J-805	1J04-05MBX	1/4	1/2-20	11/16	0.156	2.340	1.340
204-1J-806	1J04-06MBX	1/4	9/16-18	11/16	0.156	2.350	1.365
204-1J-808	1J04-08MBX	1/4	3/4-16	7/8	0.156	2.378	1.393
206-1J-806	1J06-06MBX	3/8	9/16-18	11/16	0.296	2.400	1.405
206-1J-808	1J06-08MBX	3/8	3/4-16	7/8	0.296	2.355	1.365
206-1J-810	1J06-10MBX	3/8	7/8-14	1	0.296	2.565	1.570
208-1J-808	1J08-08MBX	1/2	3/4-16	1	0.406	2.730	1.500
208-1J-810	1J08-10MBX	1/2	7/8-14	1	0.406	2.775	1.535
210-1J-810	1J10-10MBX	5/8	7/8-14	1	0.500	2.775	1.535
210-1J-812	1J10-12MBX	5/8	1-1/16-12	1-5/16	0.625	2.350	1.890
212-1J-812	1J12-12MBX	3/4	1-1/16-12	1-5/16	0.627	3.068	1.818
212-1J-814	1J12-14MBX	3/4	1-3/16-12	1-5/16	0.625	2.960	1.720

1J ONE-PIECE BITE THE WIRE FITTINGS FOR SAE 100R1AT, 100R2AT, 100R5, 100R16, 100R17, HYDRA-LITE I & II, AND HYDRA-MAX



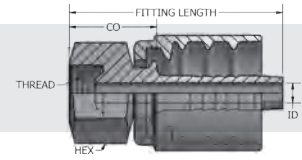
ORB Swivel Male - 90° One-Piece

Leakage may occur at low pressure



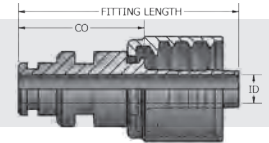
PART NUMBER	JONES ID#	HOSE I.D.	THREAD	NUT HEX	STEM I.D.	D-DROP	FITTING LENGTH	-CO-CUTOFF
204-1J-804-90	1J04-04MBX90	1/4	7/16-20	11/16	0.156	1.416	1.680	.690
204-1J-805-90	1J04-05MBX90	1/4	1/2-20	11/16	0.156	1.426	1.680	.690
204-1J-806-90	1J04-06MBX90	1/4	9/16-18	11/16	0.156	1.426	1.680	.690
204-1J-808-90	1J04-08MBX90	1/4	3/4-16	7/8	0.156	1.470	1.700	.710
206-1J-806-90	1J06-06MBX90	3/8	9/16-18	11/16	0.218	1.426	1.680	.690
206-1J-808-90	1J06-08MBX90	3/8	3/4-16	7/8	0.296	1.470	1.700	.710
206-1J-810-90	1J06-10MBX90	3/8	7/8-14	1	0.296	1.780	1.680	.690
208-1J-808-90	1J08-08MBX90	1/2	3/4-16	1	0.406	1.660	2.080	.840
208-1J-810-90	1J08-10MBX90	1/2	7/8-14	1	0.406	1.725	2.050	.810
208-1J-812-90	1J08-12MBX90	1/2	1-1/16-12	1 5/16	0.406	2.144	2.230	.990
210-1J-812-90	1J10-12MBX90	5/8	1-1/16-12	1 5/16	0.500	2.144	2.261	1.062
212-1J-812-90	1J12-12MBX90	3/4	1-1/16-12	1 5/16	0.625	2.125	2.285	.990

45° Solid Female Inverted Flare Stem



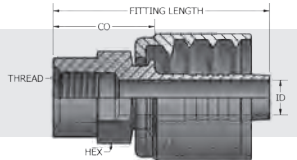
PART NUMBER	JONES ID#	HOSE I.D.	THREAD	HEX	STEM I.D.	FITTING LENGTH	-CO-CUTOFF
204-1J-904-IF	1J04-04FPIF	1/4	7/16-24	11/16	0.156	1.677	0.687
204-1J-905-IF	1J04-05FPIF	1/4	1/2-20	11/16	0.156	1.677	0.687
204-1J-906-IF	1J04-06FPIF	1/4	5/8-18	3/4	0.156	1.677	0.687
206-1J-904-IF	1J06-04FPIF	3/8	7/16-24	3/4	0.296	1.612	0.622
206-1J-905-IF	1J06-05FPIF	3/8	1/2-20	3/4	0.296	1.612	0.622
206-1J-906-IF	1J06-06FPIF	3/8	5/8-18	3/4	0.296	1.612	0.622
206-1J-908-IF	1J06-08FPIF	3/8	3/4-18	1	0.296	1.612	0.622
208-1J-908-IF	1J08-08FPIF	1/2	3/4-18	1	0.406	1.927	0.687

Male "O"-Lok Stem



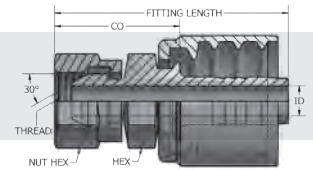
PART NUMBER	JONES ID#	HOSE I.D.	MALE SIZE	STEM I.D.	FITTING LENGTH	-CO-CUTOFF
204-1J-S04	1J04-04MOLK	1/4	1/4	0.156	2.307	1.317
206-1J-S06	1J06-06MOLK	3/8	3/8	0.296	2.312	1.322
208-1J-S08	1J08-08MOLK	1/2	1/2	0.406	2.567	1.307
212-1J-S12	1J12-12MOLK	3/4	3/4	0.625	2.619	1.369
216-1J-S16	1J16-16MOLK	1	1	0.843	3.370	1.600
220-1J-S20	1J20-20MOLK	1-1/4	1-1/4	1.062	3.683	1.764

NPTF Solid Female Stem



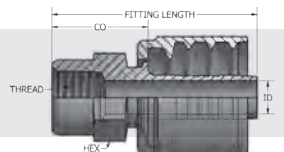
PART NUMBER	JONES ID#	HOSE I.D.	THREAD	NUT HEX	STEM I.D.	FITTING LENGTH	-CO-CUTOFF
204-1J-902	1J04-02FP	1/4	1/8-27	5/8	0.156	1.864	0.874
204-1J-904	1J04-04FP	1/4	1/4-18	11/16	0.156	1.864	0.874
204-1J-906	1J04-06FP	1/4	3/8-18	13/16	0.156	2.052	1.782
206-1J-904	1J06-04FP	3/8	1/4-18	11/16	0.296	1.864	0.874
206-1J-906	1J06-06FP	3/8	3/8-18	13/16	0.296	1.989	0.999
206-1J-908	1J06-08FP	3/8	1/2-14	1	0.296	2.130	1.140
208-1J-906	1J08-06FP	1/2	3/8-18	13/16	0.406	2.130	1.140
208-1J-908	1J08-08FP	1/2	1/2-14	1	0.406	2.390	1.140
212-1J-912	1J12-12FP	3/4	3/4-14	1-1/4	0.625	2.676	1.426
216-1J-916	1J16-16FP	1	1-11-1/2	1-1/2	0.844	3.031	1.561
220-1J-920	1J20-20FP	1-1/4	1-1/4-11-1/2	1-7/8	1.062	3.756	1.834

NPSM Swivel Female Stem



PART NUMBER	JONES ID#	HOSE I.D.	THREAD	STEM HEX	NUT HEX	STEM I.D.	FITTING LENGTH	-CO-CUTOFF
204-1J-4 FPX	1J04-04FPX	1/4	1/4-18	5/8	11/16	0.156	2.017	1.027
204-1J-6 FPX	1J04-06FPX	1/4	3/8-18	5/8	7/8	0.156	2.120	1.143
206-1J-4 FPX	1J06-04FPX	3/8	1/4-18	11/16	11/16	0.250	2.040	1.079
206-1J-6 FPX	1J06-06FPX	3/8	3/8-18	11/16	7/8	0.296	2.142	1.153
206-1J-8 FPX	1J06-08FPX	3/8	1/2-14	13/16	1	0.296	2.253	1.263
208-1J-8 FPX	1J08-08FPX	1/2	1/2-14	13/16	1	0.406	2.470	1.230
210-1J-12 FPX	1J10-12FPX	5/8	3/4-14	1 1/8	1 1/4	0.505	2.628	1.178
212-1J-12 FPX	1J12-12FPX	3/4	3/4-14	1-1/8	1-1/4	0.625	2.769	1.519
216-1J-16 FPX	1J16-16FPX	1	1-11-1/2	1-3/8	1-1/2	0.843	2.980	1.520
220-1J-20 FPX	1J20-20FPX	1-1/4	1-1/4-11-1/2	1-3/4	1-7/8	1.062	4.054	1.705

Solid Female Grease Fitting Stem



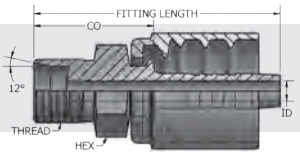
PART NUMBER	JONES ID#	HOSE I.D.	THREAD	NUT HEX	STEM I.D.	FITTING LENGTH	-CO-CUTOFF
204-1JSP-908	1J04-08FPSP	1/4	1/2-27	1-1/16	0.156	1.864	0.874
206-1JSP-908	1J06-08FPSP	3/8	1/2-27	1-1/16	0.296	1.864	0.874

1J ONE-PIECE FITTINGS

11

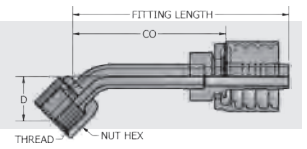
1J ONE-PIECE BITE THE WIRE FITTINGS FOR SAE 100R1AT, 100R2AT, 100R5, 100R16, 100R17, HYDRA-LITE I & II, AND HYDRA-MAX

Male Flareless Stem



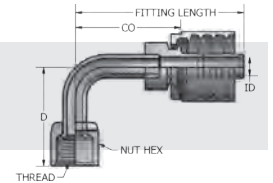
PART NUMBER	JONES ID#	HOSE I.D.	THREAD	HEX	STEM I.D.	FITTING LENGTH	-CO- CUTOFF
204-1J-E04	1J04-04MF	1/4	7/16-20	5/8	0.156	1.911	0.921
204-1J-E05	1J04-05MF	1/4	1/2-20	5/8	0.156	1.926	0.921
204-1J-E06	1J04-06MF	1/4	9/16-18	5/8	0.156	1.927	0.937
206-1J-E04	1J06-04MF	3/8	7/16-20	11/16	0.234	1.943	0.953
206-1J-E05	1J06-05MF	3/8	1/2-20	11/16	0.234	1.942	0.952
206-1J-E06	1J06-06MF	3/8	9/16-18	11/16	0.296	1.959	0.969
206-1J-E08	1J06-08MF	3/8	3/4-16	13/16	0.296	2.051	1.061
208-1J-E08	1J08-08MF	1/2	3/4-16	13/16	0.406	2.365	1.125
208-1J-E10	1J08-10MF	1/2	7/8-14	1	0.406	2.437	1.187
208-1J-E11	1J08-11MF	1/2	15/16-16	1	0.406	2.427	1.187
212-1J-E12	1J12-12MF	3/4	1-1/16-12	1 1/8	0.625	2.614	1.364
216-1J-E16	1J16-16MF	1	1-5/16-12	1 3/8	0.846	2.923	1.453
216-1JSP-E16	1J16-16MFSP	1	1-5/16-16	1 5/8	0.844	2.923	1.453
216-1J-E20	1J16-20MF	1	1-5/8-12	1 3/4	0.844	2.923	1.453

SAE 45° Swivel Female 45° Bent Tube Short Drop



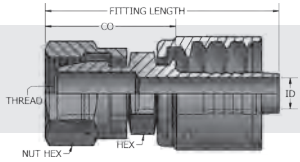
PART NUMBER	JONES ID#	HOSE I.D.	THREAD	NUT HEX	-D- DROP	FITTING LENGTH	-CO- CUTOFF
206-1JS-486	1J06-06FS45S	3/8	5/8-18	3/4	0.410	3.005	2.015
206-1JS-488	1J06-08FS45S	3/8	3/4-16	7/8	0.550	3.355	2.365
212-1JS-492	1J12-12FS45S	3/4	1 1/16-12	1 1/4	0.780	4.145	2.895

SAE 45° Swivel Female Stem 90° Bent Tube Short Drop



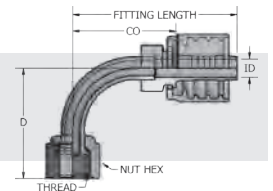
PART NUMBER	JONES ID#	HOSE I.D.	THREAD	NUT HEX	-D- DROP	FITTING LENGTH	-CO- CUTOFF
206-1JS-466	1J06-06FS90S	3/8	5/8-18	3/4	0.850	2.655	1.665
206-1JS-468	1J06-08FS90S	3/8	3/4-16	7/8	1.170	2.750	1.760
208-1JS-468	1J08-08FS90S	1/2	3/4-16	7/8	1.090	2.870	1.620
212-1JS-472	1J12-12FS90S	3/4	1 1/16-12	1 1/4	1.890	4.005	2.755

Swivel Female Flareless 24° Cone For Flareless Sleeve and Nut



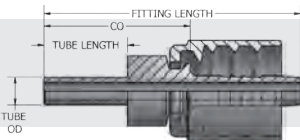
PART NUMBER	JONES ID#	HOSE I.D.	THREAD	STEM I.D.	NUT HEX	FITTING LENGTH	-CO- CUTOFF	
204-1JMF-X-4	1J04-4FXF	1/4	7/16-20	5/8	9/16	0.156	2.202	1.237
204-1JMF-X-5	1J04-5FXF	1/4	1/2-20	5/8	11/16	0.156	2.148	1.158
206-1JMF-X-6	1J06-6FXF	3/8	9/16-18	11/16	3/4	0.296	2.150	1.160
206-1JMF-X-8	1J06-8FXF	3/8	3/4-16	11/16	7/8	0.296	2.129	1.139
208-1JMF-X-8	1J08-8FXF	1/2	3/4-16	13/16	7/8	0.406	2.389	1.139
208-1JMF-X-10	1J08-10FXF	1/2	7/8-14	13/16	1-1/16	0.406	2.558	1.308
208-1JMF-X-11	1J08-11FXF	1/2	15/16-16	1	1-1/8	0.406	2.628	1.378
212-1JMF-X-12	1J12-12FXF	3/4	1-1/16-12	1-1/16	1-1/4	0.625	3.017	1.777
216-1JMF-X-16	1J16-16FXF	1	1-5/16-12	1-3/8	1-1/2	0.844	3.487	2.032
216-1JMF-XSP-16	1J16-16FXFSP	1	1-5/16-12	1-3/8	1-1/2	0.844	3.487	2.032

SAE 45° Swivel Female 90° Bent Tube Medium Drop



PART NUMBER	JONES ID#	HOSE I.D.	THREAD	NUT HEX	-D- DROP	FITTING LENGTH	-CO- CUTOFF
204-1JM-464	1J04-04FS90M	1/4	7/16-20	9/16	0.880	2.415	1.425
206-1JM-466	1J06-06FS90M	3/8	5/8-18	3/4	1.400	2.655	1.665

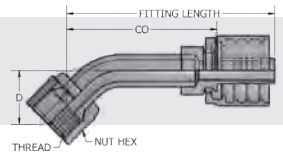
Inch Stand Pipe



PART NUMBER	JONES ID#	HOSE I.D.	TUBE O.D.	TUBE LENGTH	FITTING LENGTH	-CO- CUTOFF
204-1JST-4	1J04-4SP	1/4	1/4	0.750	2.302	1.312
204-1JST-6	1J04-6SP	1/4	3/8	0.875	2.427	1.437
406-1JST-6	1J06-6SP	3/8	3/8	1.000	2.677	1.687
406-1JST-8	1J06-8SP	3/8	1/2	1.000	2.597	1.687
408-1JST-8	1J08-8SP	1/2	1/2	1.000	2.937	1.687
408-1JST-10	1J08-10SP	1/2	5/8	1.000	2.847	1.687
410-1JST-12	1J10-12SP	5/8	3/4	1.125	3.003	1.843
212-1JST-12	1J12-12SP	3/4	3/4	1.125	3.691	1.836
216-1JST-16	1J16-16SP	1	1	1.250	4.050	2.000

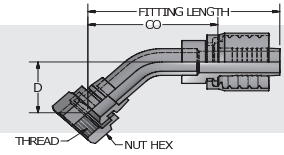
1J ONE-PIECE BITE THE WIRE FITTINGS FOR SAE 100RIAT, 100R2AT, 100R5, 100R16,

JIC 37° Swivel Female Stem 45° Bent Tube Short Drop



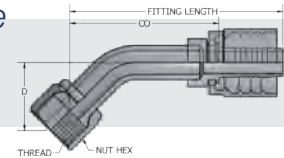
PART NUMBER	JONES ID#	HOSE I.D.	THREAD	HEX	-D- DROP	FITTING LENGTH	-CO- CUTOFF
204-1JS-684	1J04-04FJ45S	1/4	7/16-20	9/16	0.330	2.685	1.695
204-1JS-685	1J04-05FJ45S	1/4	1/2-20	5/8	0.360	2.785	1.795
204-1JS-686	1J04-06FJ45S	1/4	9/16-18	11/16	0.410	3.005	2.015
206-1JS-686	1J06-06FJ45S	3/8	9/16-18	11/16	0.410	3.005	2.015
206-1JS-688	1J06-08FJ45S	3/8	3/4-16	7/8	0.550	3.355	2.365
208-1JS-688	1J08-08FJ45S	1/2	3/4-16	7/8	0.550	3.553	2.303
208-1JS-690	1J08-10FJ45S	1/2	7/8-14	1	0.650	3.853	2.603
210-1JS-690	1J10-10FJ45S	5/8	7/8-14	1	0.650	3.870	2.620
210-1JS-692	1J10-12FJ45S	5/8	1-1/16 - 12	1-1/4	0.780	4.131	2.881
212-1JS-692	1J12-12FJ45S	3/4	1-1/16 - 12	1-1/4	0.780	4.145	2.895
212-1JS-694	1J12-14FJ45S	3/4	1-3/16 - 12	1-3/8	0.860	4.405	3.150
212-1JS-696	1J12-16FJ45S	3/4	1-5/16 - 12	1-1/2	0.890	4.555	3.300
216-1JS-692	1J16-12FJ45S	1	1-1/16 - 12	1-1/4	0.780	4.430	2.960
216-1JS-696	1J16-16FJ45S	1	1-5/16 - 12	1-1/2	0.890	4.430	2.960

JIC 37° Swivel Female Stem 45° Bent Tube Medium Drop Crimp Style



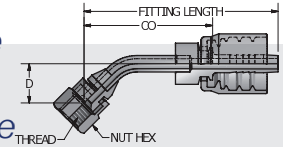
PART NUMBER	JONES ID#	HOSE I.D.	THREAD	HEX	-D- DROP	FITTING LENGTH	-CO- CUTOFF
210-1JMCS-690	1J10-10FJ90MCS	5/8	7/8-14	1 1/16	0.780	3.470	2.220

JIC 37° Swivel Female Stem 45° Bent Tube Long Drop



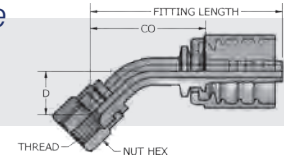
PART NUMBER	JONES ID#	HOSE I.D.	THREAD	HEX	-D- DROP	FITTING LENGTH	-CO- CUTOFF
206-1JL-686	1J06-06FJ45L	3/8	9/16-18	11/16	0.410	3.005	2.015
208-1JL-688	1J08-08FJ45L	1/2	3/4-16	7/8	0.700	3.740	2.490
208-1JL-690	1J08-10FJ45L	1/2	7/8-14	1	0.880	3.950	2.700
216-1JL-696	1J16-16FJ45L	1	1-5/16 - 12	1-1/2	1.330	4.960	3.490

JIC 37° Swivel Female Stem 45° Bent Tube Short Drop Crimp Style



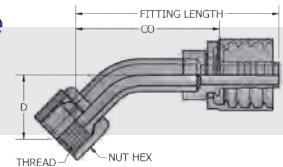
PART NUMBER	JONES ID#	HOSE I.D.	THREAD	HEX	-D- DROP	FITTING LENGTH	-CO- CUTOFF
204-1JSCS-684	1J04-04FJ45SCS	1/4	7/16-20	9/16	0.433	2.494	1.504
206-1JSCS-686	1J06-06FJ45SCS	3/8	9/16-18	3/4	0.472	2.565	1.575
206-1JSCS-688	1J06-08FJ45SCS	3/8	3/4-16	7/8	0.550	2.58	1.59
208-1JSCS-688	1J08-08FJ45SCS	1/2	3/4-16	7/8	0.590	2.995	1.745
210-1JSCS-690	1J10-10FJ45SCS	5/8	7/8-14	1 1/16	0.630	3.285	2.035
212-1JSCS-692	1J12-12FJ45SCS	3/4	1 1/16-12	1 1/4	0.827	3.821	2.571
216-1JSCS-696	1J16-16FJ45SCS	1	1 5/16-12	1 1/2	0.945	4.020	2.550

JIC 37° Swivel Female Stem 45° Bent Tube 316 Stainless Steel



PART NUMBER	JONES ID#	HOSE I.D.	THREAD	NUT HEX	-D- DROP	FITTING LENGTH	-CO- CUTOFF
204-1JS16-684	1J04-04FJS16SS	1/4	7/16-20	9/16	0.542	2.279	1.369
206-1JS16-686	1J06-06FJS16SS	3/8	9/16-18	11/16	0.657	2.560	1.57
208-1JS16-688	1J08-08FJS16SS	1/2	3/4-16	7/8	0.799	3.163	1.913
212-1JS16-692	1J12-12FJS16SS	3/4	1 1/16-12	1 1/4	0.835	4.137	2.282
216-1JS16-696	1J16-16FJS16SS	1	1 5/16-12	1 1/2	1.157	4.900	2.85

JIC 37° Swivel Female Stem 45° Bent Tube Medium Drop



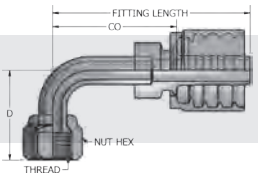
PART NUMBER	JONES ID#	HOSE I.D.	THREAD	HEX	-D- DROP	FITTING LENGTH	-CO- CUTOFF
204-1JM-684	1J04-04FJ45M	1/4	7/16-20	9/16	0.470	2.685	1.695
204-1JM-685	1J04-05FJ45M	1/4	1/2-20	5/8	0.590	2.785	1.790
204-1JM-686	1J04-06FJ45M	1/4	9/16-18	11/16	0.590	3.005	2.015
206-1JM-686	1J06-06FJ45M	3/8	9/16-18	11/16	0.590	3.005	2.015
206-1JM-688	1J06-08FJ45M	3/8	3/4-16	7/8	0.690	3.190	2.200
208-1JM-688	1J08-08FJ45M	1/2	3/4-16	7/8	0.690	3.553	2.303
208-1JM-690	1J08-10FJ45M	1/2	7/8-14	1	0.780	3.853	2.603
210-1JM-690	1J10-10FJ45M	5/8	7/8-14	1	0.780	3.865	2.620
210-1JM-692	1J10-12FJ45M	5/8	1-1/16 - 12	1-1/4	1.060	4.131	2.881
212-1JM-690	1J12-10FJ45M	3/4	7/8-14	1	0.780	3.890	2.640
212-1JM-692	1J12-12FJ45M	3/4	1-1/16 - 12	1-1/4	1.060	4.145	2.895
212-1JM-696	1J12-16FJ45M	3/4	1-5/16 - 12	1-1/2	1.160	4.565	3.315
216-1JM-696	1J16-16FJ45M	1	1-5/16 - 12	1-1/2	1.160	4.780	3.310
420-1JM-698	1J20-20FJ45M	1-1/4	1-5/8 - 12	2	1.300	6.840	4.917

1J ONE-PIECE FITTINGS

11

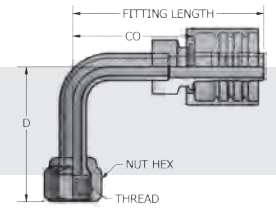
1J ONE-PIECE BITE THE WIRE FITTINGS FOR SAE 100R1AT, 100R2AT, 100R5, 100R16,

*JIC 37° Swivel Female
Stem 90° Bent Tube
Short Drop*



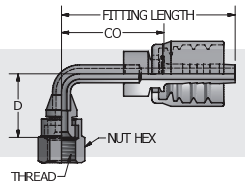
PART NUMBER	JONES ID#	HOSE I.D.	THREAD	HEX	-D- DROP	FITTING LENGTH	-CO- CUTOFF
204-1JS-664	1J04-04FJ90S	1/4	7/16-20	9/16	0.827	2.415	1.425
204-1JS-665	1J04-05FJ90S	1/4	1/2-20	5/8	0.906	2.500	1.510
204-1JS-666	1J04-06FJ90S	1/4	9/16-18	11/16	0.906	2.655	1.665
206-1JS-664	1J06-04FJ90S	3/8	7/16-20	9/16	0.906	2.655	1.665
206-1JS-666	1J06-06FJ90S	3/8	9/16-18	11/16	0.906	2.655	1.670
206-1JS-668	1J06-08FJ90S	3/8	3/4-16	7/8	1.142	2.750	1.760
208-1JS-666	1J08-06FJ90S	1/2	9/16-18	11/16	0.906	2.990	1.740
208-1JS-668	1J08-08FJ90S	1/2	3/4-16	7/8	1.142	3.010	1.760
208-1JS-670	1J08-10FJ90S	1/2	7/8-14	1	1.256	3.373	2.123
210-1JS-670	1J10-10FJ90S	5/8	7/8-14	1	1.256	3.385	2.135
210-1JS-672	1J10-12FJ90S	5/8	1-1/16-12	1-1/4	1.890	3.250	2.000
212-1JS-670	1J12-10FJ90S	3/4	7/8-14	1	1.256	3.415	2.160
212-1JS-672	1J12-12FJ90S	3/4	1-1/16-12	1-1/4	1.890	4.005	2.755
212-1JS-674	1J12-14FJ90S	3/4	1-3/16-12	1-3/8	2.000	4.370	3.120
212-1JS-676	1J12-16FJ90S	3/4	1-5/16-12	1-1/2	2.205	4.500	3.250
216-1JS-676	1J16-16FJ90S	1	1-5/16-12	1-1/2	2.205	4.720	3.250
420-1JS-678	1J20-20FJ90S	1-1/4	1-5/8-12	1-1/2	2.520	6.847	4.920

*JIC 37° Swivel Female
Stem 90° Bent Tube
Medium Drop*



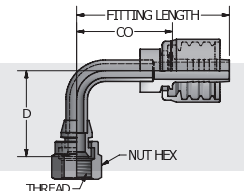
PART NUMBER	JONES ID#	HOSE I.D.	THREAD	HEX	-D- DROP	FITTING LENGTH	-CO- CUTOFF
204-1JM-664	1J04-04FJ90M	1/4	7/16-20	9/16	1.260	2.415	1.425
204-1JM-665	1J04-05FJ90M	1/4	1/2-20	5/8	1.260	2.505	1.515
204-1JM-666	1J04-06FJ90M	1/4	9/16-18	11/16	1.496	2.655	1.665
206-1JM-666	1J06-06FJ90M	3/8	9/16-18	11/16	1.496	2.655	1.665
206-1JM-668	1J06-08FJ90M	3/8	3/4-16	7/8	1.614	2.875	1.885
208-1JM-668	1J08-08FJ90M	1/2	3/4-16	7/8	1.614	3.073	1.823
208-1JM-670	1J08-10FJ90M	1/2	7/8-14	1	1.850	3.373	2.123
210-1JM-670	1J10-10FJ90M	5/8	7/8-14	1	1.850	3.385	2.135
210-1JM-672	1J10-12FJ90M	5/8	1-1/16-12	1-1/4	2.283	3.980	2.730
212-1JM-670	1J12-10FJ90M	3/4	7/8-14	1	1.850	3.415	2.165
212-1JM-672	1J12-12FJ90M	3/4	1-1/16-12	1-1/4	2.283	4.005	2.755
212-1JM-676	1J12-16FJ90M	3/4	1-5/16-12	1-3/8	2.795	4.490	3.240
216-1JM-676	1J16-16FJ90M	1	1-5/16-12	1-3/8	2.795	4.720	3.250
216-1JM-678	1J16-20FJ90M	1	1-5/8-12	1-1/2	3.070	5.870	4.400
420-1JM-678	1J20-20FJ90M	1-1/4	1-5/8-12	1-1/2	3.070	5.858	3.937

*JIC 37° Swivel Female
Stem 90° Bent Tube
Short Drop Crimp Style*



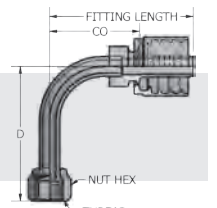
PART NUMBER	JONES ID#	HOSE I.D.	THREAD	HEX	-D- DROP	FITTING LENGTH	-CO- CUTOFF
204-1JSCS-664	1J04-04FJ90SCS	1/4	7/16-20	9/16	0.827	2.415	1.425
206-1JSCS-666	1J06-06FJ90SCS	3/8	9/16-18	3/4	0.906	2.655	1.665
206-1JSCS-668	1J06-08FJ90SCS	3/8	3/4-16	7/8	1.142	2.750	1.760
208-1JSCS-668	1J08-08FJ90SCS	1/2	3/4-16	7/8	1.142	3.010	1.760
210-1JSCS-670	1J10-10FJ90SCS	5/8	7/8-14	1 1/16	1.256	3.385	2.135
210-1JSCS-672	1J10-12FJ90SCS	5/8	1 1/16-12	1 1/4	1.890	3.385	2.135
212-1JSCS-672	1J12-12FJ90SCS	3/4	1 1/16-12	1 1/4	1.890	4.005	2.755
212-1JSCS-676	1J12-16FJ90SCS	3/4	1 5/16-12	1 1/2	2.205	4.005	2.755
216-1JSCS-676	1J16-16FJ90SCS	1	1 5/16-12	1 1/2	2.205	4.720	3.250

*JIC 37° Swivel
Female Stem 90°
Bent Tube Medium
Drop Crimp Style*



PART NUMBER	JONES ID#	HOSE I.D.	THREAD	HEX	-D- DROP	FITTING LENGTH	-CO- CUTOFF
206-1JMCS-666	1J06-06FJ90MCS	3/8	9/16-18	3/4	1.496	2.655	1.665
210-1JMCS-670	1J10-10FJ90MCS	5/8	7/8-14	1 1/16	1.850	3.385	2.135
216-1JMCS-676	1J16-16FJ90MCS	1	1 5/16-12	1 1/2	2.795	4.720	3.250

*JIC 37° Swivel Female
Stem 90° Bent Tube
Long Drop*

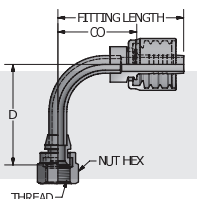


PART NUMBER	JONES ID#	HOSE I.D.	THREAD	HEX	-D- DROP	FITTING LENGTH	-CO- CUTOFF
204-1JL-664	1J04-04FJ90L	1/4	7/16-20	9/16	1.811	2.415	1.425
204-1JL-665	1J04-05FJ90L	1/4	1/2-20	5/8	1.811	2.505	1.515
204-1JL-666	1J04-06FJ90L	1/4	9/16-18	11/16	2.126	2.665	1.675
206-1JL-666	1J06-06FJ90L	3/8	9/16-18	11/16	2.126	2.655	1.670
206-1JL-668	1J06-08FJ90L	3/8	3/4-16	7/8	2.520	2.875	1.885
208-1JL-668	1J08-08FJ90L	1/2	3/4-16	7/8	2.520	3.073	1.823
208-1JL-670	1J08-10FJ90L	1/2	7/8-14	1	2.756	3.373	2.123
208-1JL-672	1J08-12FJ90L	1/2	1-1/16-12	1-1/4	3.780	3.980	2.730
210-1JL-670	1J10-10FJ90L	5/8	7/8-14	1	2.756	3.345	2.095
210-1JL-672	1J10-12FJ90L	5/8	1-1/16-12	1-1/4	3.780	3.985	2.735
212-1JL-672	1J12-12FJ90L	3/4	1-1/16-12	1-1/4	3.780	4.005	2.755
212-1JL-674	1J12-14FJ90L	3/4	1-3/16-12	1-3/8	3.930	4.135	2.885
212-1JL-676	1J12-16FJ90L	3/4	1-5/16-12	1-1/2	4.488	4.490	3.240
216-1JL-674	1J16-14FJ90L	1	1-3/16-12	1-3/8	4.488	4.360	2.890
216-1JL-676	1J16-16FJ90L	1	1-5/16-12	1-1/2	4.488	4.720	3.250

1J ONE-PIECE BITE THE WIRE FITTINGS FOR SAE 100R1AT, 100R2AT, 100R5, 100R16, 100R17, HYDRA-LITE I & II, AND HYDRA-MAX

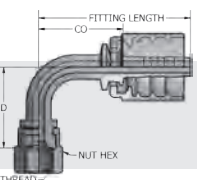


JIC 37° Swivel Female Stem 90° Bent Tube Long Drop Crimp Style



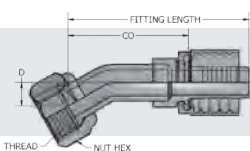
PART NUMBER	JONES ID#	HOSE I.D.	THREAD	HEX	D-DROP	FITTING LENGTH	-CO-CUTOFF
206-1JLCS-666	1J06-06FJ90LCS	3/8	9/16-18	3/4	2.126	2.655	1.665
208-1JLCS-668	1J08-08FJ90LCS	1/2	3/4-16	7/8	2.520	3.073	1.823
216-1JLCS-676	1J16-16FJ90LCS	1	1 5/16-12	1 1/2	4.448	4.720	3.250

JIC 37° Swivel Female Stem 90° Bent Tube 316 Stainless Steel



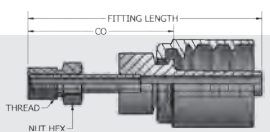
PART NUMBER	JONES ID#	HOSE I.D.	THREAD	NUT HEX	D-DROP	FITTING LENGTH	-CO-CUTOFF
204-1JS16-664	1J04-04FJ90S16SS	1/4	7/16-20	9/16	1.089	2.047	1.137
206-1JS16-666	1J06-06FJ90S16SS	3/8	9/16-18	9/16	1.390	2.365	1.375
208-1JS16-668	1J08-08FJ90S16SS	1/2	3/4-16	7/8	1.707	2.940	1.690
212-1JS16-672	1J12-12FJ90S16SS	3/4	1-1/16-12	1 1/4	2.172	4.109	2.254
216-1JS16-676	1J16-16FJ90S16SS	1	1-5/16-12	1 1/2	2.700	4.763	2.713

JIC 37° Swivel Female Stem 30° Bent Tube Short Drop



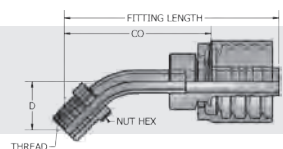
PART NUMBER	JONES ID#	HOSE I.D.	THREAD	HEX	D-DROP	FITTING LENGTH	-CO-CUTOFF
210-1JS-622	1J10-12FJ30S	5/8	1-1/16 - 12	1-1/4	0.480	3.736	2.486

SAE 45° Male Inverted Swivel Stem Straight Tube



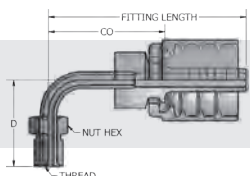
PART NUMBER	JONES ID#	HOSE I.D.	THREAD	NUT HEX	FITTING LENGTH	-CO-CUTOFF
204-1J-B03	1J04-03MIX	1/4	3/8-24	3/8	2.495	1.505
204-1J-B04	1J04-04MIX	1/4	7/16-24	7/16	2.555	1.565
204-1J-B05	1J04-05MIX	1/4	1/2-20	1/2	2.675	1.685
206-1J-B04	1J06-04MIX	3/8	7/16-24	7/16	2.555	1.565
206-1J-B05	1J06-05MIX	3/8	1/2-20	1/2	2.675	1.685
206-1J-B06	1J06-06MIX	3/8	5/8-18	5/8	2.715	1.725
206-1J-B07	1J06-07MIX	3/8	11/16-18	11/16	2.795	1.805
206-1J-B08	1J06-08MIX	3/8	3/4-18	3/4	2.915	1.925
208-1J-B06	1J08-06MIX	1/2	5/8-18	5/8	2.963	1.723
208-1J-B08	1J08-08MIX	1/2	3/4-18	3/4	3.163	1.923
208-1J-B10	1J08-10MIX	1/2	7/8-18	7/8	3.223	1.983

SAE 45° Male Inverted Swivel Stem 45° Bent Tube



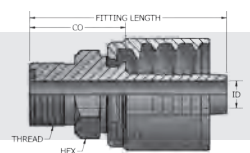
PART NUMBER	JONES ID#	HOSE I.D.	THREAD	NUT HEX	D-DROP	FITTING LENGTH	-CO-CUTOFF
204-1J-B43	1J04-03MIX45	1/4	3/8-24	3/8	0.530	2.605	1.615
204-1J-B44	1J04-04MIX45	1/4	7/16-24	7/16	0.570	2.775	1.780
204-1J-B45	1J04-05MIX45	1/4	1/2-20	1/2	0.650	2.965	1.975
206-1J-B44	1J06-04MIX45	3/8	7/16-24	7/16	0.570	2.775	1.780
206-1J-B45	1J06-05MIX45	3/8	1/2-20	1/2	0.650	2.965	1.975
206-1J-B46	1J06-06MIX45	3/8	5/8-18	5/8	0.710	3.115	2.125
206-1J-B47	1J06-07MIX45	3/8	11/16-18	11/16	0.760	3.241	2.240
206-1J-B48	1J06-08MIX45	3/8	3/4-18	3/4	0.850	3.445	2.450
208-1J-B48	1J08-08MIX45	1/2	3/4-18	3/4	0.850	3.505	2.515
208-1J-B50	1J08-10MIX45	1/2	7/8-18	7/8	0.960	3.903	2.660
210-1J-B48	1J10-08MIX45	5/8	3/4-18	3/4	0.850	3.920	2.683

SAE 45° Male Inverted Swivel Stem 90° Bent Tube



PART NUMBER	JONES ID#	HOSE I.D.	THREAD	NUT HEX	D-DROP	FITTING LENGTH	-CO-CUTOFF
204-1J-B63	1J04-03MIX90	1/4	3/8-24	3/8	0.970	2.295	1.300
204-1J-B64	1J04-04MIX90	1/4	7/16-24	7/16	1.100	2.495	1.505
204-1J-B65	1J04-05MIX90	1/4	1/2-20	1/2	1.280	2.675	1.680
206-1J-B64	1J06-04MIX90	3/8	7/16-24	7/16	1.100	2.495	1.500
206-1J-B65	1J06-05MIX90	3/8	1/2-20	1/2	1.280	2.675	1.680
206-1J-B66	1J06-06MIX90	3/8	5/8-18	5/8	1.450	2.845	1.855
206-1J-B67	1J06-07MIX90	3/8	11/16-18	11/16	1.600	2.995	2.005
206-1J-B68	1J06-08MIX90	3/8	3/4-18	3/4	1.780	3.175	2.180
208-1J-B68	1J08-08MIX90	1/2	3/4-18	3/4	1.780	3.423	2.185
208-1J-B70	1J08-10MIX90	1/2	7/8-18	7/8	2.090	3.673	2.430

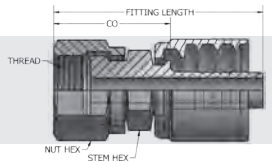
Solid Male Flat Face O-Ring Seal Stem



PART NUMBER	JONES ID#	HOSE I.D.	THREAD	HEX	STEM I.D.	FITTING LENGTH	-CO-CUTOFF	O-RING PART NO.
204-1JFS-04	1J04-04MFF	1/4	9/16-18	5/8	0.156	1.844	0.850	4 ORFS
204-1JFS-06	1J04-06MFF	1/4	11/16-16	3/4	0.156	1.931	0.941	6 ORFS
206-1JFS-04	1J06-04MFF	3/8	9/16-18	3/4	0.265	1.938	0.948	4 ORFS
206-1JFS-06	1J06-06MFF	3/8	11/16-16	3/4	0.265	1.930	0.940	6 ORFS
206-1JFS-08	1J06-08MFF	3/8	13/16-16	7/8	0.265	2.056	1.066	8 ORFS
208-1JFS-06	1J08-06MFF	1/2	11/16-16	7/8	0.375	2.243	1.003	8 ORFS
208-1JFS-08	1J08-08MFF	1/2	13/16-16	7/8	0.375	2.316	1.066	8 ORFS
208-1JFS-10	1J08-10MFF	1/2	1 - 14	1	0.406	2.453	1.203	10 ORFS
208-1JFS-12	1J08-12MFF	1/2	1-3/16 - 12	1-1/4	0.406	2.544	1.294	12 ORFS
210-1JFS-08	1J10-08MFF	5/8	13/16-16	1-1/16	0.482	2.347	1.097	8 ORFS
210-1JFS-10	1J10-10MFF	5/8	1 - 14	1-1/16	0.482	2.484	1.235	10 ORFS
210-1JFS-12	1J10-12MFF	5/8	1-13/16 - 12	1-1/4	0.482	2.575	1.325	12 ORFS
212-1JFS-10	1J12-10MFF	3/4	1 - 14	1-1/4	0.609	3.141	1.286	10 ORFS
212-1JFS-12	1J12-12MFF	3/4	1-3/16 - 12	1-1/4	0.609	3.201	1.345	12 ORFS
216-1JFS-16	1J16-16MFF	1	1-7/16 - 12	1-1/2	0.812	3.504	1.455	16 ORFS
220-1JFS-20	1J20-20MFF	1-1/4	1-11/16 - 12	1-3/4	1.025	3.663	1.740	20 ORFS

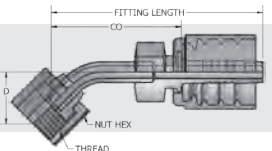
1J ONE-PIECE BITE THE WIRE FITTINGS FOR SAE 100R1AT, 100R2AT, 100R5, 100R16, 100R17, HYDRA-LITE I & II, AND HYDRA-MAX

Swivel Female Flat Face O-Ring Seal Stem Straight



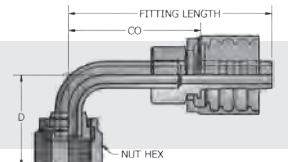
PART NUMBER	JONES ID#	HOSE I.D.	THREAD	NUT HEX	-D- DROP	FITTING LENGTH	-CO- CUTOFF
203-1JFSX-04	1J03-04FFX	3/16	9/16-18	11/16		1.977	1.067
204-1JFSX-04	1J04-04FFX	1/4	9/16-18	5/8	11/16	1.782	0.792
204-1JFSX-06	1J04-06FFX	1/4	11/16-16	5/8	13/16	1.807	0.817
206-1JFSX-04	1J06-04FFX	3/8	9/16-18	11/16	11/16	1.782	0.792
206-1JFSX-06	1J06-06FFX	3/8	11/16-16	11/16	13/16	1.807	0.817
206-1JFSX-08	1J06-08FFX	3/8	13/16-16	3/4	15/16	1.844	0.854
208-1JFSX-06	1J08-06FFX	1/2	11/16-16	7/8	13/16	2.057	0.817
208-1JFSX-08	1J08-08FFX	1/2	13/16-16	13/16	15/16	2.142	0.902
208-1JFSX-10	1J08-10FFX	1/2	1 - 14	7/8	1-1/8	2.159	0.919
208-1JFSX-12	1J08-12FFX	1/2	1-3/16 - 12	1-1/8	1-3/8	2.172	0.932
210-1JFSX-10	1J10-10FFX	5/8	1 - 14	1	1-1/8	2.207	0.967
210-1JFSX-12	1J10-12FFX	5/8	1-3/16 - 12	1-1/8	1-3/8	2.220	0.980
212-1JFSX-08	1J12-08FFX	3/4	13/16-16	1-1/16	15/16	2.856	1.001
212-1JFSX-10	1J12-10FFX	3/4	1 - 14	1-1/16	1-1/8	2.874	1.019
212-1JFSX-12	1J12-12FFX	3/4	1-3/16 - 12	1-1/16	1-3/8	2.887	1.032
212-1JFSX-16	1J12-16FFX	3/4	1-7/16 - 12	1-3/8	1-5/8	3.022	1.167
216-1JFSX-16	1J16-16FFX	1	1-7/16 - 12	1-3/8	1-5/8	3.243	1.193
220-1JFSX-20	1J20-20FFX	1-1/4	1-11/16 - 12	1-3/4	1-7/8	4.090	2.167

Swivel Female Flat Face O-Ring Seal Stem 45°



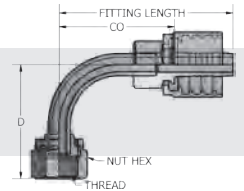
PART NUMBER	JONES ID#	HOSE I.D.	THREAD	NUT HEX	-D- DROP	FITTING LENGTH	-CO- CUTOFF
204-1JFSX-L64	1J04-04FFX45	1/4	9/16-18	11/16	0.410	2.530	1.575
204-1JFSX-L66	1J04-06FFX45	1/4	11/16-16	13/16	0.430	2.830	1.875
206-1JFSX-L64	1J06-04FFX45	3/8	9/16-18	11/16	0.410	2.690	1.700
206-1JFSX-L66	1J06-06FFX45	3/8	11/16-16	13/16	0.430	2.830	1.840
206-1JFSX-L68	1J06-08FFX45	3/8	13/16-16	15/16	0.590	3.180	2.190
208-1JFSX-L66	1J08-06FFX45	1/2	11/16-16	13/16	.430	3.125	1.875
208-1JFSX-L68	1J08-08FFX45	1/2	13/16-16	15/16	0.590	3.430	2.190
208-1JFSX-L70	1J08-10FFX45	1/2	1 - 14	1-1/8	0.650	3.830	2.590
210-1JFSX-L70	1J10-10FFX45	5/8	1 - 14	1-1/8	0.650	3.830	2.590
212-1JFSX-L70	1J12-10FFX45	3/4	1-1/4	1-1/8	.900	3.090	1.840
212-1JFSX-L72	1J12-12FFX45	3/4	1-3/16 - 12	1-3/8	0.830	4.525	2.670
216-1JFSX-L76	1J16-16FFX45	1	1-7/16 - 12	1-5/8	1.120	4.603	3.133
220-1JFSX-L80	1J20-20FFX45	1-1/4	1-11/16 - 12	1-7/8	1.000	5.930	4.007

Swivel Female Flat Face O-Ring Seal Stem 90° Short Drop



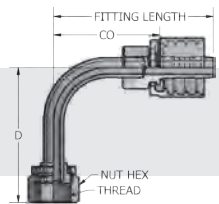
PART NUMBER	JONES ID#	HOSE I.D.	THREAD	NUT HEX	-D- DROP	FITTING LENGTH	-CO- CUTOFF
204-1JFSX-A24	1J04-04FFX90S	1/4	9/16-18	11/16	0.820	2.505	1.550
204-1JFSX-A26	1J04-06FFX90S	1/4	11/16-16	13/16	0.900	2.930	1.985
206-1JFSX-A24	1J06-04FFX90S	3/8	9/16-18	11/16	0.820	2.540	1.550
206-1JFSX-A26	1J06-06FFX90S	3/8	11/16-16	13/16	0.900	2.830	1.840
206-1JFSX-A28	1J06-08FFX90S	3/8	13/16-16	15/16	1.150	3.250	2.230
208-1JFSX-A26	1J08-06FFX90S	1/2	11/16-16	13/16	.900	3.090	1.840
208-1JFSX-A28	1J08-08FFX90S	1/2	13/16-16	15/16	1.150	2.340	2.215
208-1JFSX-A30	1J08-10FFX90S	1/2	1 - 14	1-1/8	1.490	3.090	1.850
208-1JFSX-A32	1J08-12FFX90S	1/2	1-3/16 - 12	1-3/8	1.895	4.080	2.840
210-1JFSX-A30	1J10-10FFX90S	5/8	1 - 14	1-1/8	1.490	3.480	2.250
210-1JFSX-A32	1J10-12FFX90S	5/8	1-3/16 - 12	1-3/8	1.895	4.080	2.830
212-1JFSX-A30	1J12-10FFX90S	3/4	1 - 14	1-1/8	1.270	4.705	2.850
212-1JFSX-A32	1J12-12FFX90S	3/4	1-3/16 - 12	1-3/8	1.880	4.705	2.850
212-1JFSX-A36	1J12-16FFX90S	3/4	1-7/16 - 12	1-5/8	2.200	5.075	3.825
216-1JFSX-A36	1J16-16FFX90S	1	1-7/16 - 12	1-5/8	2.200	5.875	3.825
220-1JFSX-A40	1J20-20FFX90S	1-1/4	1-11/16 - 12	1-7/8	2.500	5.825	3.902

Swivel Female Flat Face O-Ring Seal Stem 90° Medium Drop



PART NUMBER	JONES ID#	HOSE I.D.	THREAD	NUT HEX	-D- DROP	FITTING LENGTH	-CO- CUTOFF
204-1JFSX-J34	1J04-04FFX90M	1/4	9/16-18	11/16	1.260	2.530	1.550
204-1JFSX-J36	1J04-06FFX90M	1/4	11/16-16	13/16	1.500	2.930	1.985
206-1JFSX-J36	1J06-06FFX90M	3/8	11/16-16	13/16	1.500	2.930	1.940
208-1JFSX-J38	1J08-08FFX90M	1/2	13/16-16	15/16	1.620	3.540	2.300
208-1JFSX-J40	1J08-10FFX90M	1/2	1 - 14	1-1/8	1.850	3.320	2.319
210-1JFSX-J40	1J10-10FFX90M	5/8	1 - 14	1-1/8	1.850	3.630	2.350
212-1JFSX-J42	1J12-12FFX90M	3/4	1-3/16 - 12	1-3/8	2.280	4.575	2.720
216-1JFSX-J46	1J16-16FFX90M	1	1-7/16 - 12	1-5/8	2.780	5.625	3.550
220-1JFSX-J50	1J20-20FFX90M	1-1/4	1-11/16 - 12	1-7/8	3.090	5.925	4.025

Swivel Female Flat Face O-Ring Seal Stem 90° Long Drop

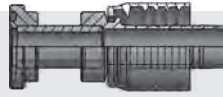


PART NUMBER	JONES ID#	HOSE I.D.	THREAD	NUT HEX	-D- DROP	FITTING LENGTH	-CO- CUTOFF
204-1JFSX-A64	1J04-04FFX90L	1/4	9/16-18	11/16	1.800	2.530	1.575
206-1JFSX-A66	1J06-06FFX90L	3/8	11/16-16	13/16	2.130	2.955	1.965
206-1JFSX-A68	1J06-08FFX90L	3/8	13/16-16	15/16	2.520	3.280	2.290
208-1JFSX-A68	1J08-08FFX90L	1/2	13/16-16	15/16	2.500	3.530	2.300
208-1JFSX-A70	1J08-10FFX90L	1/2	1 - 14	1 1/8	2.750	3.810	2.570
210-1JFSX-A70	1J10-10FFX90L	5/8	1 - 14	1-1/8	2.750	3.810	2.600
212-1JFSX-A72	1J12-12FFX90L	3/4	1-3/16 - 12	1-3/8	3.780	4.550	2.750
212-1JFSX-A76	1J12-16FFX90L	3/4	1-7/16 - 12	1-5/8	3.940	4.825	3.575
216-1JFSX-A76	1J16-16FFX90L	1	1-7/16 - 12	1-5/8	4.500	5.590	3.540
220-1JFSX-A80	1J20-20FFX90L	1-1/4	1-11/16 - 12	1-7/8	5.090	5.875	3.975

1J ONE-PIECE BITE THE WIRE FITTINGS FOR SAE 100R1AT, 100R2AT, 100R5, 100R16, 100R17, HYDRA-LITE I & II, AND HYDRA-MAX

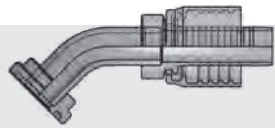


O-Ring Flange
One-Piece -
Code 61 - Straight



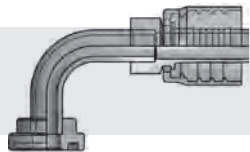
PART NUMBER	JONES ID#	HOSE I.D.	FLANGE SIZE
408-1J-G08	1J08-08C61	1/2	1/2
212-1J-G12	1J12-12C61	3/4	3/4
216-1J-G16	1J16-16C61	1	1
216-1J-G20	1J16-20C61	1	1-1/4
420-1J-G20	1J20-20C61	1-1/4	1-1/4

O-Ring Flange
One-Piece -
Code 61 - 45°



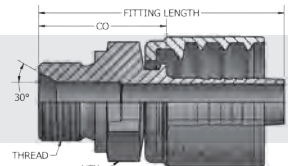
PART NUMBER	JONES ID#	HOSE I.D.	FLANGE SIZE
408-1J-G41	1J08-08C6145	1/2	1/2
212-1J-G42	1J12-12C6145	3/4	3/4
212-1J-G46	1J12-16C6145	3/4	1
216-1J-G46	1J16-16C6145	1	1
420-1J-G50	1J20-20C6145	1-1/4	1-1/4

O-Ring Flange One-Piece - Code 61 - 90°



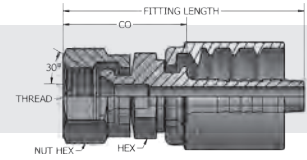
PART NUMBER	JONES ID#	HOSE I.D.	FLANGE SIZE
408-1J-G71	1J08-08C6190	1/2	1/2
212-1J-G72	1J12-12C6190	3/4	3/4
212-1J-G76	1J12-16C6190	3/4	1
216-1J-G76	1J16-16C6190	1	1
216-1J-G80	1J16-20C6190	1	1-1/4
420-1J-G80	1J20-20C6190	1-1/4	1-1/4

BSPP Solid Male
Stem 30° Seat



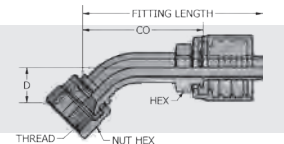
PART NUMBER	JONES ID#	HOSE I.D.	THREAD	HEX	FITTING LENGTH	-CO-CUTOFF
204-1JBP-104	1J04-04MBSPP	1/4	1/4-19	3/4	1.971	0.981
206-1JBP-106	1J06-06MBSPP	3/8	3/8-19	7/8	2.061	1.071
206-1JBP-108	1J06-08MBSPP	3/8	1/2-14	1-1/16	2.222	1.232
208-1JBP-108	1J08-08MBSPP	1/2	1/2-14	1-1/16	2.472	1.232
208-1JBP-110	1J08-10MBSPP	1/2	5/8-14	1-1/8	2.622	1.382
210-1JBP-112	1J10-12MBSPP	5/8	3/4-14	1-1/4	2.614	1.374
212-1JBP-112	1J12-12MBSPP	3/4	3/4-14	1-1/4	3.281	1.426
212-1JBP-116	1J12-16MBSPP	3/4	1 - 11	1-5/8	3.394	1.539
216-1JBP-116	1J16-16MBSPP	1	1 - 11	1-5/8	3.645	1.595
220-1JBP-120	1J20-20MBSPP	1-1/4	1-1/4 - 11	2	3.901	1.552

JIS Swivel Female
Stem 30° Seat



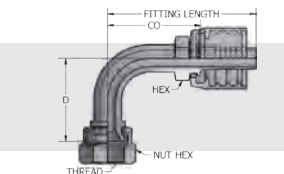
PART NUMBER	JONES ID#	HOSE I.D.	THREAD	NUT HEX	STEM HEX	FITTING LENGTH	-CO-CUTOFF
204-1JBP-604	1J04-04JISX	1/4	1/4-19	11/16	5/8	2.017	1.027
206-1JBP-606	1J06-06JISX	3/8	3/8-19	7/8	11/16	2.113	1.123
208-1JBP-608	1J08-08JISX	1/2	1/2-14	1	13/16	2.458	1.218
208-1JBP-610	1J08-10JISX	1/2	5/8-14	1 1/16	1	2.862	1.612
210-1JBP-610	1J10-10JISX	5/8	5/8-14	1 1/16	1	2.893	1.643
212-1JBP-612	1J12-12JISX	3/4	3/4-14	1-1/4	1-1/16	3.344	1.489
216-1JBP-616	1J16-16JISX	1	1 - 11	1-1/2	1-3/8	3.565	1.515
220-1JBP-620	1J20-20JISX	1-1/4	1-1/4 - 11	1-7/8	1-3/4	4.036	2.114

JIS Swivel Female
30° Seat 45°
Bent Tube



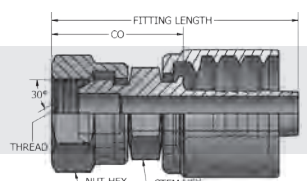
PART NUMBER	JONES ID#	HOSE I.D.	THREAD	NUT HEX	HEX	-D-DROP	FITTING LENGTH	-CO-CUTOFF
204-1JBPM-684	1J04-04JISX45M	1/4	1/4-19 BSPP	11/16	5/8	0.470	1.695	2.685
206-1JBPM-686	1J06-06JISX45M	3/8	3/8-19 BSPP	7/8	7/8	0.590	2.015	3.005
208-1JBPM-688	1J08-08JISX45M	1/2	1/2-14 BSPP	1	13/16	0.690	2.303	3.553

JIS Swivel Female
30° Seat 90°
Bent Tube



PART NUMBER	JONES ID#	HOSE I.D.	THREAD	NUT HEX	HEX	-D-DROP	FITTING LENGTH	-CO-CUTOFF
204-1JBPM-664	1J04-04JISX90M	1/4	1/4-19 BSPP	11/16	5/8	1.260	1.425	2.415
206-1JBPM-666	1J06-06JISX90M	3/8	3/8-19 BSPP	7/8	7/8	1.496	1.665	2.655
208-1JBPM-668	1J08-08JISX90M	1/2	1/2-14 BSPP	1	13/16	1.614	1.823	3.073

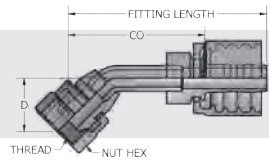
BSPP Swivel Female
Stem 30° Cone



PART NUMBER	JONES ID#	HOSE I.D.	THREAD	NUT HEX	STEM HEX	FITTING LENGTH	-CO-CUTOFF
204-1JBPX-4	1J04-04FBSPX	1/4	1/4-19	11/16	5/8	2.019	1.029
204-1JBPX-6	1J04-06FBSPX	1/4	3/8-19	7/8	5/8	2.113	1.123
206-1JBPX-6	1J06-06FBSPX	3/8	3/8-19	7/8	11/16	2.113	1.123
206-1JBPX-8	1J06-08FBSPX	3/8	1/2-14	1	13/16	2.207	1.217
208-1JBPX-8	1J08-08FBSPX	1/2	1/2-14	1	13/16	2.457	1.217
208-1JBPX-10	1J08-10FBSPX	1/2	5/8-14	1-1/16	13/16	2.544	1.304
210-1JBPX-10	1J10-10FBSPX	5/8	5/8-14	1-1/16	1	2.623	1.383
210-1JBPX-12	1J10-12FBSPX	5/8	3/4-14	1-1/4	1	2.708	1.468
212-1JBPX-12	1J12-12FBSPX	3/4	3/4-14	1-1/4	1-1/16	3.344	1.489
212-1JBPX-16	1J12-16FBSPX	3/4	1 - 11	1-1/2	1-1/4	3.344	1.489
216-1JBPX-16	1J16-16FBSPX	1	1 - 11	1-1/2	1-3/8	3.565	1.515
220-1JBPX-20	1J20-20FBSPX	1-1/4	1-1/4 - 11	1-7/8	1-3/4	4.036	2.114

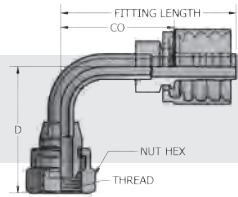
1J ONE-PIECE BITE THE WIRE FITTINGS FOR SAE 100R1AT, 100R2AT, 100R5, 100R16, 100R17, HYDRA-LITE I & II, AND HYDRA-MAX

*BSPP Swivel Female
Stem 30° Cone 45°
Bent Tube*



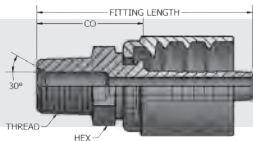
PART NUMBER	JONES ID#	HOSE I.D.	THREAD	NUT HEX	-D- DROP	FITTING LENGTH	-CO- CUTOFF
204-1JBPX-4-45	1J04-04FBSPX45	1/4	1/4-19	11/16	0.500	2.645	1.690
204-1JBPX-6-45	1J04-06FBSPX45	1/4	3/8-19	7/8	0.625	2.965	2.010
206-1JBPX-6-45	1J06-06FBSPX45	3/8	3/8-19	7/8	0.625	2.965	2.010
206-1JBPX-8-45	1J06-08FBSPX45	3/8	1/2-14	1	0.944	3.155	2.200
208-1JBPX-8-45	1J08-08FBSPX45	1/2	1/2-14	1	0.750	3.217	2.200
208-1JBPX-10-45	1J08-10FBSPX45	1/2	5/8-14	1-1/16	1.125	3.467	2.450
210-1JBPX-10-45	1J10-10FBSPX45	5/8	5/8-14	1-1/16	0.875	3.825	2.620
210-1JBPX-12-45	1J10-12FBSPX45	5/8	3/4-14	1-1/4	1.125	3.955	2.750
212-1JBPX-12-45	1J12-12FBSPX45	3/4	3/4-14	1-1/4	1.125	4.755	2.900
212-1JBPX-16-45	1J12-16FBSPX45	3/4	1 - 11	1-1/2	1.427	5.139	3.284
216-1JBPX-16-45	1J16-16FBSPX45	1	1 - 11	1-1/2	1.250	5.360	3.310
216-1JBPX-20-45	1J16-20FBSPX45	1	1-1/4 - 11	1-7/8	1.500	5.750	3.700
220-1JBPX-20-45	1J20-20FBSPX45	1-1/4	1-1/4 - 11	1-7/8	1.500	5.456	3.533

*BSPP Swivel Female
Stem 30° Cone 90°
Bent Tube*



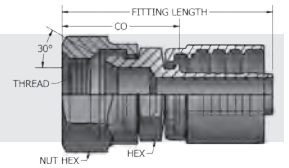
PART NUMBER	JONES ID#	HOSE I.D.	THREAD	NUT HEX	-D- DROP	FITTING LENGTH	-CO- CUTOFF
204-1JBPX-4-90	1J04-04FBSPX90	1/4	1/4-19	11/16	1.625	2.470	1.515
204-1JBPX-6-90	1J04-06FBSPX90	1/4	3/8-19	7/8	1.625	2.620	1.665
206-1JBPX-6-90	1J06-06FBSPX90	3/8	3/8-19	7/8	1.625	2.620	1.665
206-1JBPX-8-90	1J06-08FBSPX90	3/8	1/2-14	1	1.750	2.835	1.880
208-1JBPX-8-90	1J08-08FBSPX90	1/2	1/2-14	1	1.750	2.897	1.880
208-1JBPX-10-90	1J08-10FBSPX90	1/2	5/8-14	1-1/16	2.000	3.137	2.120
210-1JBPX-10-90	1J10-10FBSPX90	5/8	5/8-14	1-1/16	2.000	3.345	2.140
210-1JBPX-12-90	1J10-12FBSPX90	5/8	3/4-14	1-1/4	2.250	3.345	2.140
212-1JBPX-12-90	1J12-12FBSPX90	3/4	3/4-11	1-1/4	2.250	4.610	2.755
212-1JBPX-16-90	1J12-16FBSPX90	3/4	1 - 14	1-1/2	2.875	4.719	2.864
216-1JBPX-16-90	1J16-16FBSPX90	1	1 - 11	1-1/2	2.250	4.940	2.890
216-1JBPX-20-90	1J16-20FBSPX90	1	1-1/4 - 11	1-7/8	3.000	6.803	4.753
220-1JBPX-20-90	1J20-20FBSPX90	1-1/4	1-1/4 - 11	1-7/8	4.500	6.843	4.920

*BSPT Solid Male
Stem 30° Seat*



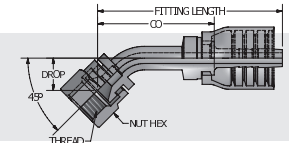
PART NUMBER	JONES ID#	HOSE I.D.	THREAD	HEX	FITTING LENGTH	-CO- CUTOFF
204-1JBT-104	1J04-04MBSPT	1/4	1/4-19	5/8	1.954	0.964
204-1JBT-106	1J04-06MBSPT	1/4	3/8-19	11/16	1.955	0.965
206-1JBT-106	1J06-06MBSPT	3/8	3/8-19	11/16	1.986	0.996
208-1JBT-108	1J08-08MBSPT	1/2	1/2-14	7/8	2.396	1.156
212-1JBT-112	1J12-12MBSPT	3/4	3/4-14	1-1/16	3.197	1.342
216-1JBT-116	1J16-16MBSPT	1	1 - 11	1/3/8	3.603	1.553

*Komatsu Style Swivel
Female Stem
30° Seat*



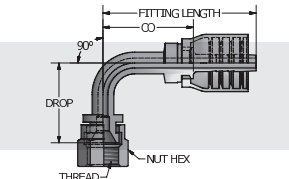
PART NUMBER	JONES ID#	HOSE I.D.	THREAD	NUT HEX	STEM HEX	FITTING LENGTH	-CO- CUTOFF
204-1JKU-614	1J04-04KMF	1/4	14MM X 1.5	3/4	5/8	2.115	1.125
204-1JKU-618	1J04-06KMF	1/4	18MM X 1.5	7/8	11/16	2.238	1.248
206-1JKU-618	1J06-06KMF	3/8	18MM X 1.5	7/8	11/16	2.238	1.248
208-1JKU-622	1J08-08KMF	1/2	22MM X 1.5	1-1/16	13/16	2.625	1.385
208-1JKU-624	1J08-10KMF	1/2	24MM X 1.5	1-1/4	1	2.711	1.471
210-1JKU-624	1J10-10KMF	5/8	24MM X 1.5	1-1/4	1	2.742	1.502
212-1JKU-630	1J12-12KMF	3/4	30MM X 1.5	1-1/2	1-1/4	3.584	1.729
216-1JKU-633	1J16-16-KMF	1	33MM X 1.5	1-5/8	1-3/8	3.805	1.755
220-1JKU-636	1J20-20-KMF	1-1/4	36MM X 1.5	1-3/4	1-3/4	4.198	2.276
224-1JKU-642	1J24-24-KMF	1-1/2	42MM X 1.5	2-1/4	2	4.795	2.457

*Komatsu Style Swivel
Female Stem
45° Seat*



PART NUMBER	HOSE I.D.	THREAD	NUT HEX	-D- DROP	-CO- CUTOFF	FITTING LENGTH
204-1JKU-614-45	1/4	14MM X 1.5	5/8	0.470	1.695	2.685
206-1JKU-616-45	3/8	16MM X 1.5	13/16	0.590	2.015	3.005
208-1JKU-622-45	1/2	22MM X 1.5	1 1/16	0.690	2.303	3.553

*Komatsu Style Swivel
Female Stem
90° Seat*

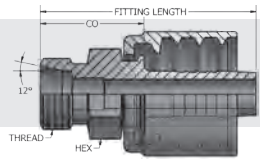


PART NUMBER	HOSE I.D.	THREAD	NUT HEX	-D- DROP	-CO- CUTOFF	FITTING LENGTH
204-1JKU-614-90	1/4	14MM X 1.5	5/8	1.260	1.425	2.415
206-1JKU-616-90	3/8	16MM X 1.5	13/16	1.496	1.665	2.655
208-1JKU-622-90	1/2	22MM X 1.5	1 1/16	1.614	1.823	3.073

1J ONE-PIECE BITE THE WIRE FITTINGS FOR SAE 100R1AT, 100R2AT, 100R5, 100R16, 100R17, HYDRA-LITE I & II, AND HYDRA-MAX

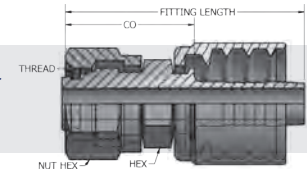


Solid Male Stem DIN 20078 Light 12° Seat



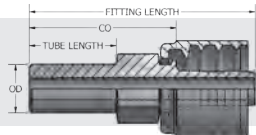
PART NUMBER	JONES ID#	HOSE I.D.	THREAD	HEX	FITTING LENGTH	-CO- CUTOFF
204-1JDL-112	1J04-12MDL	1/4	12MM X 1.5	1/2	1.873	0.883
204-1JDL-114	1J04-14MDL	1/4	14MM X 1.5	5/8	1.873	0.883
204-1JDL-116	1J04-16MDL	1/4	16MM X 1.5	11/16	1.873	0.883
206-1JDL-116	1J06-16MDL	3/8	16MM X 1.5	11/16	1.904	0.914
206-1JDL-118	1J06-18MDL	3/8	18MM X 1.5	3/4	1.904	0.914
206-1JDL-122	1J06-22MDL	3/8	22MM X 1.5	7/8	1.990	1.000
206-1JDL-124	1J06-24MDL	3/8	24MM X 1.5	1	2.102	1.112
208-1JDL-122	1J08-22MDL	1/2	22MM X 1.5	7/8	2.302	1.062
208-1JDL-126	1J08-26MDL	1/2	26MM X 1.5	1-1/16	2.302	1.062
210-1JDL-126	1J10-26MDL	5/8	26MM X 1.5	1-1/16	2.333	1.093
212-1JDL-126	1J12-26MDL	3/4	26MM X 1.5	1-1/16	3.031	1.176
212-1JDL-130	1J12-30MDL	3/4	30MM X 2	1-1/4	3.081	1.226
212-1JDL-136	1J12-36MDL	3/4	36MM X 2	1-1/2	3.231	1.376
216-1JDL-136	1J16-36MDL	1	36MM X 2	1-1/2	3.515	1.465

Metric Swivel Female Stem DIN 20078 Light Straight with O-Ring



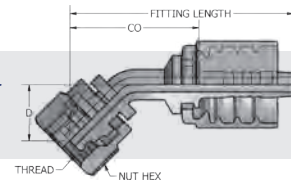
PART NUMBER	JONES ID#	HOSE I.D.	THREAD	DIN TUBE O.D. (MM)	NUT HEX (MM)	FITTING LENGTH	-CO- CUTOFF
204-1JDL-612	1J04-12FDLX	1/4	12MM X 1.5	6	17	1.930	0.940
204-1JDL-614	1J04-14FDLX	1/4	14MM X 1.5	8	17	1.891	0.901
204-1JDL-616	1J04-16FDLX	1/4	16MM X 1.5	10	19	1.911	0.921
204-1JDL-618	1J04-18FDLX	1/4	18MM-1.5	N/A	N/A	2.197	1.207
206-1JDL-612	1J06-12FDLX	3/8	12MM X 1.5	6	11/16	2.117	1.127
206-1JDL-616	1J06-16FDLX	3/8	16MM X 1.5	10	19	1.911	0.921
206-1JDL-618	1J06-18FDLX	3/8	18MM X 1.5	12	22	1.950	0.960
206-1JDL-622	1J06-22FDLX	3/8	22MM X 1.5	15	27	2.088	1.098
206-1JDL-624	1J06-24FDLX	3/8	24MM X 1.5	16	1 1/4	2.144	1.154
208-1JDL-618	1J08-18FDLX	1/2	18MM X 1.5	12	22	2.486	1.236
208-1JDL-622	1J08-22FDLX	1/2	22MM X 1.5	15	27	2.324	1.084
208-1JDL-626	1J08-26FDLX	1/2	26MM X 1.5	15	32	2.245	1.005
210-1JDL-622	1J10-22FDLX	5/8	22MM X 1.5	15	27	2.458	1.208
210-1JDL-626	1J10-26FDLX	5/8	26MM X 1.5	18	32	2.344	1.104
210-1JDL-630	1J10-30FDLX	5/8	30MM X 2	22	36	2.858	1.608
212-1JDL-630	1J12-30FDLX	3/4	30MM X 2	1 3/16	3.081	2.879	1.629

Metric Stand Pipe



PART NUMBER	JONES ID#	HOSE I.D.	DIN TUBE O.D. (MM)	TUBE LENGTH	FITTING LENGTH	-CO- CUTOFF
204-1JST-6M	1J04-06MSP	1/4	6	0.750	2.302	1.312
204-1JST-8M	1J04-08MSP	1/4	8	0.875	2.427	1.437
204-1JST-10M	1J04-10MSP	1/4	10	0.875	2.552	1.562
406-1JST-10M	1J06-10MSP	3/8	10	0.875	2.472	1.562
406-1JST-12M	1J06-12MSP	3/8	12	1.000	2.597	1.687
406-1JST-14M	1J06-14MSP	3/8	14	1.000	2.597	1.687
408-1JST-15M	1J08-15MSP	1/2	15	1.000	2.847	1.687
408-1JST-16M	1J08-16MSP	1/2	16	1.000	2.847	1.687
408-1JST-18M	1J08-18MSP	1/2	18	1.125	2.847	1.687
410-1JST-18M	1J10-18MSP	5/8	18	1.125	3.003	1.843
410-1JST-20M	1J10-20MSP	5/8	20	1.125	3.094	1.239
212-1JST-20M	1J12-20MSP	3/4	20	1.125	3.691	1.836
212-1JST-22M	1J12-22MSP	3/4	22	1.250	3.094	1.239
212-1JST-25M	1J12-25MSP	3/4	25	1.250	3.094	1.739
216-1JST-25M	1J16-25MSP	1	25	1.250	4.050	2.000
216-1JST-28M	1J16-28MSP	1	28	1.250	4.050	2.000
216-1JST-30M	1J16-30MSP	1	30	1.250	4.050	2.000

Metric Swivel Female Stem DIN 20078 Light 45° Bent Tube with O-Ring



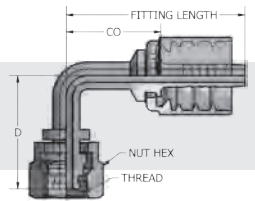
PART NUMBER	JONES ID#	HOSE I.D.	THREAD	DIN TUBE O.D. (MM)	NUT HEX (MM)	D-DROP	FITTING LENGTH	-CO- CUT-OFF
204-1JDL-614-45	1J04-14FDLX45	1/4	14MM X 1.5	8	17	0.748	2.482	1.492
204-1JDL-616-45	1J04-16FDLX45	1/4	16MM X 1.5	10	19	0.748	2.482	1.492
204-1JDL-618-45	1J04-18FDLX45	1/4	18MM-1.5	12	7/8	0.846	2.851	1.861
206-1JDL-612-45	1J06-12FDLX45	3/8	12MM X 1.5	6	11/16	0.960	2.871	1.881
206-1JDL-616-45	1J06-16FDLX45	3/8	16MM X 1.5	10	19	0.827	2.718	1.728
206-1JDL-618-45	1J06-18FDLX45	3/8	18MM X 1.5	12	22	0.846	2.757	1.767
208-1JDL-618-45	1J08-18FDLX45	1/2	18MM X 1.5	12	22	0.846	3.017	1.767
208-1JDL-622-45	1J08-22FDLX45	1/2	22MM X 1.5	15	27	0.984	3.269	2.029
210-1JDL-626-45	1J10-26FDLX45	5/8	26MM X 1.5	18	32	1.063	3.525	2.285
212-1JDL-630-45	1J12-30FDLX45	3/4	30MM X 2	13/16	3.081	1.240	3.867	2.617

1J ONE-PIECE FITTINGS

11

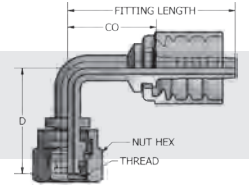
1J ONE-PIECE BITE THE WIRE FITTINGS FOR SAE 100R1AT, 100R2AT, 100R5, 100R16, 100R17, HYDRA-LITE I & II, AND HYDRA-MAX

Metric Swivel Female Stem DIN 20078 Light 90° Bent Tube with O-Ring



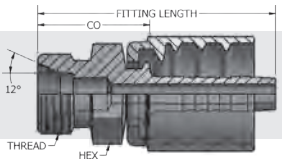
PART NUMBER	JONES ID#	HOSE I.D.	THREAD	DIN TUBE O.D. (MM)	NUT HEX (MM)	-D- DROP	FITTING LENGTH	-CO- CUTOFF
204-1JDL-612-90	1J04-12FDLX90	1/4	12MM X 1.5	6	17	1.417	2.049	1.059
204-1JDL-614-90	1J04-14FDLX90	1/4	14MM X 1.5	8	17	1.378	2.132	1.142
204-1JDL-616-90	1J04-16FDLX90	1/4	16MM X 1.5	10	19	1.358	2.049	1.059
204-1JDL-618-90	1J04-18FDLX90	1/4	18MM-1.5	12	7/8	1.614	2.324	1.334
206-1JDL-612-90	1J06-12FDLX90	3/8	12MM X 1.5	6	11/16	1.496	2.257	1.267
206-1JDL-616-90	1J06-16FDLX90	3/8	16MM X 1.5	10	19	1.575	2.324	1.334
206-1JDL-618-90	1J06-18FDLX90	3/8	18MM X 1.5	12	22	1.614	2.324	1.334
206-1JDL-622-90	1J06-22FDLX90	3/8	22MM X 1.5	15	27	1.713	2.324	1.334
208-1JDL-618-90	1J08-18FDLX90	1/2	18MM X 1.5	12	22	2.336	2.584	1.334
208-1JDL-622-90	1J08-22FDLX90	1/2	22MM X 1.5	15	27	1.890	2.797	1.557
208-1JDL-626-90	1J08-26FDLX90	1/2	26MM X 1.5	18	32	1.772	2.797	1.557
210-1JDL-626-90	1J10-26FDLX90	5/8	26MM X 1.5	18	32	2.185	3.151	1.911
212-1JDL-630-90	1J12-30FDLX90	3/4	30MM X 2	1 3/16	3.081	2.461	3.418	2.168

Metric Swivel Female Stem DIN 20078 Heavy 90° Bent Tube with O-Ring and 12/30° Univ. Cone



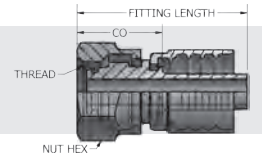
PART NUMBER	JONES ID#	HOSE I.D.	THREAD	DIN TUBE O.D. (MM)	NUT HEX (MM)	-D- DROP	FITTING LENGTH	-CO- CUTOFF
204-1JDH-616-90	1J04-16FDHX90	1/4	16MM X 1.5	8	19	1.378	2.009	1.019
204-1JDH-618-90	1J04-18FDHX90	1/4	18MM X 1.5	10	22	1.437	2.009	1.019
206-1JDH-618-90	1J06-18FDHX90	3/8	18MM X 1.5	10	22	1.594	2.324	1.334
206-1JDH-620-90	1J06-20FDHX90	3/8	20MM X 1.5	12	24	1.811	2.324	1.334
206-1JDH-622-90	1J06-22FDHX90	3/8	22MM X 1.5	14	27	1.693	2.324	1.334
208-1JDH-624-90	1J08-24FDHX90	1/2	24MM X 1.5	16	30	1.831	2.797	1.557
210-1JDH-630-90	1J10-30FDHX90	5/8	30MM X 2	20	36	2.461	3.151	1.911

Solid Male Stem DIN 20078 Heavy 12° Seat



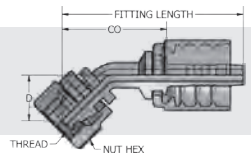
PART NUMBER	JONES ID#	HOSE I.D.	THREAD	HEX	FITTING LENGTH	-CO- CUTOFF
204-1JDH-116	1J04-16MDH	1/4	16MM X 1.5	11/16	1.873	0.883
204-1JDH-118	1J04-18MDH	1/4	18MM X 1.5	3/4	1.904	0.914
206-1JDH-118	1J06-18MDH	3/8	18MM-1.5	3/4	1.810	0.820
206-1JDH-120	1J06-20MDH	3/8	20MM X 1.5	7/8	1.950	0.960
206-1JDH-122	1J06-22MDH	3/8	22MM X 1.5	7/8	1.990	1.000
208-1JDH-124	1J08-24MDH	1/2	24MM X 1.5	1	2.352	1.112
210-1JDH-130	1J10-30MDH	5/8	30MM X 2	1-3/16	2.383	1.143
212-1JDH-130	1J12-30MDH	3/4	30MM X 2	1-3/16	3.081	1.226
212-1JDH-136	1J12-36MDH	3/4	36MM X 2	1-1/2	3.231	1.376
216-1JDH-136	1J16-36MDH	1	36MM X 2	1-1/2	3.515	1.465
216-1JDH-142	1J16-42MDH	1	42MM X 2	1-3/4	3.615	1.565

Metric Swivel Female Stem DIN 20078 Heavy Straight with O-Ring and 12/30° Univ. Cone



PART NUMBER	JONES ID#	HOSE I.D.	THREAD	DIN TUBE O.D. (MM)	NUT HEX (MM)	FITTING LENGTH	-CO- CUTOFF
204-1JDH-616	1J04-16FDHX	1/4	16MM X 1.5	8	19	1.930	0.940
204-1JDH-618	1J04-18FDHX	1/4	18MM X 1.5	10	22	1.970	0.980
206-1JDH-616	1J06-16FDHX	3/8	16MM X 1.5	10	13/16	2.055	1.065
206-1JDH-618	1J06-18FDHX	3/8	18MM X 1.5	10	22	1.970	0.980
206-1JDH-620	1J06-20FDHX	3/8	20MM X 1.5	12	24	2.186	1.196
206-1JDH-622	1J06-22FDHX	3/8	22MM X 1.5	14	27	2.049	1.059
208-1JDH-624	1J08-24FDHX	1/2	24MM X 1.5	16	30	2.245	1.005
210-1JDH-630	1J10-30FDHX	5/8	30MM X 2	22	1 1/2	2.858	1.608

Metric Swivel Female Stem DIN 20078 Heavy 45° Bent Tube with O-Ring and 12/30° Univ. Cone

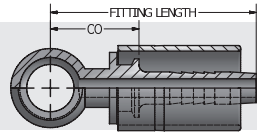


PART NUMBER	JONES ID#	HOSE I.D.	THREAD	DIN TUBE O.D. (MM)	NUT HEX (MM)	-D- DROP	FITTING LENGTH	-CO- CUTOFF
204-1JDH-618-45	1J04-18FDHX45	1/4	18MM X 1.5	10	22	0.807	2.501	1.511
206-1JDH-620-45	1J06-20FDHX45	3/8	20MM X 1.5	12	24	0.984	2.895	1.905
206-1JDH-622-45	1J06-22FDHX45	3/8	22MM X 1.5	14	27	0.906	2.816	1.826
208-1JDH-624-45	1J08-24FDHX45	1/2	24MM X 1.5	16	30	0.945	3.230	1.990
210-1JDH-630-45	1J10-30FDHX45	5/8	30MM X 2	20	36	1.240	3.702	2.462

1P ONE-PIECE BANJO STYLE FITTING



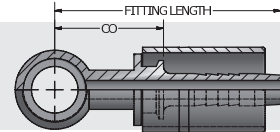
British Standard Pipe



PART NUMBER	JONES ID	HOSE ID	THREAD	HEX	LENGTH	CUTOFF
204-1PBJ-02BSP	1P04-02BJBSP	1/4	1/8 BSP	18MM	2.060	1.083
204-1PBJ-04BSP	1P04-04BJBSP	1/4	1/4 BSP	19MM	1.778	0.787
204-1PBJ-06BSP	1P04-06BJBSP	1/4	3/8 BSP	N/A	2.427	1.437
206-1PBJ-04BSP	1P06-04BJBSP	3/8	1/4 BSP	29MM	2.238	1.248
206-1PBJ-06BSP	1P06-06BJBSP	3/8	3/8 BSP	22MM	1.856	0.866
206-1PBJ-08BSP	1P06-08BJBSP	3/8	1/2 BSP	27MM	2.093	1.102
208-1PBJ-08BSP	1P08-08BJBSP	1/2	1/2 BSP	27MM	2.352	1.102
212-1PBJ-12BSP	1P12-12BJBSP	1/2	3/4 BSP	32MM	2.766	1.516
216-1PBJ-16BSP	1P16-16BJBSP	1/2	1" BSP	41MM	3.504	2.028

PLEASE REFER TO PAGE 50 FOR BOLTS AND WASHERS

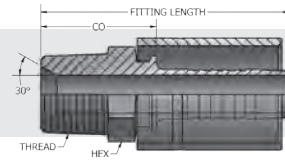
Metric Din



PART NUMBER	JONES ID	HOSE ID	THREAD	HEX	LENGTH	CUTOFF
204-1PBJ-10MM	1P04-10BJMM	1/4	M10X1	14MM	2.242	0.918
204-1PBJ-12MM	1P04-12BJMM	1/4	M12X1.5	17MM	1.868	0.875
204-1PBJ-14MM	1P04-14BJMM	1/4	M14X1.5	19MM	2.045	1.053
206-1PBJ-14MM	1P06-14BJMM	3/8	M14X1.5	19MM	2.045	1.053
206-1PBJ-16MM	1P06-16BJMM	3/8	M16X1.5	22MM	2.163	1.171
206-1PBJ-18MM	1P06-18BJMM	3/8	M18X1.5	24MM	2.163	1.171
208-1PBJ-18MM	1P08-18BJMM	1/2	M18X1.5	24MM	2.423	1.171
208-1PBJ-22MM	1P08-22BJMM	1/2	M22X1.5	N/A	3.513	2.263
210-1PBJ-22MM	1P10-22BJMM	5/8	M22X1.5	24MM	3.513	1.495
212-1PBJ-26MM	1P12-26BJMM	3/4	M26X1.5	32MM	3.652	1.516

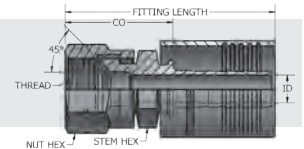
PLEASE REFER TO PAGE 50 FOR BOLTS AND WASHERS

NPTF Solid Male One Piece



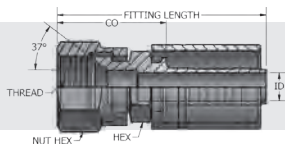
PART NUMBER	JONES ID#	HOSE I.D.	THREAD	HEX	FITTING LENGTH	-CO-CUTOFF
204-1PR5-102	1PR502-04MP	3/16	1/8-18	9/16	1.942	0.952
204-1PR5-104	1PR505-04MP	1/4	1/4-18	5/8	2.020	1.030
205-1PR5-104	1PR505-04MP	1/4	1/4-18	5/8	2.020	1.030
206-1PR5-104	1PR506-04MP	5/16	1/4-18	5/8	2.020	1.030
206-1PR5-106	1PR506-06MP	5/16	3/8-18	11/16	2.051	1.061
208-1PR5-106	1PR508-06MP	13/32	3/8-18	11/16	2.094	0.974
208-1PR5-108	1PR508-08MP	13/32	1/2-14	7/8	2.140	1.210
210-1PR5-108	1PR510-08MP	1/2	1/2-14	7/8	2.552	1.312
212-1PR5-112	1PR512-12MP	5/8	3/4-14	1-1/16	2.534	1.374
216-1PR5-116	1PR516-16MP	7/8	1-11/12	1-3/8	2.801	1.550
220-1PR5-116	1PR520-16MP	1 1/8	1-11.5	1 3/8	3.172	1.702
220-1PR5-120	1PR520-20MP	1 1/8	1 1/4-11.5	1 3/4	3.204	1.734
224-1PR5-124	1PR524-24MP	1 3/8	1 1/4-11.5	2	3.974	2.052
232-1PR5-132	1PR532-32MP	1 13/16	2-11.5	2 1/2	4.671	2.333

SAE 45° Swivel Female One Piece



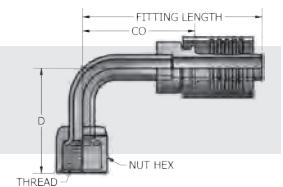
PART NUMBER	JONES ID#	HOSE I.D.	THREAD	STEM HEX	NUT HEX	FITTING LENGTH	STEM I.D.	-CO-CUTOFF
204-1PR5-404	1PR504-04SFX	3/16	7/16-20	1/2	9/16	1.965	0.118	0.965
205-1PR5-404	1PR505-04SFX	1/4	7/16-20	5/8	9/16	2.075	0.156	1.075
205-1PR5-405	1PR505-05SFX	1/4	1/2-20	5/8	11/16	2.145	0.156	1.145
206-1PR5-405	1PR506-05SFX	5/16	1/2-20	5/8	11/16	2.115	0.234	1.115
206-1PR5-406	1PR506-06SFX	5/16	5/8-18	5/8	3/4	2.195	0.234	1.205
208-1PR5-408	1PR508-08SFX	13/32	3/4-16	3/4	7/8	2.470	0.310	1.245
210-1PR5-408	1PR510-08SFX	1/2	3/4-16	13/16	7/8	2.540	0.406	1.280
210-1PR5-410	1PR510-10SFX	1/2	7/8-14	13/16	1-1/16	2.625	0.406	1.395
212-1PR5-410	1PR512-10SFX	5/8	7/8-14	1	1-1/16	2.565	0.500	1.415
212-1PR5-412	1PR512-12SFX	5/8	1-1/16-14	1	1-1/4	2.690	0.500	1.510
216-1PR5-412	1PR516-12SFX	7/8	1-1/16-14	1-1/16	1-1/4	2.805	0.625	1.555
216-1PR5-416	1PR516-16SFX	7/8	1-5/16-12	1-1/4	1-1/2	2.920	0.625	1.700

JIC 37° Swivel Female One Piece



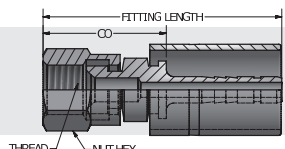
PART NUMBER	JONES ID#	HOSE I.D.	THREAD	STEM HEX	NUT HEX	FITTING LENGTH	STEM I.D.	-CO-CUTOFF
204-1PR5-604	1PR504-04FJ	3/16	7/16-20	1/2	9/16	1.965	0.118	0.965
204-1PR5-605	1PR505-04FJ	1/4	7/16-20	5/8	9/16	2.075	0.156	1.075
205-1PR5-604	1PR505-04FJ	1/4	7/16-20	9/16	7/8	2.075	0.156	1.075
205-1PR5-605	1PR505-05FJ	1/4	1/2-20	5/8	11/16	2.145	0.156	1.145
206-1PR5-605	1PR506-05FJ	5/16	1/2-20	5/8	11/16	2.115	0.234	1.115
206-1PR5-606	1PR506-06FJ	5/16	9/16-18	5/8	3/4	2.105	0.234	1.105
208-1PR5-608	1PR508-08FJ	13/32	3/4-16	11/16	7/8	2.455	0.310	1.245
210-1PR5-608	1PR510-08FJ	1/2	3/4-16	13/16	7/8	2.540	0.406	1.280
210-1PR5-610	1PR510-10FJ	1/2	7/8-14	13/16	1-1/16	2.625	0.406	1.395
212-1PR5-610	1PR512-10FJ	5/8	7/8-14	1	1-1/16	2.565	0.500	1.415
212-1PR5-612	1PR512-12FJ	5/8	1-1/16-12	1	1-1/4	2.690	0.500	1.510
216-1PR5-612	1PR516-12FJ	7/8	1-1/16-12	1-1/16	1-1/4	2.805	0.625	1.555
216-1PR5-616	1PR516-16FJ	7/8	1-5/16-12	1-1/4	1-1/2	2.920	0.844	1.700
220-1PR5-616	1PR520-16FJ	1 1/8	1 5/16-12	1 3/8	1 1/2	2.623	0.845	1.153
220-1PR5-620	1PR520-20FJ	1 1/8	1 5/8-12	1 1/2	2"	2.720	0.845	1.250
224-1PR5-620	1PR524-20FJ	1 3/8	1 5/8-12	1 3/4	2"	3.584	1.065	1.662
224-1PR5-624	1PR524-24FJ	1 3/8	1 7/8-12	2"	2 1/4	3.569	1.065	1.647
232-1PR5-632	1PR532-32FJ	1 13/16	2 1/2-12	2 1/2	2 7/8	4.385	1.440	2.045

SAE 45° Swivel Female 90° Bent Tube Short Drop



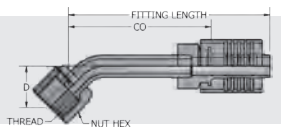
PART NUMBER	JONES ID#	HOSE I.D.	THREAD	NUT HEX	-D-DROP	FITTING LENGTH	-CO-CUTOFF
204-1PR5S-464	1PR504-04SFX90	3/16	7/16-20	9/16	0.780	2.340	1.390
205-1PR5S-464	1PR505-04SFX90	1/4	7/16-20	9/16	0.780	2.415	1.425
205-1PR5S-465	1PR505-05SFX90	1/4	1/2-20	5/8	0.900	3.505	1.510
206-1PR5S-465	1PR506-05SFX90	5/16	1/2-20	5/8	0.920	2.505	1.350
206-1PR5S-466	1PR506-06SFX90	5/16	5/8-18	3/4	0.850	2.655	1.670
208-1PR5S-468	1PR508-08SFX90	13/32	3/4-16	7/8	1.170	2.960	1.755
210-1PR5S-468	1PR510-08SFX90	1/2	3/4-16	7/8	1.170	3.000	1.760
210-1PR5S-470	1PR510-10SFX90	1/2	7/8-14	1	1.320	3.363	2.123
212-1PR5S-470	1PR512-10SFX90	5/8	7/8-14	1	1.320	3.295	2.135
212-1PR5S-472	1PR512-12SFX90	5/8	1-1/16-14	1-1/4	1.870	3.895	2.730
216-1PR5S-472	1PR516-12SFX90	7/8	1-1/16-14	1-1/4	1.870	4.005	2.755
216-1PR5S-476	1PR516-16SFX90	7/8	1-5/16-12	1-1/2	2.240	4.500	3.250

JIC 37° Swivel Female Stem Brass



PART NUMBER	JONES ID#	HOSE I.D.	THREAD	NUT HEX	FITTING LENGTH	-CO-CUTOFF
204-1PR5B-604	1PR504-04FJB	3/16	7/16-20	9/16	1.891	0.981
205-1PB-604	1PR505-04FJB	1/4	7/16-20	9/16	2.060	1.070
206-1PR5B-606	1PR506-06FJB	5/16	9/16-18	3/4	2.176	1.186
208-1PR5B-606	1PR508-06FJB	13/32	9/16-18	3/4	2.251	1.131
208-1PR5B-608	1PR508-08FJB	13/32	3/4-16	7/8	2.550	1.310
210-1PR5B-608	1PR510-08FJB	1/2	3/4-16	7/8	2.643	1.393
210-1PR5B-610	1PR510-10FJB	1/2	7/8-14	1 1/16	2.617	1.367
212-1PR5B-612	1PR512-12FJB	5/8	1 1/16-12	1 1/4	2.711	1.551
216-1PR5B-616	1PR516-16FJB	7/8	1 5/16-12	1 1/2	3.029	1.779
220-1PR5B-620	1PR520-20FJB	1 1/8	1 5/8-12	2	3.402	1.932

SAE 45° Swivel Female 45° Bent Tube Short Drop

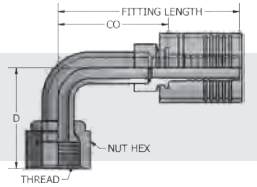


PART NUMBER	JONES ID#	HOSE I.D.	THREAD	NUT HEX	-D-DROP	FITTING LENGTH	-CO-CUTOFF
204-1PR5S-484	1PR504-04SFX45	3/16	7/16-20	9/16	0.330	2.340	1.390
205-1PR5S-484	1PR505-04SFX45	1/4	7/16-20	9/16	0.330	2.685	1.695
205-1PR5S-485	1PR505-05SFX45	1/4	1/2-20	5/8	0.360	2.785	1.795
206-1PR5S-485	1PR506-05SFX45	5/16	1/2-20	5/8	0.360	2.745	1.790
206-1PR5S-486	1PR506-06SFX45	5/16	5/8-18	3/4	0.410	3.005	2.015
208-1PR5S-488	1PR508-08SFX45	13/32	3/4-16	7/8	0.410	3.215	2.015
210-1PR5S-488	1PR510-08SFX45	1/2	3/4-16	7/8	0.550	3.543	2.303
210-1PR5S-490	1PR510-10SFX45	1/2	7/8-14	1	0.650	3.843	2.603
212-1PR5S-490	1PR512-10SFX45	5/8	7/8-14	1	0.650	3.785	2.620
212-1PR5S-492	1PR512-12SFX45	5/8	1-1/16-14	1-1/4	0.780	4.045	2.885
216-1PR5S-492	1PR516-12SFX45	7/8	1-1/16-14	1-1/4	0.780	4.145	2.895
216-1PR5S-496	1PR516-16SFX45	7/8	1-5/16-12	1-1/2	0.890	4.555	3.300

1P ONE-PIECE FITTINGS FOR SAE 100R5 AND A803 HIGH TEMP

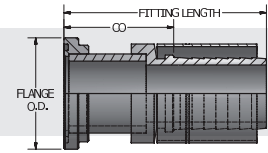


JIC 37° Swivel Female 90° Bent Tube Short Drop



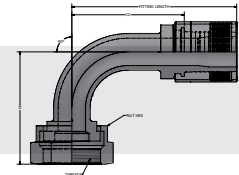
PART NUMBER	JONES ID#	HOSE I.D.	THREAD	NUT HEX	-D- DROP	FITTING LENGTH	-CO- CUTOFF
204-1PR5S-664	1PR504-04FJ90S	3/16	7/16-20	9/16	0.780	2.340	1.390
205-1PR5S-664	1PR505-04FJ90S	1/4	7/16-20	9/16	0.780	2.415	1.425
205-1PR5S-665	1PR505-05FJ90S	1/4	1/2-20	5/8	0.900	2.505	1.510
206-1PR5S-665	1PR506-05FJ90S	5/16	1/2-20	5/8	0.920	2.505	1.350
206-1PR5S-666	1PR506-06FJ90S	5/16	9/16-18	11/16	0.850	2.655	1.670
208-1PR5S-666	1PR508-06FJ90S	13/32	9/16-18	11/16	0.906	2.785	1.665
208-1PR5S-668	1PR508-08FJ90S	13/32	3/4-16	7/8	1.170	2.960	1.755
210-1PR5S-668	1PR510-08FJ90S	1/2	3/4-16	7/8	1.170	3.000	1.760
210-1PR5S-670	1PR510-10FJ90S	1/2	7/8-14	1	1.320	3.363	2.123
212-1PR5S-670	1PR512-10FJ90S	5/8	7/8-14	1	1.320	3.295	2.135
212-1PR5S-672	1PR512-12FJ90S	5/8	1-1/16 - 12	1-1/4	1.870	3.895	2.730
216-1PR5S-672	1PR516-12FJ90S	7/8	1-1/16 - 12	1-1/4	1.870	4.005	2.755
216-1PR5S-676	1PR516-16FJ90S	7/8	1-5/16 - 12	1-1/2	2.240	4.500	3.250
220-1PR5S-676	1PR520-16FJ90S	1-1/8	1-5/16 - 12	1-1/2	2.323	4.559	3.089
220-1PR5S-678	1PR520-20FJ90S	1-1/8	1-5/8 - 12	2	2.500	5.870	4.400

O-Ring Flange Code 61 Straight



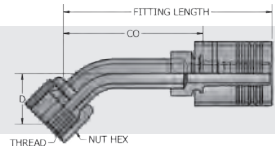
PART NUMBER	HOSE I.D.	-CO- CUTOFF	FITTING LENGTH	FLANGE SIZE	FLANGE O.D.
232-1PR5-G32	1 13/16	2.769	5.107	2	2 13/16

Swivel Female Flat Face O-Ring Seal Stem 90° Short Drop 100R5



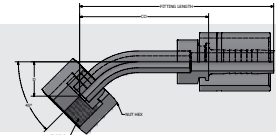
PART NUMBER	JONES ID#	HOSE I.D.	THREAD	NUT HEX	-D- DROP	FITTING LENGTH	-CO- CUTOFF
208-1PR5FSX-A28	1PR508-08FFX90S	13/32	13/16-16	15/16	1.150	3.336	2.216
220-1PR5FSX-A40	1PR520-20FFX90S	1-1/8	1 11/16-12	2	2.500	4.520	3.150
224-1PR5FSX-A44	1PR524-24FFX90S	1-3/8	2-12	2 1/4	3.190	6.161	4.239

JIC 37° Swivel Female 45° Bent Tube Short Drop



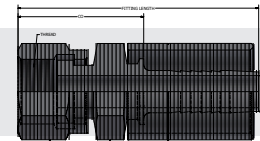
PART NUMBER	JONES ID#	HOSE I.D.	THREAD	NUT HEX	-D- DROP	FITTING LENGTH	-CO- CUTOFF
204-1PR5S-684	1PR504-04FJ45S	3/16	7/16-20	9/16	0.330	2.340	1.390
205-1PR5S-684	1PR505-04FJ45S	1/4	7/16-20	9/16	0.330	2.685	1.695
205-1PR5S-685	1PR505-05FJ45S	1/4	1/2-20	5/8	0.360	2.785	1.795
206-1PR5S-685	1PR506-05FJ45S	5/16	1/2-20	5/8	0.360	2.745	1.790
206-1PR5S-686	1PR506-06FJ45S	5/16	9/16-18	11/16	0.410	3.005	2.015
208-1PR5S-688	1PR508-08FJ45S	13/32	3/4-16	7/8	0.410	3.215	2.015
210-1PR5S-688	1PR510-08FJ45S	1/2	3/4-16	7/8	0.550	3.543	2.303
210-1PR5S-690	1PR510-10FJ45S	1/2	7/8-14	1	0.650	3.843	2.603
212-1PR5S-990	1PR512-10FJ45S	5/8	7/8-14	1	0.650	3.785	2.620
212-1PR5S-692	1PR512-12FJ45S	5/8	1-1/16 - 12	1-1/4	0.780	4.045	2.885
216-1PR5S-692	1PR516-12FJ45S	7/8	1-1/16 - 12	1-1/4	0.780	4.145	2.895
216-1PR5S-696	1PR516-16FJ45S	7/8	1-5/16 - 12	1-1/2	0.890	4.555	3.300
220-1PR5S-696	1PR520-16FJ45S	1-1/8	1-5/16 - 12	1-1/2	1.305	4.556	3.070
220-1PR5S-698	1PR520-20FJ45S	1 1/8	1 5/8-12	2	1.3	6.387	4.917

Swivel Female Flat Face O-Ring Seal Stem 45° 100R5



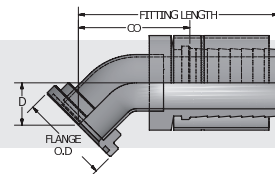
PART NUMBER	JONES ID#	HOSE I.D.	THREAD	NUT HEX	-D- DROP	FITTING LENGTH	-CO- CUTOFF
208-1PR5FSX-L66	1PR508-06FFX45	13/32	11/16-16	13/16	0.591	3.339	2.219
208-1PR5FSX-L68	1PR508-08FFX45	13/32	13/16-16	15/16	0.591	3.310	2.190

Swivel Female Flat Face O-Ring Seal Stem Straight 100R5



PART NUMBER	JONES ID#	HOSE I.D.	THREAD	NUT HEX	STEM HEX	FITTING LENGTH	-CO- CUTOFF
208-1PR5FSX-06	1PR508-06FFX	13/32	11/16-16	13/16	13/16	2.354	1.234
208-1PR5FSX-08	1PR508-08FFX	13/32	13/16-16	15/16	13/16	2.420	1.300
220-1PR5FSX-20	1PR520-20FFX	1-1/8	1 11/16-12	2	1 3/4	3.557	2.087
224-1PR5FSX-24	1PR524-24FFX	1-3/8	2-12	2 1/4	1 15/16	4.181	2.259

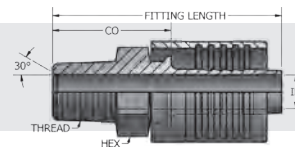
O-Ring Flange Code 61 45°



PART NUMBER	HOSE I.D.	DROP	-CO- CUTOFF	FITTING LENGTH	FLANGE SIZE	FLANGE O.D.
232-1PR5-G54	1 13/16	1.120	2.940	5.278	1 1/2	2 3/8

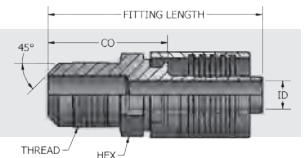
1P ONE-PIECE COMPRESSION FITTINGS FOR SAE 100R1, 100R7, 100R8

NPTF Solid Male Stem



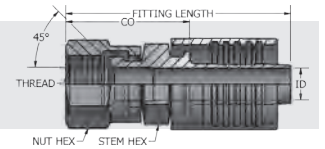
PART NUMBER	JONES ID#	HOSE I.D.	THREAD	HEX	STEM I.D.	FITTING LENGTH	-CO- CUTOFF
204-1P-102	1P04-02MP	1/4	1/8-27	5/8	0.156	1.833	0.843
204-1P-104	1P04-04MP	1/4	1/4-18	5/8	0.156	2.020	1.030
204-1P-106	1P04-06MP	1/4	3/8-18	11/16	0.156	2.020	1.030
204-1P-108	1P04-08MP	1/4	1/2-14	7/8	0.156	2.255	1.265
206-1P-104	1P06-04MP	3/8	1/4-18	11/16	0.296	2.051	1.061
206-1P-106	1P06-06MP	3/8	3/8-18	11/16	0.296	2.051	1.061
206-1P-108	1P06-08MP	3/8	1/2-14	7/8	0.296	2.302	1.312
208-1P-106	1P08-06MP	1/2	3/8-18	13/16	0.406	2.374	1.124
208-1P-108	1P08-08MP	1/2	1/2-14	7/8	0.406	2.562	1.312
208-1P-112	1P08-12MP	1/2	3/4-14	1-1/16	0.406	2.624	1.374
212-1P-108	1P12-08MP	3/4	1/2-14	1-1/16	0.563	2.614	1.364
212-1P-112	1P12-12MP	3/4	3/4-14	1-1/16	0.625	2.676	1.526
212-1P-116	1P12-16MP	3/4	1 - 11-1/2	1-3/8	0.625	2.926	1.676
216-1P-112	1P16-12MP	1	3/4-14	1-3/8	0.717	2.922	1.452
216-1P-116	1P16-16MP	1	1 - 11-1/2	1-3/8	0.843	3.172	1.702

SAE 45° Solid Male Stem



PART NUMBER	JONES ID#	HOSE I.D.	THREAD	HEX	STEM I.D.	FITTING LENGTH	-CO- CUTOFF
204-1P-303	1P04-03MS	1/4	3/8-24	5/8	0.156	1.895	0.905
204-1P-304	1P04-04MS	1/4	7/16-20	5/8	0.156	1.958	0.968
204-1P-305	1P04-05MS	1/4	1/2-20	5/8	0.156	2.019	1.029
204-1P-306	1P04-06MS	1/4	5/8-18	11/16	0.156	2.082	1.092
206-1P-306	1P06-06MS	3/8	5/8-18	11/16	0.296	2.082	1.092
206-1P-308	1P06-08MS	3/8	3/4-16	3/4	0.296	2.239	1.249
208-1P-308	1P08-08MS	1/2	3/4-16	13/16	0.406	2.552	1.312
208-1P-310	1P08-10MS	1/2	7/8-14	7/8	0.406	2.682	1.442
212-1P-312	1P12-12MS	3/4	1-1/16 - 14	1-1/8	0.625	2.926	1.676

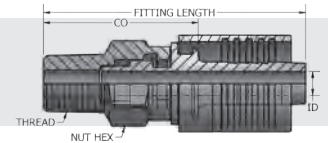
SAE 45° Swivel Female Stem



PART NUMBER	JONES ID#	HOSE I.D.	THREAD	NUT HEX	STEM HEX	STEM I.D.	FITTING LENGTH	-CO- CUTOFF
204-1P-404	1P04-04SFX	1/4	7/16-20	5/8	9/16	0.156	2.075	1.075
204-1P-405	1P04-05SFX	1/4	1/2-20	5/8	11/16	0.156	2.145	1.145
204-1P-406	1P04-06SFX	1/4	5/8-18	5/8	3/4	0.156	2.210	1.215
206-1P-404	1P06-04SFX	3/8	7/16-20	11/16	9/16	0.296	2.075	1.075
206-1P-406	1P06-06SFX	3/8	5/8-18	11/16	3/4	0.296	2.195	1.195
206-1P-408	1P06-08SFX	3/8	3/4-16	11/16	7/8	0.296	2.260	1.245
208-1P-406	1P08-06SFX	1/2	5/8-18	13/16	3/4	0.296	2.493	1.253
208-1P-408	1P08-08SFX	1/2	3/4-16	13/16	7/8	0.406	2.540	1.280
208-1P-410	1P08-10SFX	1/2	7/8-14	13/16	1-1/16	0.406	2.625	1.395
212-1P-410	1P12-10SFX	3/4	7/8-14	1-1/16	1-1/16	0.625	2.724	1.474
212-1P-412	1P12-12SFX	3/4	1-1/16 - 14	1-1/16	1-1/4	0.625	2.805	1.555

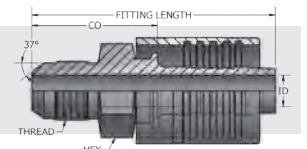
NPTF Swivel Male Stem

Leakage may occur at low pressure



PART NUMBER	JONES ID#	HOSE I.D.	THREAD	NUT HEX	STEM I.D.	FITTING LENGTH	-CO- CUTOFF
204-1P-202	1P04-02MPX	1/4	1/8-27	1/2	0.156	2.082	1.092
204-1P-204	1P04-04MPX	1/4	1/4-18	11/16	0.156	2.445	1.440
204-1P-206	1P04-06MPX	1/4	3/8-18	13/16	0.156	2.595	1.625
204-1P-208	1P04-08MPX	1/4	1/2-14	7/8	0.156	2.785	1.795
206-1P-204	1P06-04MPX	3/8	1/4-18	11/16	0.296	2.590	1.605
206-1P-206	1P06-06MPX	3/8	3/8-18	13/16	0.296	2.590	1.625
206-1P-208	1P06-08MPX	3/8	1/2-14	7/8	0.296	2.780	1.810
208-1P-206	1P08-06MPX	1/2	3/8-18	1	0.406	2.835	1.605
208-1P-208	1P08-08MPX	1/2	1/2-14	1	0.406	3.035	1.800
212-1P-208	1P12-08MPX	3/4	1/2-14	1-5/16	0.625	3.125	1.890
212-1P-212	1P12-12MPX	3/4	3/4-14	1-5/16	0.625	3.135	1.885
216-1P-216	1P16-16MPX	1	1 - 11-1/2	1-5/8	0.844	3.760	2.300

JIC 37° Solid Male Stem

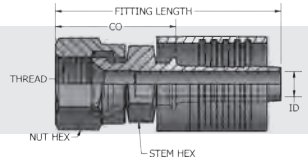


PART NUMBER	JONES ID#	HOSE I.D.	THREAD	HEX	STEM I.D.	FITTING LENGTH	-CO- CUTOFF
204-1P-504	1P04-04MJ	1/4	7/16-20	5/8	0.156	2.003	1.013
204-1P-505	1P04-05MJ	1/4	1/2-20	5/8	0.156	2.019	1.029
204-1P-506	1P04-06MJ	1/4	9/16-18	5/8	0.156	2.013	1.023
204-1P-507	1P04-07MJ	1/4	5/8-18	5/8	0.156	2.082	1.092
206-1P-506	1P06-06MJ	3/8	9/16-18	11/16	0.265	2.045	1.055
206-1P-508	1P06-08MJ	3/8	3/4-16	3/4	0.296	2.145	1.155
206-1P-510	1P06-10MJ	3/8	7/8-14	7/8	0.296	2.239	1.249
208-1P-508	1P08-08MJ	1/2	3/4-16	13/16	0.406	2.468	1.218
208-1P-510	1P08-10MJ	1/2	7/8-14	1	0.406	2.562	1.312
208-1P-512	1P08-12MJ	1/2	1-1/16 - 12	1-1/16	0.406	2.669	1.429
212-1P-510	1P12-10MJ	3/4	7/8-14	1-1/16	0.468	2.676	1.426
212-1P-512	1P12-12MJ	3/4	1-1/16 - 12	1-1/8	0.625	2.793	1.543
212-1P-514	1P12-14MJ	3/4	1-3/16 - 12	1-1/4	0.625	2.793	1.543
212-1P-516	1P12-16MJ	3/4	1-5/16 - 12	1-3/8	0.625	2.837	1.587
216-1P-516	1P16-16MJ	1	1-5/16 - 12	1-5/8	0.844	3.146	1.676
216-1P-520	1P16-20MJ	1	1-5/8 - 12	1-5/8	0.844	3.139	1.664

1P ONE-PIECE COMPRESSION FITTINGS FOR SAE 100R1, 100R7, 100R8

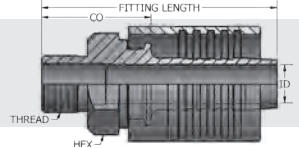


JIC 37° Swivel Female Stem



PART NUMBER	JONES ID#	HOSE I.D.	THREAD	STEM HEX	NUT HEX	STEM I.D.	FITTING LENGTH	-CO-CUTOFF
204-1P-604	1P04-04FJ	1/4	7/16-20	5/8	9/16	0.156	2.130	1.070
204-1P-605	1P04-05FJ	1/4	1/2-20	5/8	11/16	0.156	2.115	1.125
204-1P-606	1P04-06FJ	1/4	9/16-18	5/8	3/4	0.156	2.064	1.120
206-1P-604	1P06-04FJ	3/8	7/16-20	11/16	9/16	0.171	2.110	1.074
206-1P-606	1P06-06FJ	3/8	9/16-18	11/16	3/4	0.296	2.245	1.105
206-1P-608	1P06-08FJ	3/8	3/4-16	11/16	7/8	0.296	2.325	1.245
206-1P-610	1P06-10FJ	3/8	7/8-14	13/16	1-1/16	0.296	2.420	1.345
208-1P-606	1P08-06FJ	1/2	9/16-18	13/16	3/4	0.296	2.550	1.165
208-1P-608	1P08-08FJ	1/2	3/4-16	13/16	7/8	0.406	2.610	1.310
208-1P-610	1P08-10FJ	1/2	7/8-14	13/16	1-1/16	0.406	2.735	1.370
208-1P-612	1P08-12FJ	1/2	1-1/16 - 12	1	1-1/4	0.406	2.655	1.505
212-1P-610	1P12-10FJ	3/4	7/8-14	1-1/16	1-1/16	0.500	2.745	1.490
212-1P-612	1P12-12FJ	3/4	1-1/16 - 12	1-1/16	1-1/4	0.625	2.810	1.570
212-1P-614	1P12-14FJ	3/4	1-3/16 - 12	1-1/8	1-3/8	0.625	2.830	1.585
212-1P-616	1P12-16FJ	3/4	1-5/16 - 12	1-1/4	1-1/2	0.625	2.920	1.700
216-1P-612	1P16-12FJ	1	1-1/16 - 12	1-3/8	1-1/4	0.718	3.040	1.580
216-1P-614	1P16-14FJ	1	1-3/16 - 12	1-3/8	1-3/8	0.844	3.055	1.600
216-1P-616	1P16-16FJ	1	1-5/16 - 12	1-3/8	1-1/2	0.844	3.175	1.720
216-1P-620	1P16-20FJ	1	1-5/8 - 12	1-1/2	2	0.844	3.175	1.825

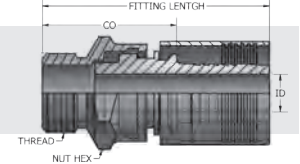
ORB Solid Male Stem



PART NUMBER	JONES ID#	HOSE I.D.	THREAD	HEX	STEM I.D.	FITTING LENGTH	-CO-CUTOFF
204-1P-704	1P04-04MB	1/4	7/16-20	5/8	0.156	1.817	0.827
204-1P-705	1P04-05MB	1/4	1/2-20	5/8	0.156	1.817	0.827
204-1P-706	1P04-06MB	1/4	9/16-18	11/16	0.156	1.849	0.859
206-1P-704	1P06-04MB	3/8	7/16-20	11/16	0.250	1.849	0.859
206-1P-705	1P06-05MB	3/8	1/2-20	11/16	0.296	1.849	0.859
206-1P-706	1P06-06MB	3/8	9/16-18	3/4	0.296	1.943	0.953
206-1P-708	1P06-08MB	3/8	3/4-16	7/8	0.296	2.017	1.027
206-1P-710	1P06-10MB	3/8	7/8-14	1	0.296	2.052	1.062
206-1P-712	1P06-12MB	3/8	1-1/16 - 12	1-1/4	0.296	2.208	1.218
208-1P-708	1P08-08MB	1/2	3/4-16	7/8	0.406	2.250	1.000
208-1P-710	1P08-10MB	1/2	7/8-14	1	0.406	2.312	1.062
208-1P-712	1P08-12MB	1/2	1-1/16 - 12	1-1/4	0.406	2.437	1.187
212-1P-710	1P12-10MB	3/4	7/8-14	1-1/16	0.625	2.333	1.083
212-1P-712	1P12-12MB	3/4	1-1/16 - 12	1-1/4	0.625	2.520	1.270
212-1P-714	1P12-14MB	3/4	1-3/16 - 12	1-3/8	0.625	2.520	1.270
212-1P-716	1P12-16MB	3/4	1-5/16 - 12	1-1/2	0.625	2.520	1.270
216-1P-712	1P16-12MB	1	1-1/16 - 12	1-3/8	0.844	2.829	1.359
216-1P-714	1P16-14MB	1	1-3/16 - 12	1-3/8	0.844	2.829	1.359
216-1P-716	1P16-16MB	1	1-5/16 - 12	1-1/2	0.844	2.829	1.359

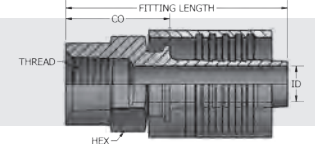
ORB Swivel Male Stem

Leakage may occur at low pressure



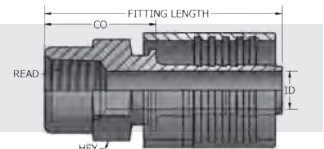
PART NUMBER	JONES ID#	HOSE I.D.	THREAD	NUT HEX	STEM I.D.	FITTING LENGTH	-CO-CUTOFF
204-1P-804	1P04-04MBX	1/4	7/16-20	11/16	0.156	2.340	1.340
204-1P-805	1P04-05MBX	1/4	1/2-20	11/16	0.156	2.340	1.340
204-1P-806	1P04-06MBX	1/4	9/16-18	11/16	0.156	2.350	1.365
206-1P-806	1P06-06MBX	3/8	9/16-18	11/16	0.296	2.400	1.405
206-1P-808	1P06-08MBX	3/8	3/4-16	7/8	0.296	2.355	1.365
206-1P-810	1P06-10MBX	3/8	7/8-14	1	0.296	2.565	1.570
208-1P-808	1P08-08MBX	1/2	3/4-16	1	0.406	2.730	1.500
208-1P-810	1P08-10MBX	1/2	7/8-14	1	0.406	2.775	1.535
212-1P-812	1P12-12MBX	3/4	1-1/16 - 12	1-5/16	0.625	3.125	1.890
212-1P-814	1P12-14MBX	3/4	1-3/16 - 12	1-5/16	0.625	2.960	1.720

NPTF Solid Female Stem



PART NUMBER	JONES ID#	HOSE I.D.	THREAD	NUT HEX	STEM I.D.	FITTING LENGTH	-CO-CUTOFF
204-1P-902	1P04-02FP	1/4	1/8-27	5/8	0.156	1.864	0.874
204-1P-904	1P04-04FP	1/4	1/4-18	11/16	0.156	1.864	0.874
204-1P-906	1P04-06FP	1/4	3/8-18	13/16	0.156	2.052	1.782
206-1P-904	1P06-04FP	3/8	1/4-18	11/16	0.296	1.864	0.874
206-1P-906	1P06-06FP	3/8	3/8-18	13/16	0.296	1.989	0.999
206-1P-908	1P06-08FP	3/8	1/2-14	1	0.296	2.130	1.140
208-1P-906	1P08-06FP	1/2	3/8-18	13/16	0.406	2.130	1.140
208-1P-908	1P08-08FP	1/2	1/2-14	1	0.406	2.390	1.140
212-1P-912	1P12-12FP	3/4	3/4-14	1-1/4	0.625	2.676	1.426
216-1P-916	1P16-16FP	1	1 - 11-1/2	1-1/2	0.844	3.031	1.561

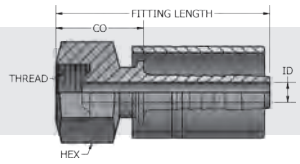
Solid Female Grease Fitting Stem



PART NUMBER	JONES ID#	HOSE I.D.	THREAD	NUT HEX	STEM I.D.	FITTING LENGTH	-CO-CUTOFF
204-1PSP-908	1P04-08FPSP	1/4	1/2-27	1-1/16	0.156	1.864	0.874
206-1PSP-908	1P06-08FPSP	3/8	1/2-27	1-1/16	0.296	1.864	0.874

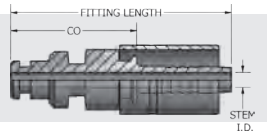
1P ONE-PIECE COMPRESSION FITTINGS FOR SAE 100R1, 100R7, 100R8

45° Solid Female Inverted Flare Stem



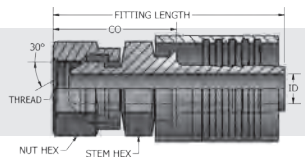
PART NUMBER	JONES ID#	HOSE I.D.	THREAD	HEX	STEM I.D.	FITTING LENGTH	-CO-CUTOFF
204-1P-904-IF	1P04-04FFIF	1/4	7/16-24	11/16	0.156	1.677	0.687
204-1P-905-IF	1P04-05FFIF	1/4	1/2-20	11/16	0.156	1.677	0.687
204-1P-906-IF	1P04-06FFIF	1/4	5/8-18	3/4	0.156	1.677	0.687
206-1P-906-IF	1P06-06FFIF	3/8	5/8-18	3/4	0.296	1.612	0.622

Male O-Lok One-Piece



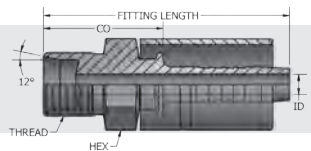
PART NUMBER	JONES ID#	HOSE I.D.	MALE SIZE	STEM I.D.	FITTING LENGTH	-CO-CUTOFF
204-1P-S04	1P04-04MOLK	1/4	1/4	0.156	2.307	1.317
206-1P-S06	1P06-06MOLK	3/8	3/8	0.296	2.312	1.322
208-1P-S08	1P08-08MOLK	1/2	1/2	0.408	2.567	1.307
412-1P-S12	1P12-12MOLK	3/4	3/4	0.625	2.619	1.369
416-1P-S16	1P16-16MOLK	1	1	0.843	3.370	1.600

NPSM Swivel Female Stem



PART NUMBER	JONES ID#	HOSE I.D.	THREAD	STEM HEX	NUT HEX	STEM I.D.	FITTING LENGTH	-CO-CUTOFF
204-1P-4FPX	1P04-04FPX	1/4	1/4-18	5/8	11/16	0.156	2.017	1.027
204-1P-6FPX	1P04-06FPX	1/4	3/8-18	5/8	7/8	0.156	2.120	1.143
206-1P-4FPX	1P06-04FPX	3/8	1/4-18	11/16	11/16	0.250	2.040	1.079
206-1P-6FPX	1P06-06FPX	3/8	3/8-18	11/16	7/8	0.296	2.142	1.153
206-1P-8FPX	1P06-08FPX	3/8	1/2-14	13/16	1	0.296	2.253	1.263
208-1P-8FPX	1P08-08FPX	1/2	1/2-14	13/16	1	0.406	2.470	1.230
212-1P-12FPX	1P12-12FPX	3/4	3/4-14	1-1/16	1-1/4	0.625	2.769	1.519
216-1P-16FPX	1P16-16FPX	1	1-11-1/2	1-3/8	1-1/2	0.843	2.980	1.520

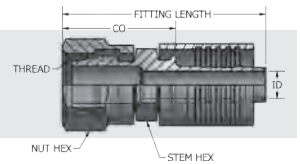
Male Flareless Stem



PART NUMBER	JONES ID#	HOSE I.D.	THREAD	HEX	STEM I.D.	FITTING LENGTH	-CO-CUTOFF
204-1P-E04	1P04-04MF	1/4	7/16-20	5/8	0.156	1.911	0.921
204-1P-E06	1P04-06MF	1/4	9/16-18	5/8	0.156	1.927	0.937
206-1P-E05	1P06-05MF	3/8	1/2-20	11/16	0.234	1.942	0.952
206-1P-E06	1P06-06MF	3/8	9/16-18	11/16	0.296	1.959	0.969
206-1P-E08	1P06-08MF	3/8	3/4-16	13/16	0.296	2.051	1.061
208-1P-E08	1P08-08MF	1/2	3/4-16	13/16	0.406	2.365	1.125
208-1P-E10	1P08-10MF	1/2	7/8-14	1	0.406	2.437	1.187

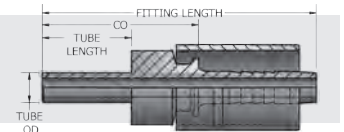
Swivel Female Flareless 24° Cone

For Flareless Sleeve and Nut



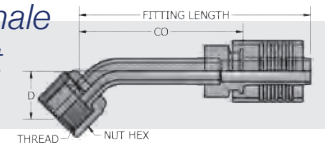
PART NUMBER	JONES ID#	HOSE I.D.	THREAD	STEM HEX	NUT HEX	STEM I.D.	FITTING LENGTH	-CO-CUTOFF
204-1PMFX-4	1P04-04FXF	1/4	7/16-20	5/8	9/16	0.156	2.202	1.237
204-1PMFX-5	1P04-05FXF	1/4	1/2-20	5/8	11/16	0.156	2.148	1.158
206-1PMFX-6	1P06-06FXF	3/8	9/16-18	11/16	3/4	0.296	2.150	1.160
206-1PMFX-8	1P06-08FXF	3/8	3/4-16	11/16	7/8	0.296	2.129	1.139
208-1PMFX-8	1P08-08FXF	1/2	3/4-16	13/16	7/8	0.406	2.389	1.139
208-1PMFX-10	1P08-10FXF	1/2	7/8-14	13/16	1-1/16	0.406	2.558	1.308
208-1PMFX-11	1P08-11FXF	1/2	15/16-16	1	1-1/8	0.406	2.628	1.378
212-1PMFX-12	1P12-12FXF	3/4	1-1/16-12	1-1/16	1-1/4	0.625	3.017	1.777
216-1PMFX-16	1P16-16FXF	1	1-5/16-12	1-3/8	1-1/2	0.844	3.487	2.032
216-1PMFXSP-16	1P16-16FXFSP	1	1-5/16-12	1-3/8	1-1/2	0.844	3.487	2.032

Inch Stand Pipe



PART NUMBER	JONES ID#	HOSE I.D.	TUBE O.D.	TUBE LENGTH	FITTING LENGTH	-CO-CUTOFF
204-1PST-4	1P04-04SP	1/4	1/4	0.750	2.302	1.312
204-1PST-6	1P04-06SP	1/4	3/8	0.875	2.427	1.437
406-1PST-6	1P06-06SP	3/8	3/8	1.000	2.677	1.687
406-1PST-8	1P06-08SP	3/8	1/2	1.000	2.677	1.687
408-1PST-8	1P08-08SP	1/2	1/2	1.000	2.937	1.687
408-1PST-10	1P08-10SP	1/2	5/8	1.000	2.927	1.687
410-1PST-12	1P10-12SP	5/8	3/4	1.125	3.083	1.843
412-1PST-12	1P12-12SP	3/4	3/4	1.125	3.691	1.836
416-1PST-16	1P16-16SP	1	1	1.250	4.050	2.000

SAE 45° Swivel Female One-Piece 45° Bent Tube Short Drop

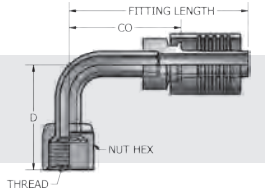


PART NUMBER	JONES ID#	HOSE I.D.	THREAD	NUT HEX	-D-DROP	FITTING LENGTH	-CO-CUTOFF
206-1PS-486	1P06-06FS45	3/8	5/8-18	3/4	0.410	3.005	2.015
206-1PS-488	1P06-08FS45	3/8	3/4-16	7/8	0.550	3.355	2.365
212-1PS-492	1P12-12FS45	3/4	1 1/16-12	1 1/4	0.780	4.145	2.895

1P ONE-PIECE COMPRESSION FITTINGS FOR SAE 100R1, 100R7, 100R8

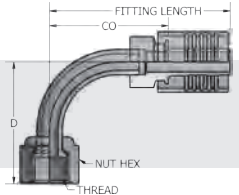


SAE 45° Swivel Female
Stem 90° Bent Tube
Short Drop



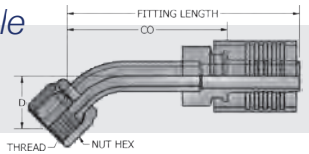
PART NUMBER	JONES ID#	HOSE I.D.	THREAD	NUT HEX	-D- DROP	FITTING LENGTH	-CO- CUTOFF
206-1PS-466	1P06-06FS90S	3/8	5/8-18	3/4	0.850	2.655	1.665
206-1PS-468	1P06-08FS90S	3/8	3/4-16	7/8	1.170	2.750	1.760
208-1PS-468	1P08-08FS90S	1/2	3/4-16	7/8	1.090	2.870	1.620
212-1PS-472	1P12-12FS90S	3/4	1 1/16-12	1 1/4	1.890	4.005	2.755

SAE 45° Swivel Female
One-Piece 90° Bent
Tube Medium Drop



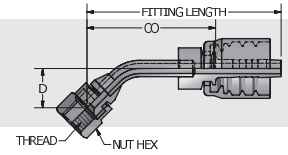
PART NUMBER	JONES ID#	HOSE I.D.	THREAD	NUT HEX	-D- DROP	FITTING LENGTH	-CO- CUTOFF
204-1PM-464	1P04-04FS90M	1/4	7/16-20	9/16	0.880	2.415	1.425
206-1PM-466	1P06-06FS90M	3/8	5/8-18	3/4	1.400	2.655	1.665

JIC 37° Swivel Female
Stem 45° Bent Tube
Short Drop



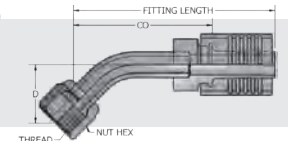
PART NUMBER	JONES ID#	HOSE I.D.	THREAD	HEX	-D- DROP	FITTING LENGTH	-CO- CUTOFF
204-1PS-684	1P04-04FJ45S	1/4	7/16-20	9/16	0.330	2.685	1.695
204-1PS-685	1P04-05FJ45S	1/4	1/2-20	5/8	0.360	2.785	1.795
204-1PS-686	1P04-06FJ45S	1/4	9/16-18	11/16	0.410	3.005	2.015
206-1PS-686	1P06-06FJ45S	3/8	9/16-18	11/16	0.410	3.005	2.015
206-1PS-688	1P06-08FJ45S	3/8	3/4-16	7/8	0.550	3.355	2.365
208-1PS-688	1P08-08FJ45S	1/2	3/4-16	7/8	0.550	3.553	2.303
208-1PS-690	1P08-10FJ45S	1/2	7/8-14	1	0.650	3.853	2.603
212-1PS-692	1P12-12FJ45S	3/4	1-1/16-12	1-1/4	0.780	4.145	2.895
212-1PS-694	1P12-14FJ45S	3/4	1-3/16-12	1-3/8	0.860	4.405	3.150
212-1PS-696	1P12-16FJ45S	3/4	1-5/16-12	1-1/2	0.890	4.550	3.300
216-1PS-692	1P16-12FJ45S	1	1-1/16-12	1-1/4	0.780	4.430	2.960
216-1PS-696	1P16-16FJ45S	1	1-5/16-12	1-1/2	0.890	4.430	2.960

JIC 37° Swivel
Female Stem 45°
Bent Tube Short
Drop Crimp Style



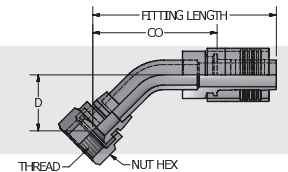
PART NUMBER	JONES ID#	HOSE I.D.	THREAD	HEX	-D- DROP	FITTING LENGTH	-CO- CUTOFF
204-1PSCS-684	1P04-04FJ45SCS	1/4	7/16-20	9/16	0.433	2.494	1.504
206-1PSCS-686	1P06-06FJ45SCS	3/8	9/16-18	3/4	0.472	2.565	1.575
206-1PSCS-688	1P06-08FJ45SCS	3/8	3/4-16	7/8	0.550	2.58	1.59
208-1PSCS-688	1P08-08FJ45SCS	1/2	3/4-16	7/8	0.590	2.995	1.745
210-1PSCS-690	1P10-10FJ45SCS	5/8	1 7/8-14	1 1/16	0.630	3.285	2.035
212-1PSCS-692	1P12-12FJ45SCS	3/4	1 1/16-12	1 1/4	0.827	3.821	2.571
216-1PSCS-696	1P16-16FJ45SCS	1	1 5/16-12	1 1/2	0.945	4.020	2.550

JIC 37° Swivel Female
Stem 45° Bent Tube
Medium Drop



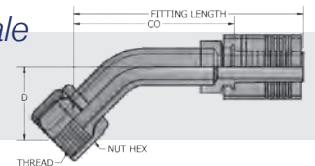
PART NUMBER	JONES ID#	HOSE I.D.	THREAD	HEX	-D- DROP	FITTING LENGTH	-CO- CUTOFF
204-1PM-684	1P04-04FJ45M	1/4	7/16-20	9/16	0.470	2.685	1.690
204-1PM-685	1P04-05FJ45M	1/4	1/2-20	5/8	0.590	2.785	1.790
204-1PM-686	1P04-06FJ45M	1/4	9/16-18	11/16	0.590	3.005	2.015
206-1PM-686	1P06-06FJ45M	3/8	9/16-18	11/16	0.590	3.005	2.015
206-1PM-688	1P06-08FJ45M	3/8	3/4-16	7/8	0.690	3.190	2.200
208-1PM-688	1P08-08FJ45M	1/2	3/4-16	7/8	0.690	3.553	2.303
208-1PM-690	1P08-10FJ45M	1/2	7/8-14	1	0.780	3.853	2.603
212-1PM-690	1P12-10FJ45M	3/4	7/8-14	1	0.780	3.890	2.640
212-1PM-692	1P12-12FJ45M	3/4	1-1/16-12	1-1/4	1.060	4.145	2.895
212-1PM-696	1P12-16FJ45M	3/4	1-5/16-12	1-1/2	1.160	4.565	3.315
216-1PM-696	1P16-16FJ45M	1	1-5/16-12	1-1/2	1.160	4.780	3.310

JIC 37° Swivel
Female Stem 45°
Bent Tube Medium
Drop Crimp Style



PART NUMBER	JONES ID#	HOSE I.D.	THREAD	HEX	-D- DROP	FITTING LENGTH	-CO- CUTOFF
210-1PMSC-690	1P10-10FJ45MCS	5/8	7/8-14	1 1/16	0.780	3.470	2.220

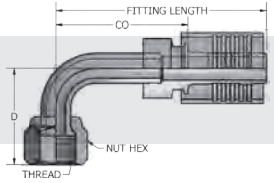
JIC 37° Swivel Female
Stem 45° Bent Tube
Long Drop



PART NUMBER	JONES ID#	HOSE I.D.	THREAD	NUT HEX	-D- DROP	FITTING LENGTH	-CO- CUTOFF
208-1PL-688	1P08-08FJ45L	1/2	3/4-16	7/8	0.700	3.740	2.490
208-1PL-690	1P08-10FJ45L	1/2	7/8-14	1	0.880	3.950	2.700
216-1PL-696	1P16-16FJ45L	1	1-5/16-12	1-1/2	1.330	4.960	3.490

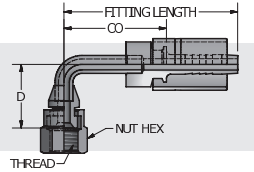
1P ONE-PIECE COMPRESSION FITTINGS FOR SAE 100R1, 100R7, 100R8

JIC 37° Swivel Female Stem 90° Bent Tube Short Drop



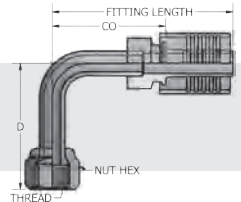
PART NUMBER	JONES ID#	HOSE I.D.	THREAD	NUT HEX	-D- DROP	FITTING LENGTH	-CO- CUTOFF
204-1PS-664	1P04-04FJ90S	1/4	7/16-20	9/16	0.827	2.415	1.425
204-1PS-665	1P04-05FJ90S	1/4	1/2-20	5/8	0.906	2.500	1.510
204-1PS-666	1P04-06FJ90S	1/4	9/16-18	11/16	0.906	2.655	1.665
206-1PS-666	1P06-06FJ90S	3/8	9/16-18	11/16	0.906	2.655	1.665
206-1PS-668	1P06-08FJ90S	3/8	3/4-16	7/8	1.142	2.750	1.760
208-1PS-666	1P08-06FJ90S	1/2	9/16-18	11/16	0.906	2.990	1.740
208-1PS-668	1P08-08FJ90S	1/2	3/4-16	7/8	1.142	3.010	1.760
208-1PS-670	1P08-10FJ90S	1/2	7/8-14	1	1.256	3.373	2.123
212-1PS-670	1P12-10FJ90S	3/4	7/8-14	1	1.256	3.415	2.165
212-1PS-672	1P12-12FJ90S	3/4	1-1/16 - 12	1-1/4	1.890	4.005	2.755
212-1PS-674	1P12-14FJ90S	3/4	1-3/16 - 12	1-3/8	2.000	4.370	3.120
212-1PS-676	1P12-16FJ90S	3/4	1-5/16 - 12	1-1/2	2.205	4.500	3.250
216-1PS-676	1P16-16FJ90S	1	1-5/16 - 12	1-1/2	2.205	4.720	3.250

JIC 37° Swivel Female Stem 90° Bent Tube Short Drop Crimp Style



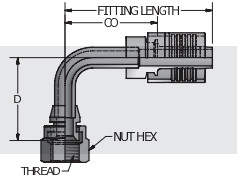
PART NUMBER	JONES ID#	HOSE I.D.	THREAD	HEX	-D- DROP	FITTING LENGTH	-CO- CUTOFF
204-1PSCS-664	1P04-04FJ90SCS	1/4	7/16-20	9/16	0.827	2.415	1.425
206-1PSCS-666	1P06-06FJ90SCS	3/8	9/16-18	3/4	0.906	2.655	1.665
206-1PSCS-668	1P06-08FJ90SCS	3/8	3/4-16	7/8	1.142	2.750	1.760
208-1PSCS-668	1P08-08FJ90SCS	1/2	3/4-16	7/8	1.142	3.010	1.760
210-1PSCS-670	1P10-10FJ90SCS	5/8	7/8-14	1 1/16	1.256	3.385	2.135
210-1PSCS-672	1P10-12FJ90SCS	5/8	1 1/16-12	1 1/4	1.890	3.385	2.135
212-1PSCS-672	1P12-12FJ90SCS	3/4	1 1/16-12	1 1/4	1.890	4.005	2.755
212-1PSCS-676	1P12-16FJ90SCS	3/4	1 5/16-12	1 1/2	2.205	4.005	2.755
216-1PSCS-676	1P16-16FJ90SCS	1	1 5/16-12	1 1/2	2.205	4.720	3.250

JIC 37° Swivel Female Stem 90° Bent Tube Medium Drop



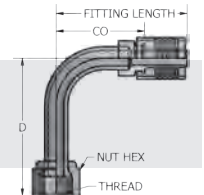
PART NUMBER	JONES ID#	HOSE I.D.	THREAD	NUT HEX	-D- DROP	FITTING LENGTH	-CO- CUTOFF
204-1PM-664	1P04-04FJ90M	1/4	7/16-20	9/16	1.260	2.415	1.425
204-1PM-665	1P04-05FJ90M	1/4	1/2-20	5/8	1.260	2.505	1.515
204-1PM-666	1P04-06FJ90M	1/4	9/16-18	11/16	1.496	2.655	1.665
206-1PM-666	1P06-06FJ90M	3/8	9/16-18	11/16	1.496	2.655	1.665
206-1PM-668	1P06-08FJ90M	3/8	3/4-16	7/8	1.614	2.875	1.885
208-1PM-668	1P08-08FJ90M	1/2	3/4-16	7/8	1.614	3.073	1.823
208-1PM-670	1P08-10FJ90M	1/2	7/8-14	1	1.850	3.373	2.123
212-1PM-670	1P12-10FJ90M	3/4	7/8-14	1	1.850	3.415	2.165
212-1PM-672	1P12-12FJ90M	3/4	1-1/16 - 12	1-1/4	2.283	4.005	2.755
212-1PM-676	1P12-16FJ90M	3/4	1-5/16 - 12	1-3/8	2.795	4.490	3.240
216-1PM-676	1P16-16FJ90M	1	1-5/16 - 12	1-3/8	2.795	4.720	3.250
216-1PM-678	1P16-20FJ90M	1	1-5/8 - 12	1-1/2	3.070	5.870	4.400
420-1PM-678	1P20-20FJ90M	1 1/4	1 5/8-12	2	3.070	5.858	3.937

JIC 37° Swivel Female Stem 90° Bent Tube Medium Drop Crimp Style



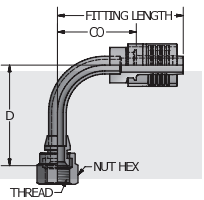
PART NUMBER	JONES ID#	HOSE I.D.	THREAD	HEX	-D- DROP	FITTING LENGTH	-CO- CUTOFF
206-1PMCS-666	1P06-06FJ90MCS	3/8	9/16-18	3/4	1.496	2.655	1.665
210-1PMCS-670	1P10-10FJ90MCS	5/8	7/8-14	1 1/16	1.850	3.385	2.135
216-1PMCS-676	1P16-16FJ90MCS	1	1 5/16-12	1 1/2	2.795	4.720	3.250

JIC 37° Swivel Female Stem 90° Bent Tube Long Drop



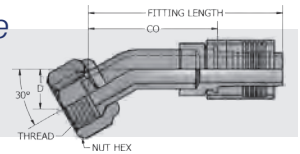
PART NUMBER	JONES ID#	HOSE I.D.	THREAD	NUT HEX	-D- DROP	FITTING LENGTH	-CO- CUTOFF
204-1PL-664	1P04-04FJ90L	1/4	7/16-20	9/16	1.811	2.415	1.425
204-1PL-665	1P04-05FJ90L	1/4	1/2-20	5/8	1.811	2.505	1.515
204-1PL-666	1P04-06FJ90L	1/4	9/16-18	11/16	2.126	2.665	1.675
206-1PL-666	1P06-06FJ90L	3/8	9/16-18	11/16	2.126	2.655	1.665
206-1PL-668	1P06-08FJ90L	3/8	3/4-16	7/8	2.520	2.875	1.885
208-1PL-668	1P08-08FJ90L	1/2	3/4-16	7/8	2.520	3.073	1.823
208-1PL-670	1P08-10FJ90L	1/2	7/8-14	1	2.756	3.373	2.123
208-1PL-672	1P08-12FJ90L	1/2	1-1/16 - 12	1-1/4	3.780	3.980	2.730
212-1PL-672	1P12-12FJ90L	3/4	1-1/16 - 12	1-1/4	3.780	4.005	2.755
212-1PL-674	1P12-14FJ90L	3/4	1-3/16 - 12	1-3/8	3.930	4.135	2.885
212-1PL-676	1P12-16FJ90L	3/4	1-5/16 - 12	1-1/2	4.488	4.495	3.240
216-1PL-674	1P16-14FJ90L	1	1-3/16 - 12	1-3/8	4.488	4.360	2.890
216-1PL-676	1P16-16FJ90L	1	1-5/16 - 12	1-1/2	4.488	4.720	3.250

JIC 37° Swivel Female Stem 90° Bent Tube Long Drop Crimp Style



PART NUMBER	JONES ID#	HOSE I.D.	THREAD	HEX	-D- DROP	FITTING LENGTH	-CO- CUTOFF
206-1PLCS-666	1P06-06FJ90MCS	3/8	9/16-18	3/4	2.126	2.655	1.665
208-1PLCS-668	1P08-08FJ90MCS	1/2	3/4-16	7/8	2.520	3.073	1.823
216-1PLCS-676	1P16-16FJ90MCS	1	1 5/16-12	1 1/2	4.488	4.720	3.250

JIC 37° Swivel Female Stem 30° Bent Tube Short Drop

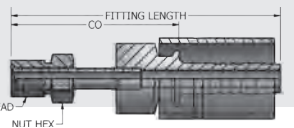


PART NUMBER	JONES ID#	HOSE I.D.	THREAD	NUT HEX	-D- DROP	FITTING LENGTH	-CO- CUTOFF
210-1PS-622	1P10-12FJ30S	5/8	1-1/16 - 12	1-1/4	0.480	3.735	2.490

IP ONE-PIECE COMPRESSION FITTINGS FOR SAE 100R1, 100R7, 100R8

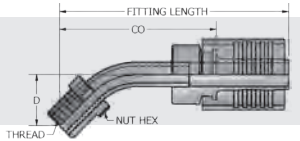


SAE 45° Male Inverted Swivel Stem Straight Tube



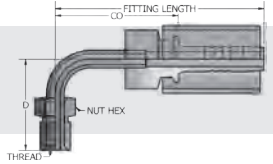
PART NUMBER	JONES ID#	HOSE I.D.	THREAD	NUT HEX	FITTING LENGTH	-CO- CUTOFF
204-1P-B03	1P04-03MIX	1/4	3/8-24	3/8	2.495	1.505
204-1P-B04	1P04-04MIX	1/4	7/16-24	7/16	2.555	1.565
204-1P-B05	1P04-05MIX	1/4	1/2-20	1/2	2.675	1.685
206-1P-B04	1P06-04MIX	3/8	7/16-24	7/16	2.555	1.565
206-1P-B05	1P06-05MIX	3/8	1/2-20	1/2	2.675	1.685
206-1P-B06	1P06-06MIX	3/8	5/8-18	5/8	2.715	1.725
206-1P-B07	1P06-07MIX	3/8	11/16-18	11/16	2.795	1.805
206-1P-B08	1P06-08MIX	3/8	3/4-18	3/4	2.915	1.925
208-1P-B06	1P08-06MIX	1/2	5/8-18	5/8	2.963	1.723
208-1P-B08	1P08-08MIX	1/2	3/4-18	3/4	3.163	1.923
208-1P-B10	1P08-10MIX	1/2	7/8-18	7/8	3.223	1.983

SAE 45° Male Inverted Swivel Stem 45° Bent Tube



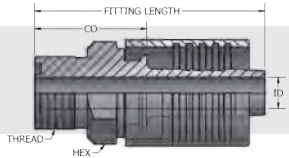
PART NUMBER	JONES ID#	HOSE I.D.	THREAD	NUT HEX	-D- DROP	FITTING LENGTH	-CO- CUTOFF
204-1P-B43	1P04-03MIX45	1/4	3/8-24	3/8	0.530	2.605	1.615
204-1P-B44	1P04-04MIX45	1/4	7/16-24	7/16	0.570	2.775	1.780
204-1P-B45	1P04-05MIX45	1/4	1/2-20	1/2	0.650	2.965	1.975
206-1P-B44	1P06-04MIX45	3/8	7/16-24	7/16	0.570	2.775	1.780
206-1P-B45	1P06-05MIX45	3/8	1/2-20	1/2	0.650	2.965	1.975
206-1P-B46	1P06-06MIX45	3/8	5/8-18	5/8	0.710	3.115	2.125
206-1P-B47	1P06-07MIX45	3/8	11/16-18	11/16	0.760	3.241	2.240
206-1P-B48	1P06-08MIX45	3/8	3/4-18	3/4	0.850	3.445	2.450
208-1P-B48	1P08-08MIX45	1/2	3/4-18	3/4	0.850	3.505	2.515
208-1P-B50	1P08-10MIX45	1/2	7/8-18	7/8	0.960	3.903	2.660

SAE 45° Male Inverted Swivel Stem 90° Bent Tube



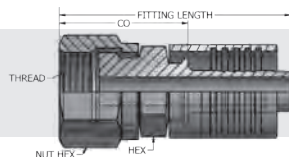
PART NUMBER	JONES ID#	HOSE I.D.	THREAD	NUT HEX	-D- DROP	FITTING LENGTH	-CO- CUTOFF
204-1P-B63	1P04-03MIX90	1/4	3/8-24	3/8	0.970	2.290	1.300
204-1P-B64	1P04-04MIX90	1/4	7/16-24	7/16	1.100	2.495	1.505
204-1P-B65	1P04-05MIX90	1/4	1/2-20	1/2	1.280	2.675	1.680
206-1P-B64	1P06-04MIX90	3/8	7/16-24	7/16	1.100	2.495	1.500
206-1P-B65	1P06-05MIX90	3/8	1/2-20	1/2	1.280	2.675	1.680
206-1P-B66	1P06-06MIX90	3/8	5/8-18	5/8	1.450	2.845	1.855
206-1P-B67	1P06-07MIX90	3/8	11/16-18	11/16	1.600	2.995	2.005
206-1P-B68	1P06-08MIX90	3/8	3/4-18	3/4	1.780	3.175	2.180
208-1P-B68	1P08-08MIX90	1/2	3/4-18	3/4	1.780	3.423	2.185
208-1P-B70	1P08-10MIX90	1/2	7/8-18	7/8	2.090	3.673	2.430

Solid Male Flat Face O-Ring Seal Stem



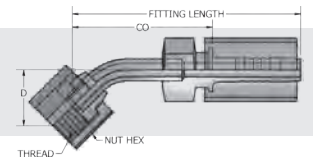
PART NUMBER	JONES ID#	HOSE I.D.	THREAD	HEX	STEM I.D.	FITTING LENGTH	-CO- CUTOFF	*O-RING PART NO.
204-1PFS-04	1P04-04MFF	1/4	9/16-18	5/8	0.156	1.844	0.850	4 ORFS
204-1PFS-06	1P04-06MFF	1/4	11/16-18	3/4	0.156	1.931	0.941	6 ORFS
206-1PFS-04	1P06-04MFF	3/8	9/16-18	3/4	0.265	1.938	0.948	4 ORFS
206-1PFS-06	1P06-06MFF	3/8	11/16-16	3/4	0.265	1.930	0.940	6 ORFS
206-1PFS-08	1P06-08MFF	3/8	13/16-16	7/8	0.265	2.056	1.066	8 ORFS
208-1PFS-06	1P08-06MFF	1/2	11/16-16	7/8	0.375	2.243	1.003	6 ORFS
208-1PFS-08	1P08-08MFF	1/2	13/16-16	7/8	0.375	2.316	1.065	8 ORFS
208-1PFS-10	1P08-10MFF	1/2	1 - 14	1	0.406	2.453	1.203	10 ORFS
208-1PFS-12	1P08-12MFF	1/2	1-3/16 - 12	1-1/4	0.406	2.544	1.294	12 ORFS
412-1PFS-10	1P12-10MFF	3/4	1 - 14	1-1/4	0.609	3.141	1.286	10 ORFS
412-1PFS-12	1P12-12MFF	3/4	1-3/16 - 12	1-1/4	0.609	3.201	1.345	12 ORFS
416-1PFS-16	1P16-16MFF	1	1-7/16 - 12	1-1/2	0.812	3.504	1.455	16 ORFS

Swivel Female Flat Face O-Ring Seal Stem Straight



PART NUMBER	JONES ID#	HOSE I.D.	THREAD	NUT HEX	STEM HEX	FITTING LENGTH	-CO- CUTOFF
203-1PFSX-04	1P03-04FFX	3/16	9/16-18	11/16	5/8	1.977	1.067
204-1PFSX-04	1P04-04FFX	1/4	9/16-18	5/8	11/16	1.782	0.792
204-1PFSX-06	1P04-06FFX	1/4	11/16-16	5/8	13/16	1.807	0.817
206-1PFSX-04	1P06-04FFX	3/8	9/16-18	11/16	11/16	1.782	0.792
206-1PFSX-06	1P06-06FFX	3/8	11/16-16	11/16	13/16	1.807	0.817
206-1PFSX-08	1P06-08FFX	3/8	13/16-16	3/4	15/16	1.844	0.854
208-1PFSX-06	1P08-06FFX	1/2	11/16-16	7/8	13/16	2.057	0.817
208-1PFSX-08	1P08-08FFX	1/2	13/16-16	13/16	15/16	2.142	0.902
208-1PFSX-10	1P08-10FFX	1/2	1 - 14	7/8	1-1/8	2.159	0.919
208-1PFSX-12	1P08-12FFX	1/2	1-3/16 - 12	1-1/8	1-3/8	2.172	0.932
412-1PFSX-08	1P12-08FFX	3/4	13/16-16	1-1/16	15/16	2.856	1.001
412-1PFSX-10	1P12-10FFX	3/4	1 - 14	1-1/16	1-1/8	2.874	1.019
412-1PFSX-12	1P12-12FFX	3/4	1-3/16 - 12	1-1/16	1-3/8	2.887	1.032
412-1PFSX-16	1P12-16FFX	3/4	1-7/16 - 12	1-3/8	1-5/8	3.022	1.167
416-1PFSX-16	1P16-16FFX	1	1-7/16 - 12	1-3/8	1-5/8	3.243	1.193
416-1PFSX-20	1P16-20FFX	1	1-11/16 - 12	1-1/2	1-7/8	4.050	2.000

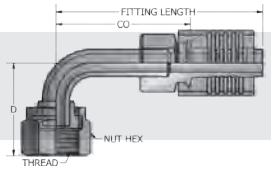
Swivel Female Flat Face O-Ring Seal Stem 45°



PART NUMBER	JONES ID#	HOSE I.D.	THREAD	NUT HEX	-D- DROP	FITTING LENGTH	-CO- CUTOFF
204-1PFSX-L64	1P04-04FFX45	1/4	9/16-18	11/16	0.410	2.565	1.575
206-1PFSX-L64	1P06-04FFX45	3/8	9/16-18	11/16	0.410	2.690	1.700
206-1PFSX-L66	1P06-06FFX45	3/8	11/16-16	13/16	0.430	2.830	1.840
206-1PFSX-L68	1P06-08FFX45	3/8	13/16-16	15/16	0.590	3.180	2.190
208-1PFSX-L68	1P08-08FFX45	1/2	13/16-16	15/16	0.590	3.430	2.190
208-1PFSX-L70	1P08-10FFX45	1/2	1 - 14	1-1/8	0.650	3.830	2.590
412-1PFSX-L72	1P12-12FFX45	3/4	1-3/16 - 12	1-3/8	0.830	4.525	2.670
416-1PFSX-L76	1P16-16FFX45	1	1-7/16 - 12	1-5/8	0.940	5.625	3.575
416-1PFSX-L80	1P16-20FFX45	1	1-11/16 - 12	1-7/8	1.000	5.625	3.575

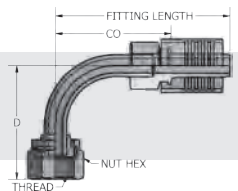
1P ONE-PIECE BRITISH STANDARD AND METRIC FITTINGS FOR SAE 100R1, 100R7, 100R8

Swivel Female Flat Face O-Ring Seal Stem 90° Short Drop



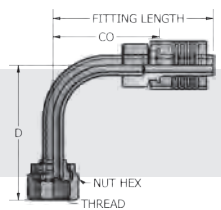
PART NUMBER	JONES ID#	HOSE I.D.	THREAD	NUT HEX	D-DROP	FITTING LENGTH	CO-CUTOFF
204-1PFSX-A24	1P04-04FFX90S	1/4	9/16-18	11/16	0.820	2.505	1.550
204-1PFSX-A26	1P04-06FFX90S	1/4	11/16-16	13/16	0.900	2.930	1.985
206-1PFSX-A24	1P06-04FFX90S	3/8	9/16-18	11/16	0.820	2.540	1.550
206-1PFSX-A26	1P06-06FFX90S	3/8	11/16-16	13/16	0.900	2.830	1.840
206-1PFSX-A28	1P06-08FFX90S	3/8	13/16-16	15/16	1.150	3.250	2.230
208-1PFSX-A28	1P08-08FFX90S	1/2	13/16-16	15/16	1.150	2.340	2.215
208-1PFSX-A30	1P08-10FFX90S	1/2	1 - 14	1-1/8	1.490	3.090	1.850
208-1PFSX-A32	1P08-12FFX90S	1/2	1-3/16 - 12	1-3/8	1.895	4.080	2.840
412-1PFSX-A30	1P12-10FFX90S	3/4	1 - 14	1-1/8	1.270	4.750	2.850
412-1PFSX-A32	1P12-12FFX90S	3/4	1-3/16 - 12	1-3/8	1.880	4.705	2.850
416-1PFSX-A36	1P16-16FFX90S	1	1-7/16 - 12	1-5/8	2.200	5.875	3.825

Swivel Female Flat Face O-Ring Seal Stem 90° Medium Drop



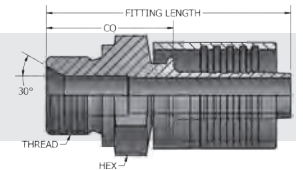
PART NUMBER	JONES ID#	HOSE I.D.	THREAD	NUT HEX	D-DROP	FITTING LENGTH	CO-CUTOFF
204-1PFSX-J34	1P04-04FFX90M	1/4	9/16-18	11/16	1.260	2.530	1.550
204-1PFSX-J36	1P04-06FFX90M	1/4	11/16-16	13/16	1.500	2.930	1.985
206-1PFSX-J36	1P06-06FFX90M	3/8	11/16-16	13/16	1.500	2.930	1.940
208-1PFSX-J38	1P08-08FFX90M	1/2	13/16-16	15/16	1.620	3.540	2.300
208-1PFSX-J40	1P08-10FFX90M	1/2	1 - 14	1-1/8	1.850	3.320	2.319
412-1PFSX-J42	1P12-12FFX90M	3/4	1-3/16 - 12	1-3/8	2.280	4.575	2.720
416-1PFSX-J46	1P16-16FFX90M	1	1-7/16 - 12	1-5/8	2.780	5.625	3.550

Swivel Female Flat Face O-Ring Seal Stem 90° Long Drop



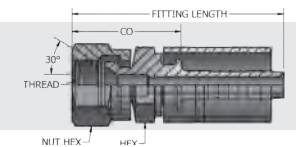
PART NUMBER	JONES ID#	HOSE I.D.	THREAD	NUT HEX	D-DROP	FITTING LENGTH	CO-CUTOFF
204-1PFSX-A64	1P04-04FFX90L	1/4	9/16-18	11/16	1.800	2.530	1.575
206-1PFSX-A66	1P06-06FFX90L	3/8	11/16-16	13/16	2.130	2.955	1.965
206-1PFSX-A68	1P06-08FFX90L	3/8	13/16-16	15/16	2.520	3.280	2.290
208-1PFSX-A68	1P08-08FFX90L	1/2	13/16-16	15/16	2.500	3.530	2.300
412-1PFSX-A72	1P12-12FFX90L	3/4	1-3/16 - 12	1-3/8	3.780	4.550	2.750
416-1PFSX-A76	1P16-16FFX90L	1	1-7/16 - 12	1-5/8	4.500	5.590	3.540

BSPP Solid Male Stem 30° Seat



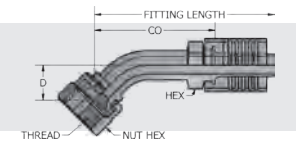
PART NUMBER	JONES ID#	HOSE I.D.	THREAD	HEX	FITTING LENGTH	CO-CUTOFF
204-1PBP-104	1P04-04MBSPP	1/4	1/4-19	3/4	1.971	0.981
206-1PBP-106	1P06-06MBSPP	3/8	3/8-19	7/8	2.061	1.071
206-1PBP-108	1P06-08MBSPP	3/8	1/2-14	1-1/16	2.222	1.232
208-1PBP-108	1P08-08MBSPP	1/2	1/2-14	1-1/16	2.472	1.232
208-1PBP-110	1P08-10MBSPP	1/2	5/8-14	1-1/8	2.622	1.382
412-1PBP-112	1P12-12MBSPP	3/4	3/4-14	1-1/4	3.281	1.426
412-1PBP-116	1P12-16MBSPP	3/4	1 - 11	1-5/8	3.394	1.539
416-1PBP-116	1P16-16MBSPP	1	1 - 11	1-5/8	3.645	1.595

JIS Swivel Female Stem 30° Seat



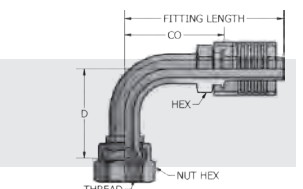
PART NUMBER	JONES ID#	HOSE I.D.	THREAD	NUT HEX	STEM HEX	FITTING LENGTH	CO-CUTOFF
204-1PBP-604	1P04-04JISX	1/4	1/4-19	11/16	5/8	2.017	1.027
206-1PBP-606	1P06-06JISX	3/8	3/8-19	7/8	11/16	2.113	1.123
208-1PBP-608	1P08-08JISX	1/2	1/2-14	1	13/16	2.458	1.218
208-1PBP-610	1P08-10JISX	1/2	5/8-14	1 1/16	1	2.862	1.612
210-1PBP-610	1P10-10JISX	5/8	5/8-14	1 1/16	1	2.893	1.643
412-1PBP-612	1P12-12JISX	3/4	3/4-14	1-1/4	1-1/16	3.344	1.489
416-1PBP-616	1P16-16JISX	1	1 - 11	1-1/2	1-3/8	3.565	1.515

JIS Swivel Female 30° Seat 45° Bent Tube



PART NUMBER	JONES ID#	HOSE I.D.	THREAD	NUT HEX	HEX	D-DROP	FITTING LENGTH	CO-CUTOFF
204-1PBP-684	1P04-04BP45M	1/4	1/4-19 BSPP	11/16	5/8	0.470	1.695	2.685
206-1PBP-686	1P06-06BP45M	3/8	3/8-19 BSPP	7/8	7/8	0.590	2.015	3.005
208-1PBP-688	1P08-08BP45M	1/2	1/2-14 BSPP	1	13/16	0.690	2.303	3.553

JIS Swivel Female 30° Seat 90° Bent Tube

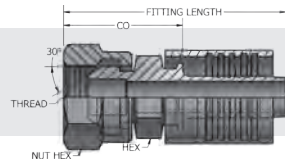


PART NUMBER	JONES ID#	HOSE I.D.	THREAD	NUT HEX	HEX	D-DROP	FITTING LENGTH	CO-CUTOFF
204-1PBP-664	1P04-04BP90M	1/4	1/4-19 BSPP	11/16	5/8	1.260	1.425	2.415
206-1PBP-666	1P06-06BP90M	3/8	3/8-19 BSPP	7/8	7/8	1.496	1.665	2.655
208-1PBP-668	1P08-08BP90M	1/2	1/2-14 BSPP	1	13/16	1.614	1.823	3.073

1P ONE-PIECE BRITISH STANDARD AND METRIC FITTINGS FOR SAE 100R1, 100R7, 100R8

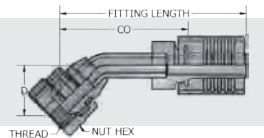


BSPP Swivel Female Stem 30° Cone



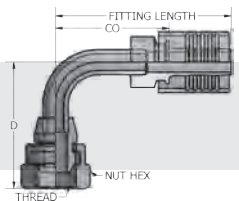
PART NUMBER	JONES ID#	HOSE I.D.	THREAD	NUT HEX	STEM HEX	FITTING LENGTH	-CO-CUTOFF
204-1PBPX-4	1P04-04FBSPX	1/4	1/4-19	11/16	5/8	2.019	1.029
204-1PBPX-6	1P04-06FBSPX	1/4	3/8-19	7/8	5/8	2.113	1.123
206-1PBPX-6	1P06-06FBSPX	3/8	3/8-19	7/8	11/16	2.113	1.123
206-1PBPX-8	1P06-08FBSPX	3/8	1/2-14	1	13/16	2.207	1.217
208-1PBPX-8	1P08-08FBSPX	1/2	1/2-14	1	13/16	2.457	1.217
208-1PBPX-10	1P08-10FBSPX	1/2	5/8-14	1-1/16	13/16	2.544	1.304
412-1PBPX-12	1P12-12FBSPX	3/4	3/4-14	1-1/4	1-1/16	3.344	1.489
412-1PBPX-16	1P12-16FBSPX	3/4	1-11	1-1/2	1-1/4	3.344	1.489
416-1PBPX-16	1P16-16FBSPX	1	1-11	1-1/2	1-3/8	3.565	1.515

BSPP Swivel Female Stem 30° Cone 45° Bent Tube



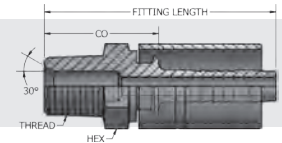
PART NUMBER	JONES ID#	HOSE I.D.	THREAD	NUT HEX	D-DROP	FITTING LENGTH	-CO-CUTOFF
204-1PBPX-4-45	1P04-04FBSPX45	1/4	1/4-19	11/16	0.500	2.645	1.690
204-1PBPX-6-45	1P04-06FBSPX45	1/4	3/8-19	7/8	0.625	2.965	2.010
206-1PBPX-6-45	1P06-06FBSPX45	3/8	3/8-19	7/8	0.625	3.000	2.010
206-1PBPX-8-45	1P06-08FBSPX45	3/8	1/2-14	1	0.944	3.155	2.200
208-1PBPX-8-45	1P08-08FBSPX45	1/2	1/2-14	1	0.750	3.217	2.200
208-1PBPX-10-45	1P08-10FBSPX45	1/2	5/8-14	1-1/16	1.125	3.467	2.450
412-1PBPX-12-45	1P12-12FBSPX45	3/4	3/4-14	1-1/4	1.125	4.755	2.900
412-1PBPX-16-45	1P12-16FBSPX45	3/4	1-11	1-1/2	1.427	5.139	3.284
416-1PBPX-16-45	1P16-16FBSPX45	1	1-11	1-1/2	1.250	5.360	3.310
416-1PBPX-20-45	1P16-20FBSPX45	1	1-1/4-11	1-7/8	1.500	5.750	3.700

BSPP Swivel Female Stem 30° Cone 90° Bent Tube



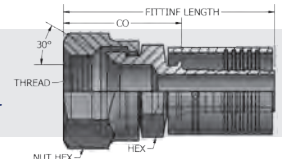
PART NUMBER	JONES ID#	HOSE I.D.	THREAD	NUT HEX	D-DROP	FITTING LENGTH	-CO-CUTOFF
204-1PBPX-4-90	1P04-04FBSPX90	1/4	1/4-19	11/16	1.625	2.470	1.515
204-1PBPX-6-90	1P04-06FBSPX90	1/4	3/8-19	7/8	1.625	2.620	1.665
206-1PBPX-6-90	1P06-06FBSPX90	3/8	3/8-19	7/8	1.625	2.655	1.665
206-1PBPX-8-90	1P06-08FBSPX90	3/8	1/2-14	1	1.750	2.835	1.880
208-1PBPX-8-90	1P08-08FBSPX90	1/2	1/2-14	1	1.750	2.897	1.880
208-1PBPX-10-90	1P08-10FBSPX90	1/2	5/8-14	1-1/16	2.000	3.137	2.120
412-1PBPX-12-90	1P12-12FBSPX90	3/4	3/4-14	1-1/4	2.250	4.610	2.755
412-1PBPX-16-90	1P12-16FBSPX90	3/4	1-11	1-1/2	2.875	4.719	2.864
416-1PBPX-16-90	1P16-16FBSPX90	1	1-11	1-1/2	2.250	4.940	2.890
416-1PBPX-20-90	1P16-20FBSPX90	1	1-1/4-11	1-7/8	3.000	6.803	4.753

BSPT Solid Male Stem 30° Seat



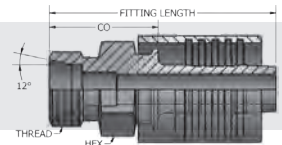
PART NUMBER	JONES ID#	HOSE I.D.	THREAD	HEX	FITTING LENGTH	-CO-CUTOFF
204-1PBT-104	1P04-04MBSPT	1/4	1/4-19	5/8	1.954	0.964
204-1PBT-106	1P04-06MBSPT	1/4	3/8-19	11/16	1.955	0.965
206-1PBT-106	1P06-06MBSPT	3/8	3/8-19	11/16	1.986	0.996
208-1PBT-108	1P08-08MBSPT	1/2	1/2-14	7/8	2.396	1.156
412-1PBT-112	1P12-12MBSPT	3/4	3/4-14	1-1/16	3.197	1.342
416-1PBT-116	1P16-16MBSPT	1	1-11	1-3/8	3.603	1.553

Komatsu Style Swivel Female Stem 30° Seat



PART NUMBER	JONES ID#	HOSE I.D.	THREAD	NUT HEX	STEM HEX	FITTING LENGTH	-CO-CUTOFF
204-1PKU-614	1P04-04KMF	1/4	14MM X 1.5	3/4	5/8	2.115	1.125
204-1PKU-618	1P04-06KMF	1/4	18MM X 1.5	7/8	11/16	2.238	1.248
206-1PKU-618	1P06-06KMF	3/8	18MM X 1.5	7/8	11/16	2.238	1.248
208-1PKU-622	1P08-08KMF	1/2	22MM X 1.5	1-1/16	13/16	2.625	1.385
208-1PKU-624	1P08-10KMF	1/2	24MM X 1.5	1-1/4	1	2.711	1.471
412-1PKU-630	1P12-12KMF	3/4	30MM X 1.5	1-1/2	1-1/4	3.584	1.729
416-1PKU-633	1P16-16KMF	1	33MM X 1.5	1-5/8	1-3/8	3.805	1.755

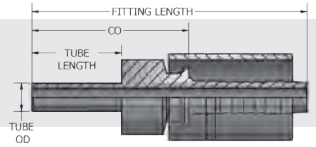
Solid Male Stem DIN 20078 Light 12° Seat



PART NUMBER	JONES ID#	HOSE I.D.	THREAD	HEX	FITTING LENGTH	-CO-CUTOFF
204-1PDL-112	1P04-12MDL	1/4	12MM X 1.5	1/2	1.873	0.883
204-1PDL-114	1P04-14MDL	1/4	14MM X 1.5	5/8	1.873	0.883
204-1PDL-116	1P04-16MDL	1/4	16MM X 1.5	11/16	1.873	0.883
204-1PDL-118	1P04-18MDL	1/4	18MM X 1.5	3/4	1.904	0.914
206-1PDL-116	1P06-16MDL	3/8	16MM X 1.5	11/16	1.904	0.914
206-1PDL-118	1P06-18MDL	3/8	18MM X 1.5	3/4	1.904	0.914
206-1PDL-122	1P06-22MDL	3/8	22MM X 1.5	7/8	1.990	1.000
206-1PDL-124	1P06-24MDL	3/8	24MM X 1.5	1 1/4	2.102	1.112
208-1PDL-122	1P08-22MDL	1/2	22MM X 1.5	7/8	2.302	1.062
208-1PDL-126	1P08-26MDL	1/2	26MM X 1.5	1-1/16	2.302	1.062
412-1PDL-126	1P12-26MDL	3/4	26MM X 1.5	1-1/16	3.031	1.176
412-1PDL-130	1P12-30MDL	3/4	30MM X 2	1-1/4	3.081	1.226
412-1PDL-136	1P12-36MDL	3/4	36MM X 2	1-1/2	3.231	1.376
416-1PDL-136	1P16-36MDL	1	36MM X 2	1-1/2	3.515	1.465

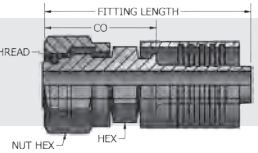
1P ONE-PIECE BRITISH STANDARD AND METRIC FITTINGS FOR SAE 100R1, 100R7, 100R8

Metric Stand Pipe



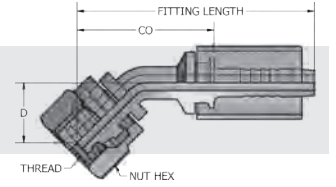
PART NUMBER	JONES ID#	HOSE I.D.	DIN TUBE O.D. (MM)	TUBE LENGTH	FITTING LENGTH	-CO- CUTOFF
204-1PST-6M	1P04-06MSP	1/4	6	0.750	2.302	1.312
204-1PST-8M	1P04-08MSP	1/4	8	0.875	2.427	1.437
204-1PST-10M	1P04-10MSP	1/4	10	0.875	2.552	1.562
406-1PST-10M	1P06-10MSP	3/8	10	0.875	2.472	1.562
406-1PST-12M	1P06-12MSP	3/8	12	1.000	2.597	1.687
406-1PST-14M	1P06-14MSP	3/8	14	1.000	2.677	1.687
408-1PST-15M	1P08-15MSP	1/2	15	1.000	2.847	1.687
408-1PST-16M	1P08-16MSP	1/2	16	1.000	2.847	1.687
408-1PST-18M	1P08-18MSP	1/2	18	1.125	2.847	1.687
412-1PST-20M	1P12-20MSP	3/4	20	1.125	3.691	1.836
412-1PST-22M	1P12-22MSP	3/4	22	1.250	3.094	1.239
412-1PST-25M	1P12-25MSP	3/4	25	1.250	3.094	1.739
416-1PST-25M	1P16-25MSP	1	25	1.250	4.050	2.000
416-1PST-28M	1P16-28MSP	1	28	1.250	4.050	2.000
416-1PST-30M	1P16-30MSP	1	30	1.250	4.050	2.000

Metric Swivel Female Stem DIN 20078 Light Straight with O-Ring



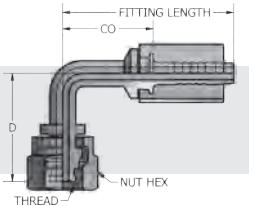
PART NUMBER	JONES ID#	HOSE I.D.	THREAD	DIN TUBE O.D. (MM)	NUT HEX (MM)	FITTING LENGTH	-CO- CUTOFF
204-1PDL-612	1P04-12FDLX	1/4	12MM X 1.5	6	17	1.930	0.940
204-1PDL-614	1P04-14FDLX	1/4	14MM X 1.5	8	17	1.891	0.901
204-1PDL-616	1P04-16FDLX	1/4	16MM X 1.5	10	19	1.911	0.921
204-1PDL-618	1P04-18FDLX	1/4	18MM-1.5	12	22	2.197	1.207
206-1PDL-612	1P06-12FDLX	3/8	12MM X 1.5	6	11/16	2.117	1.127
206-1PDL-616	1P06-16FDLX	3/8	16MM X 1.5	10	19	1.911	0.921
206-1PDL-618	1P06-18FDLX	3/8	18MM X 1.5	12	22	1.950	0.960
206-1PDL-622	1P06-22FDLX	3/8	22MM X 1.5	15	27	2.088	1.098
206-1PDL-624	1P06-24FDLX	3/8	24MM X 1.5	16	1 1/4	2.144	1.154
208-1PDL-618	1P08-18FDLX	1/2	18MM X 1.5	12	22	2.486	1.236
208-1PDL-622	1P08-22FDLX	1/2	22MM X 1.5	15	27	2.324	1.084
208-1PDL-626	1P08-26FDLX	1/2	26MM X 1.5	15	32	2.245	1.005
210-1PDL-622	1P10-22FDLX	5/8	22MM X 1.5	15	27	2.458	1.208
210-1PDL-630	1P10-30FDLX	5/8	30MM X 2	22	36	2.858	1.608
212-1PDL-630	1P12-30FDLX	3/4	30MM X 2	1 3/16	3.081	2.879	1.629

Metric Swivel Female Stem DIN 20078 Light 45° Bent Tube with O-Ring



PART NUMBER	JONES ID#	HOSE I.D.	THREAD	DIN TUBE O.D. (MM)	NUT HEX (MM)	-D- DROP	FITTING LENGTH	-CO- CUT-OFF
204-1PDL-614-45	1P04-14FDLX45	1/4	14MM X 1.5	8	17	0.748	2.482	1.492
204-1PDL-616-45	1P04-16FDLX45	1/4	16MM X 1.5	10	19	0.748	2.482	1.492
204-1PDL-618-45	1P04-18FDLX45	1/4	18MM-1.5	12	7/8	0.846	2.851	1.861
206-1PDL-612-45	1P06-12FDLX45	3/8	12MM X 1.5	6	11/16	0.960	2.871	1.881
206-1PDL-616-45	1P06-16FDLX45	3/8	16MM X 1.5	10	19	0.827	2.718	1.728
206-1PDL-618-45	1P06-18FDLX45	3/8	18MM X 1.5	12	22	0.846	2.757	1.767
208-1PDL-618-45	1P08-18FDLX45	1/2	18MM X 1.5	12	22	0.846	3.017	1.767
208-1PDL-622-45	1P08-22FDLX45	1/2	22MM X 1.5	15	27	0.984	3.269	2.029
212-1PDL-630-45	1P12-30FDLX45	3/4	30MM X 2	1 3/16	3.081	1.240	3.867	2.617

Metric Swivel Female Stem DIN 20078 Light 90° Bent Tube with O-Ring

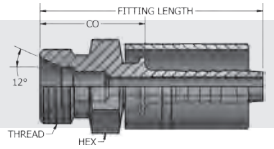


PART NUMBER	JONES ID#	HOSE I.D.	THREAD	DIN TUBE O.D. (MM)	NUT HEX (MM)	-D- DROP	FITTING LENGTH	-CO- CUTOFF
204-1PDL-612-90	1P04-12FDLX90	1/4	12MM X 1.5	6	17	1.417	1.497	1.059
204-1PDL-614-90	1P04-14FDLX90	1/4	14MM X 1.5	8	17	1.378	2.123	1.142
204-1PDL-616-90	1P04-16FDLX90	1/4	16MM X 1.5	10	19	1.358	2.049	1.059
204-1PDL-618-90	1P04-18FDLX90	1/4	18MM-1.5	12	7/8	1.614	2.324	1.334
206-1PDL-612-90	1P06-12FDLX90	3/8	12MM X 1.5	6	11/16	1.496	2.257	1.267
206-1PDL-616-90	1P06-16FDLX90	3/8	16MM X 1.5	10	19	1.575	2.324	1.334
206-1PDL-618-90	1P06-18FDLX90	3/8	18MM X 1.5	12	22	1.614	2.324	1.334
206-1PDL-622-90	1P06-22FDLX90	3/8	22MM X 1.5	15	27	1.713	2.324	1.334
208-1PDL-618-90	1P08-18FDLX90	1/2	18MM X 1.5	12	22	2.336	2.584	1.334
208-1PDL-622-90	1P08-22FDLX90	1/2	22MM X 1.5	15	27	1.890	2.797	1.557
208-1PDL-626-90	1P08-26FDLX90	1/2	26MM X 1.5	18	32	1.772	2.797	1.557
212-1PDL-630-90	1P12-30FDLX90	3/4	30MM X 2	1 3/16	3.081	2.461	3.418	2.168

1P ONE-PIECE BRITISH STANDARD AND METRIC FITTING FOR SAE 100R1, 100R7, 100R8

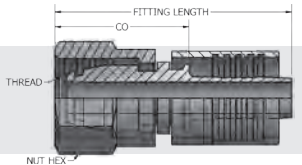


Solid Male Stem DIN 20078 Heavy 12° Seat



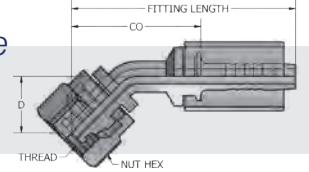
PART NUMBER	JONES ID#	HOSE I.D.	THREAD	HEX	FITTING LENGTH	-CO-CUTOFF
204-1PDH-116	1P04-16MDH	1/4	16MM X 1.5	11/16	1.873	0.883
204-1PDH-118	1P04-18MDH	1/4	18MM X 1.5	3/4	1.873	0.883
206-1PDH-118	1P06-18MDH	3/8	18MM X 1.5	3/4	1.810	0.820
206-1PDH-120	1P06-20MDH	3/8	20MM X 1.5	7/8	1.950	0.960
206-1PDH-122	1P06-22MDH	3/8	22MM X 1.5	7/8	1.990	1.000
208-1PDH-124	1P08-24MDH	1/2	24MM X 1.5	1	2.352	1.112
412-1PDH-130	1P12-30MDH	3/4	30MM X 2	1-3/16	3.081	1.226
412-1PDH-136	1P12-36MDH	3/4	36MM X 2	1-1/2	3.231	1.376
416-1PDH-136	1P16-36MDH	1	36MM X 2	1-1/2	3.515	1.465
416-1PDH-142	1P16-42MDH	1	42MM X 2	1-3/4	3.615	1.565

Metric Swivel Female Stem DIN 20078 Heavy Straight with O-Ring and 12/30° Univ. Cone



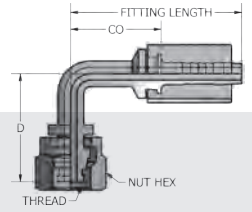
PART NUMBER	JONES ID#	HOSE I.D.	THREAD	DIN TUBE O.D. (MM)	NUT HEX (MM)	FITTING LENGTH	-CO-CUTOFF
204-1PDH-616	1P04-16FDHX	1/4	16MM X 1.5	8	19	1.930	0.940
204-1PDH-618	1P04-18FDHX	1/4	18MM X 1.5	10	22	1.970	0.980
206-1PDH-616	1P06-16FDHX	3/8	16MM X 1.5	10	13/16	2.055	1.065
206-1PDH-618	1P06-18FDHX	3/8	18MM X 1.5	10	22	1.970	0.980
206-1PDH-620	1P06-20FDHX	3/8	20MM X 1.5	12	24	2.186	1.196
206-1PDH-622	1P06-22FDHX	3/8	22MM X 1.5	14	27	2.049	1.059
208-1PDH-624	1P08-24FDHX	1/2	24MM X 1.5	16	30	2.245	1.005
210-1PDH-630	1P10-30FDHX	5/8	30MM X 2	22	1 1/2	2.858	1.608

Metric Swivel Female Stem DIN 20078 Heavy 45° Bent Tube with O-Ring and 12/30° Univ. Cone



PART NUMBER	JONES ID#	HOSE I.D.	THREAD	DIN TUBE O.D. (MM)	NUT HEX (MM)	-D-DROP	FITTING LENGTH	-CO-CUTOFF
204-1PDH-618-45	1P04-18FDHX45	1/4	18MM X 1.5	10	22	0.807	2.501	1.511
206-1PDH-620-45	1P06-20FDHX45	3/8	20MM X 1.5	12	24	0.984	2.895	1.905
206-1PDH-622-45	1P06-22FDHX45	3/8	22MM X 1.5	14	27	0.906	2.816	1.826
208-1PDH-624-45	1P08-24FDHX45	1/2	24MM X 1.5	16	30	0.945	3.230	1.990

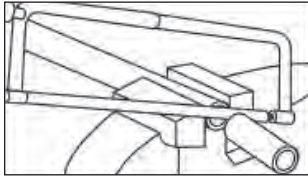
Metric Swivel Female Stem DIN 20078 Heavy 90° Bent Tube with O-Ring and 12/30° Univ. Cone



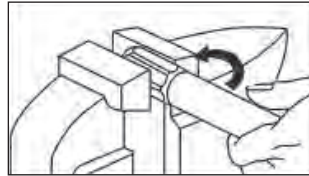
PART NUMBER	JONES ID#	HOSE I.D.	THREAD	DIN TUBE O.D. (MM)	NUT HEX (MM)	-D-DROP	FITTING LENGTH	-CO-CUTOFF
204-1PDH-616-90	1P04-16FDHX90	1/4	16MM X 1.5	8	19	1.378	2.009	1.019
204-1PDH-618-90	1P04-18FDHX90	1/4	18MM X 1.5	10	22	1.437	2.009	1.019
206-1PDH-618-90	1P06-18FDHX90	3/8	18MM X 1.5	10	22	1.594	2.324	1.334
206-1PDH-620-90	1P06-20FDHX90	3/8	20MM X 1.5	12	24	1.811	2.324	1.334
206-1PDH-622-90	1P06-22FDHX90	3/8	22MM X 1.5	14	27	1.693	2.324	1.334
208-1PDH-624-90	1P08-24FDHX90	1/2	24MM X 1.5	16	30	1.831	2.797	1.557

REUSABLE HOSE FITTINGS – NON-MANDREL TYPE FOR SAE 100R5 HOSE – DOT FMVSS 106 TYPE AII

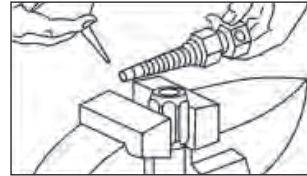
Assembly Instructions for Non-Mandrel Type Fittings — SAE 100R5 Hose



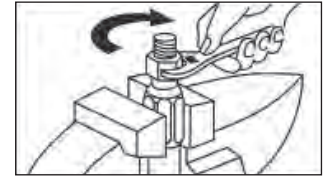
1. Cut hose square to desired length using fine-tooth hacksaw or cut-off wheel.



2. Hold socket securely with wrench or place in vise, if available, and screw hose in counter-clockwise using body weight to start threading.

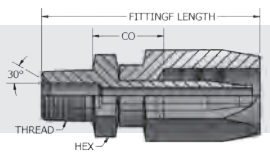


3. Oil inside of hose and socket threads. This lubrication makes assembly much easier.



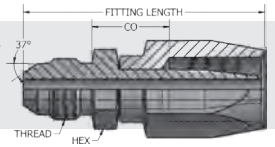
4. Screw nipple into socket using wrench on hex of nipple.

NPTF Solid Male Reusable Non-Mandrel for SAE 100R5 Hose



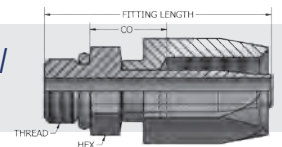
PART NUMBER	JONES ID#	HOSE I.D.	THREAD	HEX	STEM I.D.	FITTING LENGTH	-CO- CUTOFF
204-5RU-102	5RU04-02MP	3/16	1/8-27	9/16	0.125	1.672	0.922
204-5RU-104	5RU04-04MP	3/16	1/4-18	9/16	0.125	1.860	1.110
205-5RU-104	5RU05-04MP	1/4	1/4-18	9/16	0.172	1.969	1.187
206-5RU-104	5RU06-04MP	5/16	1/4-18	9/16	0.234	2.172	1.234
206-5RU-106	5RU06-06MP	5/16	3/8-18	11/16	0.234	2.203	1.266
208-5RU-106	5RU08-06MP	13/32	3/8-18	11/16	0.344	2.485	1.328
208-5RU-108	5RU08-08MP	13/32	1/2-14	7/8	0.344	2.781	1.562
210-5RU-108	5RU10-08MP	1/2	1/2-14	7/8	0.453	2.860	1.594
210-5RU-112	5RU10-12MP	1/2	3/4-14	1-1/16	0.453	2.860	1.656
212-5RU-112	5RU12-12MP	5/8	3/4-14	1-1/16	0.562	3.203	1.672
220-5RU-120	5RU20-20MO	1-1/4	1 1/4-11-1/2				

JIC 37° Solid Male Reusable Non-Mandrel for SAE 100R5 Hose



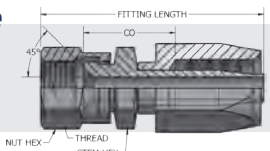
PART NUMBER	JONES ID#	HOSE I.D.	THREAD	HEX	STEM I.D.	FITTING LENGTH	-CO- CUTOFF
204-5RU-504	5RU04-04MJ	3/16	7/16-20	1/2	0.125	1.844	1.094
205-5RU-505	5RU05-05MJ	1/4	1/2-20	9/16	0.172	1.953	1.172
206-5RU-506	5RU06-06MJ	5/16	9/16-18	5/8	0.234	2.125	1.219
208-5RU-508	5RU08-08MJ	13/32	3/4-16	13/16	0.360	2.562	1.312
210-5RU-510	5RU10-10MJ	1/2	7/8-14	15/16	0.453	2.891	1.500
212-5RU-512	5RU12-12MJ	5/8	1-1/16 - 12	1-1/8	0.578	3.344	1.781
216-5RU-516	5RU16-16MJ	7/8	1-5/16 - 12	1-3/8	0.812	2.937	1.687

ORB Solid Male Reusable Non-Mandrel for SAE 100R5 Hose



PART NUMBER	JONES ID#	HOSE I.D.	THREAD	HEX	STEM I.D.	FITTING LENGTH	-CO- CUTOFF
204-5RU-704	5RU04-04MB	3/16	7/16-20	9/16	0.125	1.641	0.891
205-5RU-705	5RU05-05MB	1/4	1/2-20	5/8	0.172	1.750	0.969
206-5RU-706	5RU06-06MB	5/16	9/16-18	11/16	0.234	1.937	1.031
208-5RU-708	5RU08-08MB	13/32	3/4-16	7/8	0.344	2.344	1.094
210-5RU-710	5RU10-10MB	1/2	7/8-14	1	0.453	2.625	1.234
212-5RU-712	5RU12-12MB	5/8	1-1/16 - 12	1-1/4	0.562	3.054	1.531
216-5RU-716	5RU16-16MB	7/8	1-5/16 - 12	1-1/2	0.812	2.656	1.391

SAE 45° Swivel Female Reusable Non-Mandrel for SAE 100R5 Hose

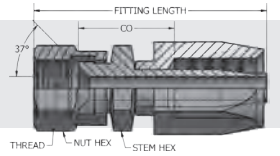


PART NUMBER	JONES ID#	HOSE I.D.	THREAD	STEM HEX	NUT HEX	STEM I.D.	FITTING LENGTH	-CO- CUTOFF
206-5RU-406	5RU06-06SFX	5/16	5/8-18	3/4	3/4	0.234	2.344	1.437
212-5RU-412	5RU12-12SFX	5/8	1-1/16 - 14	1-1/4	1-1/4	0.562	3.500	1.922

REUSABLE HOSE FITTINGS - NON-MANDREL TYPE FOR SAE 100R5 HOSE - DOT FMVSS 106 TYPE AII

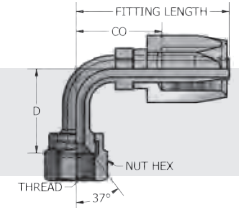


*JIC 37° Swivel
Female Reusable
Non-Mandrel for
SAE 100R5 Hose*



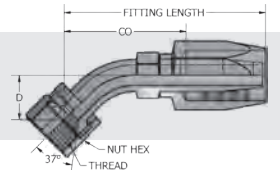
PART NUMBER	JONES ID#	HOSE I.D.	THREAD	STEM HEX	NUT HEX	STEM I.D.	FITTING LENGTH	-CO- CUTOFF
204-5RU-604	5RU04-04FJ	3/16	7/16-20	9/16	9/16	0.125	1.937	1.187
205-5RU-605	5RU05-05FJ	1/4	1/2-20	5/8	5/8	0.172	2.078	1.297
206-5RU-606	5RU06-06FJ	5/16	9/16-18	11/16	11/16	0.234	2.312	1.406
208-5RU-608	5RU08-08FJ	13/32	3/4-16	7/8	7/8	0.344	2.844	1.578
210-5RU-610	5RU10-10FJ	1/2	7/8-14	1	1	0.453	3.062	1.672
212-5RU-612	5RU12-12FJ	5/8	1-1/16 - 12	1-1/4	1-1/4	0.562	3.500	1.922
216-5RU-616	5RU16-16FJ	7/8	1-5/16 - 12	1-1/2	1-1/2	0.812	3.187	1.922
220-5RU-620	5RU20-20FJ	1-1/8	1-5/8 - 12	2	2	1.047	3.375	2.031
224-5RU-624	5RU24-24FJ	1-3/8	1-7/8 - 12	2-1/4	2-1/4	1.281	3.656	2.244
232-5RU-632	5RU32-32FJ	1-13/16	2-1/2 - 12	2-7/8	2-7/8	1.750	4.437	2.578

*JIC 37° Swivel Female
Reusable 90° Bent
Tube Medium Drop
Non-Mandrel for SAE
100R5 Hose*



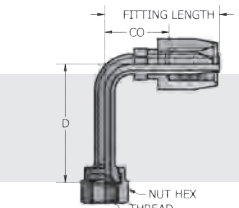
PART NUMBER	JONES ID#	HOSE I.D.	THREAD	NUT HEX	-D- DROP	FITTING LENGTH	-CO- CUTOFF
204-5RU-664	5RU04-04FJ90M	3/16	7/16-20	9/16	0.690	1.750	1.000
205-5RU-665	5RU05-05FJ90M	1/4	1/2-20	5/8	0.760	1.970	1.190
206-5RU-666	5RU06-06FJ90M	5/16	9/16-18	11/16	0.840	2.120	1.230
208-5RU-668	5RU08-08FJ90M	13/32	3/4-16	7/8	1.090	2.750	1.610
210-5RU-670	5RU10-10FJ90M	1/2	7/8-14	1	1.230	2.940	1.660
212-5RU-672	5RU12-12FJ90M	5/8	1-1/16 - 12	1-1/4	1.810	3.750	2.170
216-5RU-676	5RU16-16FJ90M	7/8	1-5/16 - 12	1-1/2	2.140	3.550	2.280

*JIC 37° Swivel Female
Reusable 45° Bent
Tube Medium Drop
Non-Mandrel for
SAE 100R5 Hose*



PART NUMBER	JONES ID#	HOSE I.D.	THREAD	NUT HEX	-D- DROP	FITTING LENGTH	-CO- CUTOFF
204-5RU-684	5RU04-04FJ45M	3/16	7/16-20	9/16	0.330	1.840	1.110
205-5RU-685	5RU05-05FJ45M	1/4	1/2-20	5/8	0.360	1.060	1.280
206-5RU-686	5RU06-06FJ45M	5/16	9/16-18	11/16	0.390	2.230	1.330
208-5RU-688	5RU08-08FJ45M	13/32	3/4-16	7/8	0.550	2.980	1.840
210-5RU-690	5RU10-10FJ45M	1/2	7/8-14	1	0.630	3.230	1.950
212-5RU-692	5RU12-12FJ45M	5/8	1-1/16 - 12	1-1/4	0.770	3.780	2.220
216-5RU-696	5RU16-16FJ45M	7/8	1-5/16 - 12	1-1/2	0.890	3.560	2.230

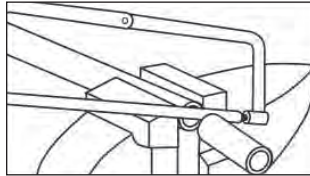
*JIC 37° Swivel Female
Reusable 90° Bent Tube
Long Drop Non-Mandrel
for SAE 100R5 Hose*



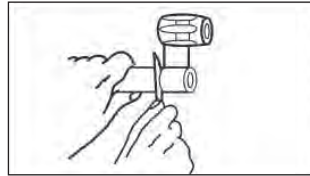
PART NUMBER	JONES ID#	HOSE I.D.	THREAD	NUT HEX	-D- DROP	FITTING LENGTH	-CO- CUTOFF
204-5RL-664	5RU04-04FJ90L	3/16	7/16-20	9/16	1.800	1.750	1.000
205-5RL-665	5RU05-05FJ90L	1/4	1/2-20	5/8	1.780	1.970	1.190
206-5RL-666	5RU06-06FJ90L	5/16	9/16-18	11/16	2.190	2.120	1.230
208-5RL-668	5RU08-08FJ90L	13/32	3/4-16	7/8	2.440	2.750	1.610
210-5RL-670	5RU10-10FJ90L	1/2	7/8-14	1	2.560	2.940	1.660
212-5RL-672	5RU12-12FJ90L	5/8	1-1/16 - 12	1-1/4	3.730	3.750	2.170
216-5RL-676	5RU16-16FJ90L	7/8	1-5/16 - 12	1-1/2	4.330	3.550	2.280

REUSABLE HOSE FITTINGS SKIVE TYPE FOR SAE 100R2A HOSE

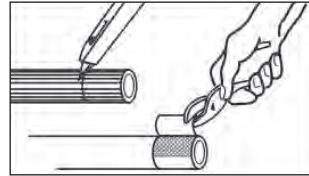
Assembly Instructions for Skive Type Fittings — SAE 100R2A



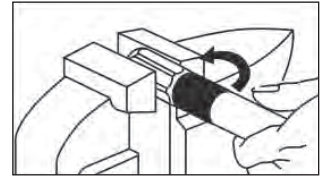
1. Cut hose square to desired length using fine-tooth hacksaw or cut-off wheel.



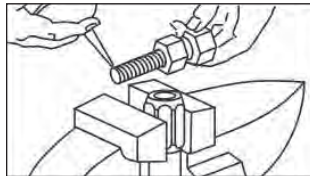
2. Determine the length of hose to be reduced to socket diameter and score with sharp knife.



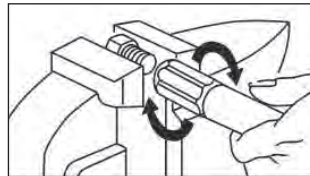
3. After slitting the rubber cover, twist off with pliers. If any particles of rubber remain, remove with wire brush.



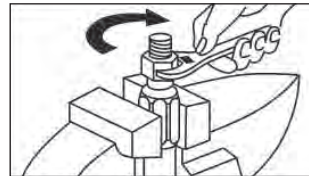
4. Place socket in vise and screw hose in counter-clockwise, using body weight against hose to start threading. Tighten until hose bottoms, then back off 1/4 turn.



5. Oil inside of hose and nipple threads.



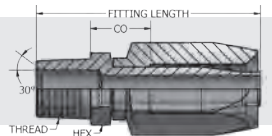
6. Place nipple in vise. Push and turn socket, with hose inserted, clockwise on to stem until threads engage.



7. Screw nipple into socket, using wrench on hex of nipple. After assembled, blow air pressure to remove any hose particles and inspect.

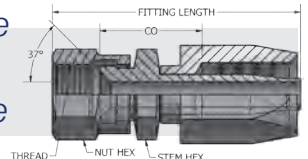
Note: Some fitting sockets have annular grooves—in this case, push down on hose while turning the hose into socket, using an alternate motion of a quarter turn in each direction.

NPTF Solid Male Reusable Skive Type for SAE 100R2A Hose



PART NUMBER	JONES ID#	HOSE I.D.	THREAD	HEX	STEM I.D.	FITTING LENGTH	CO-CUTOFF
204-2RU-102	2RU04-02MP	1/4	1/8-27	9/16	0.172	2.344	1.125
204-2RU-104	2RU04-04MP	1/4	1/4-18	9/16	0.172	2.562	1.344
206-2RU-104	2RU06-04MP	3/8	1/4-18	11/16	0.297	2.781	1.312
206-2RU-106	2RU06-06MP	3/8	3/8-18	11/16	0.297	2.781	1.312
208-2RU-106	2RU08-06MP	1/2	3/8-18	7/8	0.375	2.937	1.375
208-2RU-108	2RU08-08MP	1/2	1/2-14	7/8	0.375	3.125	1.562
212-2RU-112	2RU12-12MP	3/4	3/4-14	1-1/16	0.594	3.656	1.750
216-2RU-116	2RU16-16MP	1	1-11-1/2	1-3/8	0.812	4.344	2.281
220-2RU-120	2RU20-20MP	1-1/4	1-1/2 - 11-1/2	1-3/4	1.047	4.937	2.594
224-2RU-124	2RU24-24MP	1-1/2	1-1/2 - 11-1/2	2	1.281	5.000	2.687
232-2RU-132	2RU32-32MP	2	2 - 11-1/2	2-1/2	1.750	5.344	2.844

JIC 37° Swivel Female Reusable Skive Type for SAE 100R2A Hose

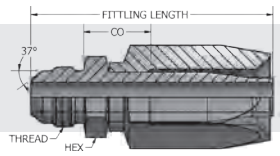


PART NUMBER	JONES ID#	HOSE I.D.	THREAD	STEM HEX	NUT HEX	STEM I.D.	FITTING LENGTH	CO-CUTOFF
204-2RU-604	2RU04-04FJ	1/4	7/16-20	9/16	9/16	0.172	2.625	1.375
204-2RU-605	2RU04-05FJ	1/4	1/2-20	5/8	5/8	0.172	2.672	1.422
204-2RU-606	2RU04-06FJ	1/4	9/16-18	11/16	11/16	0.172	2.781	1.547
206-2RU-606	2RU06-06FJ	3/8	9/16-18	11/16	11/16	0.297	2.953	1.500
206-2RU-608	2RU06-08FJ	3/8	3/4-16	7/8	7/8	0.297	3.094	1.625
208-2RU-608	2RU08-08FJ	1/2	3/4-16	7/8	7/8	0.375	3.234	1.672
208-2RU-610	2RU08-10FJ	1/2	7/8-14	1	1	0.375	3.328	1.766
212-2RU-612	2RU12-12FJ	3/4	1-11/16 - 12	1-1/4	1-1/4	0.594	3.891	2.000
212-2RU-614	2RU12-14FJ	3/4	1-3/16 - 12	1-3/8	1-3/8	0.594	3.969	2.078
216-2RU-616	2RU16-16FJ	1	1-5/16 - 12	1-1/2	1-1/2	0.812	4.453	2.437
220-2RU-620	2RU20-20FJ	1-1/4	1-5/8 - 12	2	2	1.047	5.141	2.781
220-2RU-624	2RU20-24FJ	1-1/4	1-7/8 - 12	2-1/4	2-1/4	1.281	5.219	2.969
232-2RU-632	2RU32-32FJ	2	2-1/2 - 12	2-7/8	2-7/8	1.750	5.906	3.437

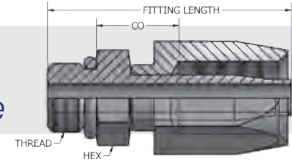
REUSABLE HOSE FITTINGS SKIVE TYPE FOR SAE 100R2A HOSE



*JIC 37° Solid Male
Reusable Skive Type
for SAE 100R2A Hose*



*ORB Solid Male
Reusable Skive Type
for SAE 100R2A Hose*

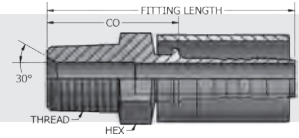


PART NUMBER	HOSE I.D.	THREAD	HEX	STEM I.D.	FITTING LENGTH	-CO-CUTOFF	
204-2RU-504	2RU04-04MJ	1/4	7/16-20	9/16	0.172	2.531	1.297
204-2RU-505	2RU04-05MJ	1/4	1/2-20	9/16	0.172	2.531	1.297
204-2RU-506	2RU04-06MJ	1/4	9/16-18	9/16	0.172	2.547	1.312
206-2RU-506	2RU06-06MJ	3/8	9/16-18	11/16	0.297	2.750	1.281
206-2RU-508	2RU06-08MJ	3/8	3/4-16	7/8	0.297	2.891	1.437
208-2RU-508	2RU08-08MJ	1/2	3/4-16	7/8	0.375	3.031	1.469
208-2RU-510	2RU08-10MJ	1/2	7/8-14	7/8	0.375	3.141	1.594
212-2RU-512	2RU12-12MJ	3/4	1-1/16 - 12	1-1/8	0.594	3.781	1.875
216-2RU-516	2RU16-16MJ	1	1-5/16 - 12	1-3/8	0.812	4.344	2.281
220-2RU-520	2RU20-20MJ	1-1/4	1-5/8 - 12	1-3/4	1.047	4.875	2.562
224-2RU-524	2RU24-24MJ	1-1/2	1-7/8 - 12	2	1.281	5.128	2.812

PART NUMBER	JONES ID#	HOSE I.D.	THREAD	HEX	STEM I.D.	FITTING LENGTH	-CO-CUTOFF
204-2RU-704	2RU04-04MB	1/4	7/16-20	9/16	0.172	2.344	1.109
206-2RU-706	2RU06-06MB	3/8	9/16-18	11/16	0.297	2.609	1.156
206-2RU-708	2RU06-08MB	3/8	3/4-16	7/8	0.297	2.687	1.219
208-2RU-708	2RU08-08MB	1/2	3/4-16	7/8	0.375	2.844	1.297
208-2RU-710	2RU08-10MB	1/2	7/8-14	1	0.375	2.937	1.391
212-2RU-712	2RU12-12MB	3/4	1-1/16 - 12	1-1/4	0.594	3.500	1.594
216-2RU-716	2RU16-16MB	1	1-5/16 - 12	1-1/2	0.812	3.953	1.906

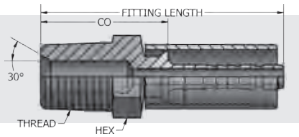
ONE-PIECE FITTINGS FOR P.T.F.E. HOSE

NPTF Solid Male



PART NUMBER	JONES ID#	HOSE I.D.	THREAD	HEX	FITTING LENGTH	-CO-CUTOFF
204-1PTF-102	1PTF04-02MP	3/16	1/8-27	1/2	1.675	0.765
204-1PTF-104	1PTF04-04MP	3/16	1/4-18	9/16	1.862	0.999
204-1PTF-106	1PTF04-06MP	3/16	3/8-18	11/16	1.924	1.061
205-1PTF-104	1PTF05-04MP	1/4	1/4-18	5/8	1.940	1.030
206-1PTF-104	1PTF06-04MP	5/16	1/4-18	5/8	1.940	1.030
206-1PTF-106	1PTF06-06MP	5/16	3/8-18	11/16	1.971	1.061
207-1PTF-106	1PTF07-06MP	3/8	3/8-18	11/16	1.971	1.061
208-1PTF-106	1PTF08-06MP	13/32	3/8-18	11/16	1.971	1.061
208-1PTF-108	1PTF08-08MP	13/32	1/2-14	7/8	2.222	1.312
210-1PTF-106	1PTF10-06MP	1/2	3/8-18	3/4	2.034	1.124
210-1PTF-108	1PTF10-08MP	1/2	1/2-14	7/8	2.222	1.312
212-1PTF-112	1PTF12-12MP	5/8	3/4-14	1-1/16	2.534	1.374
214-1PTF-112	1PTF14-12MP	3/4	3/4-14	1-1/16	2.676	1.426
216-1PTF-116	1PTF16-16MP	7/8	1 - 11-1/2	1-3/8	2.801	1.551
218-1PTF-116	1PTF18-16MP	1	1 - 11-1/2	1-3/8	2.946	1.546

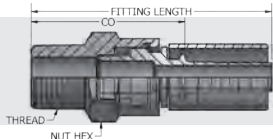
NPTF Solid Male - Stainless Steel Type 303



PART NUMBER	JONES ID#	HOSE I.D.	THREAD	HEX	FITTING LENGTH	-CO-CUTOFF
204-1PTFSS-104	1PTF04-04MPSS	3/16	1/4-18	9/16	1.909	0.999
205-1PTFSS-104	1PTF05-04MPSS	1/4	1/4-18	5/8	1.940	1.030
206-1PTFSS-106	1PTF06-06MPSS	5/16	3/8-18	11/16	1.971	1.061
207-1PTFSS-106	1PTF07-06MPSS	3/8	3/8-18	11/16	1.971	1.061
208-1PTFSS-106	1PTF08-06MPSS	13/32	3/8-18	11/16	1.971	1.061
208-1PTFSS-108	1PTF08-08MPSS	13/32	1/2-14	7/8	2.222	1.312
210-1PTFSS-108	1PTF10-08MPSS	1/2	1/2-14	7/8	2.222	1.312
212-1PTFSS-112	1PTF12-12MPSS	5/8	3/4-14	1-1/16	2.472	1.312
216-1PTFSS-116	1PTF16-16MPSS	7/8	1 - 11-1/2	1-3/8	2.801	1.551

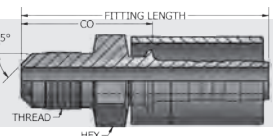
NPTF Swivel Male

Leakage may occur at low pressure



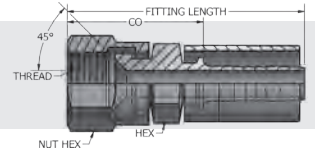
PART NUMBER	JONES ID#	HOSE I.D.	THREAD	NUT HEX	STEM I.D.	FITTING LENGTH	-CO-CUTOFF
206-1PTF-206	1PTF06-06MPX	5/16	3/8-18	13/16	0.236	2.548	1.451
207-1PTF-206	1PTF07-06MPX	3/8	3/8-18	13/16	0.315	2.548	1.451
210-1PTF-208	1PTF10-08MPX	1/2	1/2-14	1"	0.408	2.724	1.627

SAE Solid Male



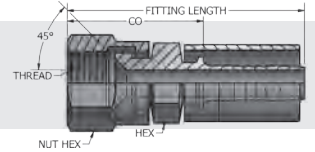
PART NUMBER	JONES ID#	HOSE I.D.	THREAD	HEX	FITTING LENGTH	-CO-CUTOFF
206-1PTF-305	1PTF06-05MS	5/16	1/2-20	5/8	1.939	1.029

SAE 45° Swivel Female



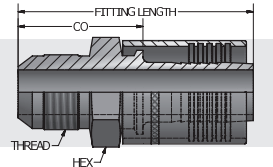
PART NUMBER	JONES ID#	HOSE I.D.	THREAD	STEM HEX	NUT HEX	FITTING LENGTH	-CO-CUTOFF
204-1PTF-403	1PTF04-03SFX	3/16	3/8-24	1/2	1/2	1.936	1.026
205-1PTF-404	1PTF05-04SFX	1/4	7/16-20	1/2	9/16	2.009	1.099
206-1PTF-405	1PTF06-05SFX	5/16	1/2-20	5/8	11/16	2.035	1.115
206-1PTF-406	1PTF06-06SFX	5/16	5/8-18	5/8	3/4	2.115	1.195
207-1PTF-406	1PTF07-06SFX	3/8	5/8-18	5/8	3/4	2.115	1.195
210-1PTF-410	1PTF10-10SFX	1/2	7/8-14	13/16	1-1/16	2.235	1.385

SAE 45° Swivel Female - Stainless Steel Type 303



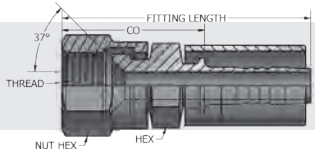
PART NUMBER	JONES ID#	HOSE I.D.	THREAD	HEX	FITTING LENGTH	-CO-CUTOFF
206-1PTFSS-406	1PTF06-06SFXSS	5/16	5/8-18	5/8	2.115	1.195

JIC Solid Male Stem



PART NUMBER	JONES ID#	HOSE I.D.	THREAD	HEX	FITTING LENGTH	-CO-CUTOFF
212-1PTF-510	1PTF12-10MJ	5/8	7/8-14	1	2.472	1.312
216-1PTF-516	1PTF16-16MJ	7/8	1-5/16-12	1-3/8	2.837	1.587

JIC 37° Swivel Female

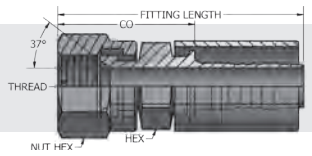


PART NUMBER	JONES ID#	HOSE I.D.	THREAD	STEM HEX	NUT HEX	FITTING LENGTH	-CO-CUTOFF
204-1PTF-603	1PTF04-03FJ	3/16	3/8-24	1/2	1/2	1.890	0.980
204-1PTF-604	1PTF04-04FJ	3/16	7/16-20	1/2	9/16	1.885	0.975
205-1PTF-604	1PTF05-04FJ	1/4	7/16-20	1/2	9/16	1.995	1.085
205-1PTF-605	1PTF05-05FJ	1/4	1/2-20	1/2	11/16	2.050	1.140
205-1PTF-606	1PTF05-06FJ	1/4	9/16-18	5/8	3/4	2.096	1.186
206-1PTF-605	1PTF06-05FJ	5/16	1/2-20	5/8	11/16	2.050	1.140
206-1PTF-606	1PTF06-06FJ	5/16	9/16-18	5/8	3/4	2.035	1.125
207-1PTF-606	1PTF07-06FJ	3/8	9/16-18	5/8	3/4	2.035	1.125
208-1PTF-608	1PTF08-08FJ	13/32	3/4-16	11/16	7/8	2.165	1.255
208-1PTF-610	1PTF08-10FJ	13/32	7/8-14	13/16	1-1/16	2.230	1.320
210-1PTF-608	1PTF10-08FJ	1/2	3/4-16	13/16	7/8	2.212	1.302
210-1PTF-610	1PTF10-10FJ	1/2	7/8-14	13/16	1-1/16	2.280	1.370
210-1PTF-612	1PTF10-12FJ	1/2	1-1/16-12	1	1-1/4	1.859	0.949
212-1PTF-610	1PTF12-10FJ	5/8	7/8-14	1	1-1/16	2.580	1.420
212-1PTF-612	1PTF12-12FJ	5/8	1-1/16-12	1	1-1/4	2.655	1.495
214-1PTF-612	1PTF14-12FJ	3/4	1-1/16-12	1	1-1/4	2.655	1.495
216-1PTF-612	1PTF16-12FJ	7/8	1-1/16-12	1-1/16	1-1/4	2.815	1.565
216-1PTF-616	1PTF16-16FJ	7/8	1-5/16-12	1-1/4	1-1/2	2.910	1.660
218-1PTF-616	1PTF18-16FJ	1	1-5/16-12	1-1/4	1-1/2	2.910	1.660
220-1PTF-620	1PTF20-20FJ	1-1/8	1-5/8-12	1-1/2	2	3.175	1.825

ONE-PIECE FITTINGS FOR P.T.F.E. HOSE

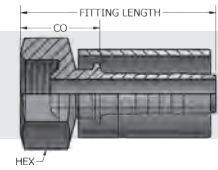


JIC 37° Swivel Female - Stainless Steel Type 303



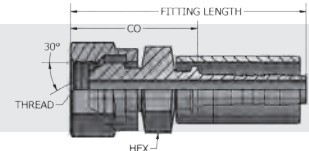
PART NUMBER	JONES ID#	HOSE I.D.	THREAD	STEM HEX	NUT HEX	FITTING LENGTH	-CO- CUTOFF
204-1PTFSS-604	1PTF04-04FJSS	3/16	7/16-20	1/2	9/16	1.885	0.975
205-1PTFSS-604	1PTF05-04FJSS	1/4	7/16-20	12MM	9/16	1.995	1.085
205-1PTFSS-605	1PTF05-05FJSS	1/4	1/2-20	5/8	11/16	2.050	1.140
206-1PTFSS-605	1PTF06-05FJSS	5/16	1/2-20	5/8	11/16	2.050	1.140
206-1PTFSS-606	1PTF06-06FJSS	5/16	9/16-18	5/8	3/4	2.035	1.125
207-1PTFSS-606	1PTF07-06FJSS	3/8	9/16-18	5/8	3/4	2.035	1.125
208-1PTFSS-608	1PTF08-08FJSS	13/32	3/4-16	11/16	7/8	2.189	1.288
210-1PTFSS-608	1PTF10-08FJSS	1/2	3/4-16	13/16	7/8	2.245	1.335
210-1PTFSS-610	1PTF10-10FJSS	1/2	7/8-14	13/16	1-1/16	2.267	1.357
212-1PTFSS-610	1PTF12-10FJSS	5/8	7/8-14	1	1-1/16	2.580	1.420
212-1PTFSS-612	1PTF12-12FJSS	5/8	1-1/16 - 12	1	1-1/4	2.701	1.541
214-1PTFSS-612	1PTF14-12FJSS	3/4	1-1/16 - 12	1	1-1/4	2.655	1.495
216-1PTFSS-612	1PTF16-12FJSS	7/8	1-1/16 - 12	1-1/16	1-1/4	2.795	1.635
216-1PTFSS-616	1PTF16-16FJSS	7/8	1-5/16 - 12	1-1/4	1-1/2	3.019	1.769
218-1PTFSS-616	1PTF18-16FJSS	1	1-5/16 - 12	1 1/4	1 1/2	2.910	1.660

SAE 45° Solid Female Inverted Flare



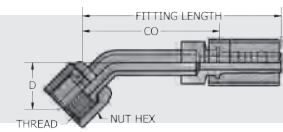
PART NUMBER	JONES ID#	HOSE I.D.	THREAD	HEX	FITTING LENGTH	-CO- CUTOFF
206-1PTF-905 IF	1PTF06-05FPFIF	5/16	1/2-20	3/4	1.532	0.622
206-1PTF-906 IF	1PTF06-06FPFIF	5/16	5/8-18	3/4	1.597	0.687

NPSM Swivel Female



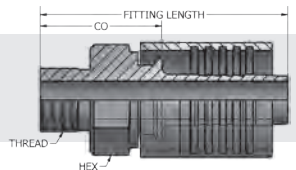
PART NUMBER	JONES ID#	HOSE I.D.	THREAD	HEX	FITTING LENGTH	-CO- CUTOFF
205-1PTF-4FPX	1PTF05-04FPX	1/4	1/4-18	5/8	1.983	1.073

SAE 45° Swivel Female 45° Bent Tube Short Drop



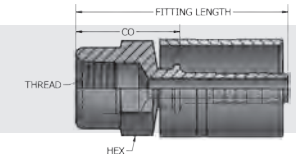
PART NUMBER	JONES ID#	HOSE I.D.	THREAD	NUT HEX	-D- DROP	FITTING LENGTH	-CO- CUTOFF
204-1PTFS-483	1PTF04-03SFX45S	3/16	3/8-24	1/2	0.330	2.300	1.390
205-1PTFS-484	1PTF05-04SFX45S	1/4	7/16-20	9/16	0.330	2.605	1.695
206-1PTFS-486	1PTF06-06SFX45S	5/16	5/8-18	3/4	0.410	2.925	2.015

ORB Solid Male



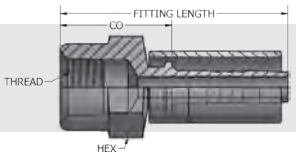
PART NUMBER	JONES ID#	HOSE I.D.	THREAD	HEX	FITTING LENGTH	-CO- CUTOFF
206-1PTF-706	1PTF06-06MB	5/16	9/16-18	5/8	1.769	0.859

NPTF Solid Female



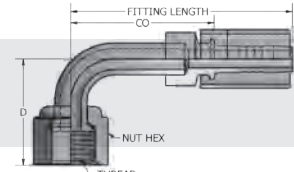
PART NUMBER	JONES ID#	HOSE I.D.	THREAD	HEX	FITTING LENGTH	-CO- CUTOFF
205-1PTF-904	1PTF05-04FP	1/4	1/4-18	11/16	1.784	0.874

NPTF Solid Female - Stainless Steel Type 303



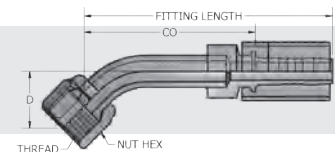
PART NUMBER	JONES ID#	HOSE I.D.	THREAD	HEX	FITTING LENGTH	-CO- CUTOFF
205-1PTFSS-904	1PTF05-04FPSS	1/4	1/4-18	11/16	1.784	0.874

SAE 45° Swivel Female 90° Bent Tube Short Drop



PART NUMBER	JONES ID#	HOSE I.D.	THREAD	NUT HEX	-D- DROP	FITTING LENGTH	-CO- CUTOFF
204-1PTFS-463	1PTF04-03SFX90S	3/16	3/8-24	1/2	0.780	2.300	1.390
205-1PTFS-464	1PTF05-04SFX90S	1/4	7/16-20	9/16	0.780	2.335	1.425
206-1PTFS-466	1PTF06-06SFX90S	5/16	5/8-18	3/4	0.850	2.575	1.665

JIC 37° Swivel Female 45° Bent Tube Short Drop

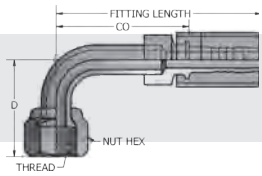


PART NUMBER	JONES ID#	HOSE I.D.	THREAD	NUT HEX	-D- DROP	FITTING LENGTH	-CO- CUTOFF
205-1PTFS-684	1PTF05-04FJ45S	1/4	7/16-20	9/16	0.330	2.605	1.695
206-1PTFS-686	1PTF06-06FJ45S	5/16	9/16-18	11/16	0.410	2.925	2.015
207-1PTFS-686	1PTF07-06FJ45S	3/8	9/16-18	11/16	0.410	2.925	2.015
208-1PTFS-688	1PTF08-08FJ45S	13/32	3/4-16	7/8	0.550	3.275	2.365
210-1PTFS-688	1PTF10-08FJ45S	1/2	3/4-16	7/8	0.550	3.213	2.303
214-1PTFS-692	1PTF14-12FJ45S	3/4	1-1/16 - 12	1-1/4	0.780	4.145	2.895
216-1PTFS-696	1PTF16-16FJ45S	7/8	1-5/16 - 12	1-1/2	0.890	4.550	3.300
218-1PTFS-696	1PTF18-16FJ45S	1	1-5/16 - 12	1-1/2	0.898	4.343	3.300

PTFE FITTINGS 14

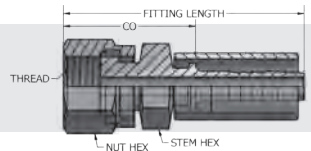
ONE-PIECE FITTINGS FOR P.T.F.E. HOSE

JIC 37° Swivel Female 90° Bent Tube Short Drop



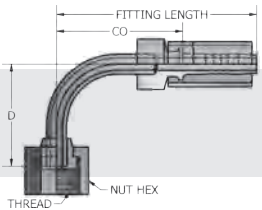
PART NUMBER	JONES ID#	HOSE I.D.	THREAD	NUT HEX	-D- DROP	FITTING LENGTH	-CO- CUTOFF
204-1PTFS-664	1PTF04-04FJ90S	3/16	7/16-20	9/16	0.780	2.335	1.425
205-1PTFS-664	1PTF05-04FJ90S	1/4	7/16-20	9/16	0.780	2.335	1.425
206-1PTFS-666	1PTF06-06FJ90S	5/16	9/16-18	11/16	0.850	2.575	1.665
207-1PTFS-666	1PTF07-06FJ90S	3/8	9/16-18	11/16	0.920	2.575	1.665
208-1PTFS-668	1PTF08-08FJ90S	13/32	3/4-16	7/8	1.170	2.670	1.760
210-1PTFS-670	1PTF10-10FJ90S	1/2	7/8-14	1	1.290	3.033	2.123
212-1PTFS-672	1PTF12-12FJ90S	5/8	1-1/16 - 12	1-1/4	1.870	3.895	2.735
214-1PTFS-672	1PTF14-12FJ90S	3/4	1-1/16 - 12	1-1/4	1.870	4.005	2.755
216-1PTFS-676	1PTF16-16FJ90S	7/8	1-5/16 - 12	1-1/2	2.240	4.500	3.250
218-1PTFS-676	1PTF18-16FJ90S	1	1-5/16 - 12	1-1/2	2.205	4.633	3.250
220-1PTFS-678	1PTF20-20FJ90S	1-1/8	1-5/8 - 12	2	2.500	5.870	4.400

Swivel Female Flat Face O-Ring Seal Straight



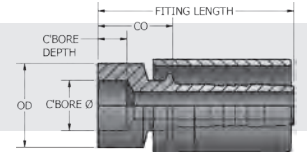
PART NUMBER	JONES ID#	HOSE I.D.	THREAD	STEM HEX	NUT HEX	FITTING LENGTH	-CO- CUTOFF
205-1PTFFSX-04	1PTF05-04FFX	1/4	9/16-18	5/8	11/16	2.024	1.114
212-1PTFFSX-10	1PTF12-10FFX	5/8	1 - 14	1	1-1/8	2.127	0.967

Swivel Female Flat Face O-Ring Seal 90° Medium Drop



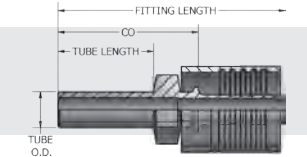
PART NUMBER	JONES ID#	HOSE I.D.	THREAD	NUT HEX	-D- DROP	FITTING LENGTH	-CO- CUTOFF
205-1PTFFSX-J34	1PTF05-04FFX90	1/4	9/16-18	11/16	1.260	2.540	1.550

Tube Stem



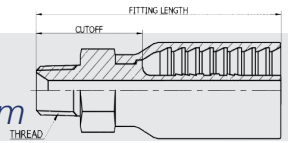
PART NUMBER	JONES ID#	HOSE I.D.	C'BORE DIAMETER	C'BORE DEPTH	'A' O.D.	FITTING LENGTH	-CO- CUTOFF
204-1PTF-T03	1PTF04-03TS	3/16	3/16	0.218	1/2	1.425	0.515
204-1PTF-T04	1PTF04-04TS	3/16	1/4	0.218	1/2	1.425	0.515
205-1PTF-T04	1PTF05-04TS	1/4	1/4	0.218	5/8	1.472	0.562
205-1PTF-T05	1PTF05-05TS	1/4	5/16	0.218	5/8	1.472	0.562
206-1PTF-T06	1PTF06-06TS	5/16	3/8	0.218	5/8	1.472	0.562
207-1PTF-T06	1PTF07-06TS	3/8	3/8	0.218	5/8	1.472	0.562
208-1PTF-T08	1PTF08-08TS	13/32	1/2	0.218	3/4	1.472	0.562
210-1PTF-T08	1PTF10-08TS	1/2	1/2	0.218	7/8	1.472	0.562
210-1PTF-T10	1PTF10-10TS	1/2	5/8	0.218	7/8	1.472	0.562
212-1PTF-T10	1PTF12-10TS	5/8	5/8	0.312	1	1.890	0.730
212-1PTF-T12	1PTF12-12TS	5/8	3/4	0.312	1	1.890	0.730
214-1PTF-T12	1PTF14-12TS	3/4	3/4	0.375	1 3/16	2.005	0.755
214-1PTF-T16	1PTF14-16TS	3/4	1	0.375	1	2.005	0.755
216-1PTF-T16	1PTF16-16TS	7/8	1	0.375	1-3/16	2.005	0.755
218-1PTF-T16	1PTF18-16TS	1	1	0.375	1 1/2	2.150	0.750
220-1PTF-T20	1PTF20-20TS	1-1/8	1-1/4	0.375	1-1/2	2.235	0.765

Stand Pipe – Stainless



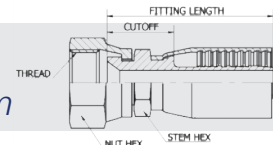
PART NUMBER	JONES ID#	HOSE I.D.	TUBE O.D.	TUBE LENGTH	FITTING LENGTH	-CO- CUTOFF
205-1PTFSSST-4	1PTF05-4SPSS	1/4	1/4	1.000	2.472	1.562
206-1PTFSSST-6	1PTF06-6SPSS	5/16	3/8	1.000	2.377	1.467
207-1PTFSSST-6	1PTF07-6SPSS	3/8	3/8	.750	2.159	1.249
208-1PTFSSST-8	1PTF08-8SPSS	13/32	1/2	1.000	2.409	1.499
210-1PTFSSST-8	1PTF10-8SPSS	1/2	1/2	1.000	2.472	1.562
210-1PTFSSST-10	1PTF10-10SPSS	1/2	5/8	1.000	2.472	1.562
212-1PTFSSST-10	1PTF12-10SPSS	5/8	5/8	1.000	2.784	1.624
214-1PTFSSST-12	1PTF14-12SPSS	3/4	3/4	1.125	3.051	1.801
216-1PTFSSST-16	1PTF16-16SPSS	7/8	1	1.250	3.114	1.864

NPTF Solid Male Thermoplastic R7 Stem



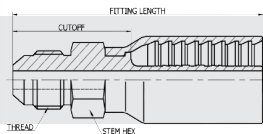
PART NUMBER	HOSE I.D.	THREAD	STEM HEX	FITTING LENGTH	CUTOFF
204-R7-104	1/4"	1/4"-18	0.687	2.378	1.130
205-R7-106	5/16"	3/8"-18	0.687	2.465	1.138
206-R7-104	3/8"	1/4"-18	0.687	2.650	1.154
206-R7-106	3/8"	3/8"-18	0.750	2.657	1.161
208-R7-108	1/2"	1/2"-14	0.875	2.807	1.311

JIC 37° Swivel Female Thermoplastic R7 Stem



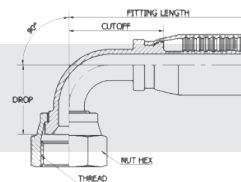
PART NUMBER	HOSE I.D.	THREAD	STEM HEX	NUT HEX	FITTING LENGTH	CUTOFF
204-R7-604	1/4"	7/16"-20	0.559	0.562	2.142	0.894
204-R7-606	1/4"	9/16"-18	0.559	0.750	2.142	0.894
206-R7-606	3/8"	9/16"-18	0.687	0.750	2.374	0.878
206-R7-608	3/8"	3/4"-16	0.875	0.875	2.472	0.976
208-R7-608	1/2"	3/4"-16	0.875	0.875	2.484	0.988

JIC 37° Solid Male Thermoplastic R7 Stem



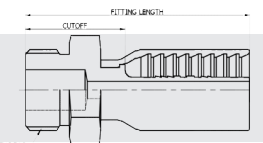
PART NUMBER	HOSE I.D.	THREAD	STEM HEX	FITTING LENGTH	CUTOFF
204-R7-504	1/4"	7/16"-20	0.562	2.366	1.118
206-R7-506	3/8"	9/16"-18	0.687	2.642	1.146
206-R7-508	3/8"	3/4"-16	0.875	2.752	1.256
208-R7-508	1/2"	3/4"-16	0.875	2.752	1.256

JIC 37° Swivel Female 90° Bent Thermoplastic R7 Stem



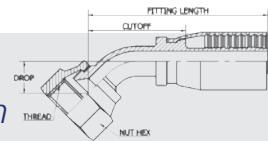
PART NUMBER	HOSE I.D.	THREAD	NUT HEX	DORP	FITTING LENGTH	CUTOFF
204-R7SCS-664	1/4"	7/16"-20	0.562	0.827	2.402	1.157
206-R7SCS-666	3/8"	9/16"-18	0.750	0.906	2.835	1.338
208-R7SCS-668	1/2"	3/4"-16	0.875	1.142	2.984	1.488

ORB Solid Male Thermoplastic R7 Stem



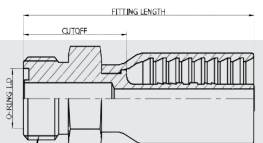
PART NUMBER	HOSE I.D.	THREAD	STEM HEX	FITTING LENGTH	CUTOFF
204-R7-704	1/4"	7/16"-20	0.560	2.169	0.921
204-R7-706	1/4"	9/16"-18	0.687	2.197	0.949
206-R7-706	3/8"	9/16"-18	0.687	2.476	0.980

JIC 37° Swivel Female 45° Bent Thermoplastic R7 Stem



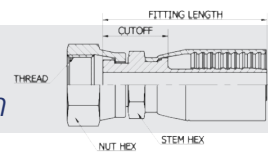
PART NUMBER	HOSE I.D.	THREAD	NUT HEX	DORP	FITTING LENGTH	CUTOFF
204-R7SCS-684	1/4"	7/16"-20	0.562	0.433	2.571	1.323
206-R7SCS-686	3/8"	9/16"-18	0.750	0.472	2.913	1.417
208-R7SCS-688	1/2"	3/4"-16	0.875	0.591	3.276	1.779

Solid Male Flat Face O-Ring Seal Thermoplastic R7 Stem



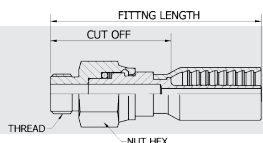
PART NUMBER	HOSE I.D.	THREAD	O-RING I.D.	STEM HEX	FITTING LENGTH	CUTOFF
204-R7FS-04	1/4"	9/16"-18	0.433	0.687	2.197	0.949
206-R7FS-06	3/8"	11/16"-16	0.496	0.750	2.528	1.031
208-R7FS-08	1/2"	13/16"-16	0.621	0.875	2.602	1.106

Swivel Female Flat Face O-Ring Seal Thermoplastic R7 Stem



PART NUMBER	HOSE I.D.	THREAD	NUT HEX	STEM HEX	FITTING LENGTH	CUTOFF
203-R7FSX-04	3/16"	9/16"-18	0.687	0.559	1.805	0.805
204-R7FSX-04	1/4"	9/16"-18	0.687	0.559	2.138	0.890
206-R7FSX-06	3/8"	11/16"-16	0.812	0.687	2.398	0.902
206-R7FSX-08	3/8"	13/16"-16	0.937	0.875	2.472	0.976
208-R7FSX-08	1/2"	13/16"-16	0.937	0.875	2.484	0.988

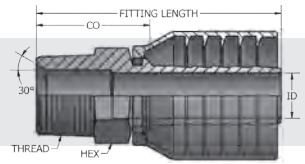
ORB Swivel Male Thermoplastic R7 Stem



PART NUMBER	HOSE I.D.	THREAD	STEM HEX	FITTING LENGTH	CUTOFF
204-R7-804	1/4"	7-16"-20	11/16	2.724	1.476
204-R7-806	1/4"	9/16"-18	11/16	2.744	1.496
206-R7-806	3/8"	9/16"-18	13/16	3.079	1.583

1W ONE-PIECE FITTINGS: SAE 100R12 NON-SKIVE, SAE 100R13 SKIVE, TWO WIRE HYDRAULIC HOSE

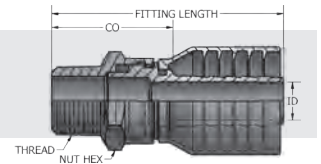
NPTF Solid Male Stem



PART NUMBER	JONES ID#	HOSE I.D.	THREAD	HEX	STEM I.D.	FITTING LENGTH	-CO-CUTOFF
608-1W-108	1W08-08MP	1/2	1/2-14	7/8	0.390	2.925	1.372
610-1W-108	1W10-08MP	5/8	1/2-14	7/8	0.480	2.941	1.268
610-1W-112	1W10-12MP	5/8	3/4-14	1 1/16	0.480	2.938	1.265
612-1W-112	1W12-12MP	3/4	3/4-14	1-1/16	0.580	3.170	1.470
612-1W-116	1W12-16MP	3/4	1-11-1/2	1-3/8	0.580	3.357	1.657
616-1W-112	1W16-12MP	1	3/4-14	1 1/4	N/A	3.545	1.535
616-1W-116	1W16-16MP	1	1-11-1/2	1-3/8	0.780	3.732	1.722
620-1W-120	1W20-20MP	1-1/4	1-1/4 11-1/2	1-3/4	1.010	4.289	1.914
624-1W-124	1W24-24MP	1-1/2	1-1/2 11-1/2	2	1.250	4.949	2.074
624-1W-132	1W24-32MP	1-1/2	2 - 11-1/2	2-1/2	1.253	5.065	2.190
632-1W-132	1W32-32MP	2	2 - 11-1/2	2-1/2	1.610	5.527	2.227

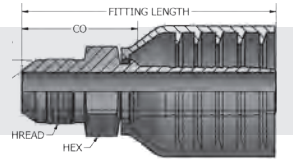
NPTF Swivel Male

Leakage may occur at low pressure



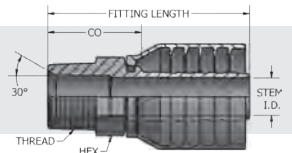
PART NUMBER	JONES ID#	HOSE I.D.	THREAD	HEX LENGTH	STEM I.D.	FITTING LENGTH	-CO-CUTOFF
612-1W-212	1W12-12MPX	3/4	3/4-14	1-5/16	0.580	3.570	1.870

JIC 37° Solid Male Stem



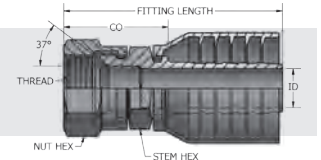
PART NUMBER	JONES ID#	HOSE I.D.	THREAD	HEX	STEM I.D.	FITTING LENGTH	-CO-CUTOFF
608-1W-508	1W08-08MJ	1/2	3/4-16	13/16	0.390	2.769	1.241
608-1W-510	1W08-10MJ	1/2	7/8-14	7/8	0.390	2.863	1.335
612-1W-512	1W12-12MJ	3/4	1-1/16-12	1-1/8	0.580	3.220	1.520
612-1W-516	1W12-16MJ	3/4	1-5/16-12	1-3/8	0.580	3.270	1.570
616-1W-516	1W16-16MJ	1	1-5/16-12	1-3/8	0.780	3.706	1.696
620-1W-520	1W20-20MJ	1-1/4	1-5/8-12	1-3/4	1.010	4.280	1.900
620-1W-524	1W20-24MJ	1-1/4	1-7/8-12	2	1.010	4.530	2.150
624-1W-524	1W24-24MJ	1-1/2	1-7/8-12	2	1.250	4.990	2.120
632-1W-532	1W32-32MJ	2	2-1/2-12	2-5/8	1.610	5.829	2.530

NPTF Solid Male - Stainless Steel Type 316



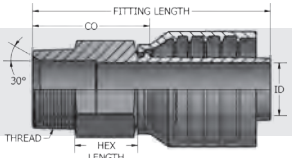
PART NUMBER	JONES ID#	HOSE I.D.	THREAD	HEX	STEM I.D.	FITTING LENGTH	-CO-CUTOFF
612-1WS16-112	1W12-12MPSS	3/4	3/4-14	1-1/16	0.580	3.170	1.470
616-1WS16-116	1W16-16MPSS	1	1-11-1/2	1-3/8	0.780	3.723	1.722
620-1WS16-120	1W20-20MPSS	1-1/4	1-1/4 11-1/2	1-3/4	1.010	4.289	1.914
624-1WS16-124	1W24-24MPSS	1-1/2	1-1/2 11-1/2	2	1.250	4.909	2.034
632-1WS16-132	1W32-32MPSS	2	2-11-1/2	2-1/2	1.610	5.527	2.227

JIC 37° Swivel Female Stem



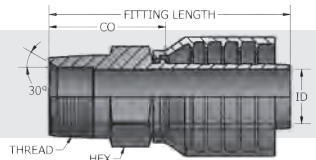
PART NUMBER	JONES ID#	HOSE I.D.	THREAD	STEM HEX	NUT HEX	STEM I.D.	FITTING LENGTH	-CO-CUTOFF
608-1W-608	1W08-08FJ	1/2	3/4-16	13/16	7/8	0.390	2.500	1.400
608-1W-610	1W08-10FJ	1/2	7/8-14	13/16	1-1/16	0.390	3.030	1.500
610-1W-608	1W10-08FJ	5/8	3/4-16	7/8	7/8	0.480	2.980	1.307
610-1W-610	1W10-10FJ	5/8	7/8-14	1 1/16	1 1/16	0.480	3.048	1.375
610-1W-612	1W10-12FJ	5/8	1 1/16-12	1 1/16	1 1/4	0.480	3.287	1.614
612-1W-608	1W12-08FJ	3/4	3/4-16	1	7/8	0.580	3.125	1.425
612-1W-610	1W12-10FJ	3/4	7/8-14	1-1/16	1-1/16	0.580	3.230	1.530
612-1W-612	1W12-12FJ	3/4	1-1/16-12	1-1/16	1-3/8	0.580	3.270	1.580
612-1W-614	1W12-14FJ	3/4	1-3/16-12	1 1/8	1-3/8	0.580	2.712	1.012
612-1W-616	1W12-16FJ	3/4	1-5/16-12	1-1/4	1-5/8	0.580	3.470	1.770
616-1W-612	1W16-12FJ	1	1-1/16-12	1-1/4	1-3/8	0.780	3.650	2.230
616-1W-616	1W16-16FJ	1	1-5/16-12	1-3/8	1-5/8	0.780	3.830	1.820
616-1W-620	1W16-20FJ	1	1-5/8-12	1-1/2	2	0.780	3.950	1.940
620-1W-620	1W20-20FJ	1-1/4	1-5/8-12	1-3/4	2	1.010	4.640	2.240
620-1W-624	1W20-24FJ	1-1/4	1-7/8-12	2	2-1/4	1.010	4.787	2.412
624-1W-624	1W24-24FJ	1-1/2	1-7/8-12	2	2-1/4	1.250	5.280	2.400
632-1W-632	1W32-32FJ	2	2-1/2-12	2-1/2	2-7/8	1.610	6.190	2.890

NPTF Solid Male Stem With Long Hex



PART NUMBER	JONES ID#	HOSE I.D.	THREAD	HEX LENGTH	STEM I.D.	FITTING LENGTH	-CO-CUTOFF
612-1WXL-112	1W12-12MPXL	3/4	3/4-14	1-1/2	0.580	4.170	2.470
616-1WXL-116	1W16-16MPXL	1	1-11-1/2	1-1/2	0.780	4.670	2.720
620-1WXL-120	1W20-20MPXL	1-1/4	1-1/4 11-1/2	1-1/2	1.010	5.160	2.790
624-1WXL-124	1W24-24MPXL	1-1/2	1-1/2 11-1/2	1-1/2	1.250	5.659	2.784
632-1WXL-132	1W32-32MPXL	2	2-11-1/2	1-1/2	1.610	6.152	2.852

A.P.I. Solid Male Stem With Long Hex



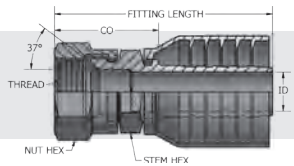
PART NUMBER	JONES ID#	HOSE I.D.	THREAD	HEX LENGTH	STEM I.D.	FITTING LENGTH	-CO-CUTOFF
616-1WAP-116	1W16-16MPAPI	1	1-11-1/2	1-1/2	0.780	3.922	1.972
620-1WAP-120	1W20-20MPAPI	1-1/4	1-1/4 11-1/2	1-1/2	1.010	4.539	2.164
624-1WAP-124	1W24-24MPAPI	1-1/2	1-1/2 11-1/2	1	1.250	5.563	2.688
632-1WAP-132	1W32-32MPAPI	2	2-11-1/2	1-1/2	1.610	6.870	3.820

1W FITTINGS FOR SAE 100R12 & SAE 100R13

TW ONE-PIECE FITTINGS: SAE 100R12 NONSKIVE, SAE 100R13 SKIVE, TWO WIRE HYDRAULIC HOSE

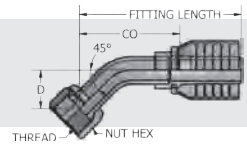


JIC 37° Swivel Female - Stainless Steel Type 316



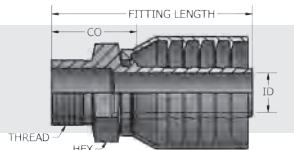
PART NUMBER	JONES ID#	HOSE I.D.	THREAD	STEM HEX	NUT HEX	STEM I.D.	FITTING LENGTH	-CO-CUTOFF
608-1WS16-608	1W08-08FJSS	1/2	3/4-19	13/16	7/8	0.390	2.944	1.391
612-1WS16-612	1W12-12FJSS	3/4	1-1/16-12	1-1/16	1-1/4	0.580	3.273	1.573
616-1WS16-616	1W16-16FJSS	1	1-5/16-12	1-3/8	1-1/2	0.782	3.887	1.877
620-1WS16-620	1W20-20FJSS	1-1/4	1-5/8-12	1-3/4	2	1.010	4.668	2.293
624-1WS16-624	1W24-24FJSS	1-1/2	1-7/8-12	2	2-1/4	1.250	5.280	2.400
632-1WS16-632	1W32-32FJSS	2	2-1/2-12	2-1/2	2-7/8	1.610	6.190	2.890

JIC 37° Swivel Female Stem 45° Bent Tube Medium Drop



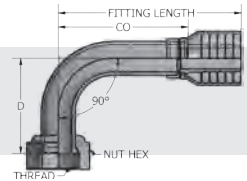
PART NUMBER	JONES ID#	HOSE I.D.	THREAD	NUT HEX	-D-DROP	FITTING LENGTH	-CO-CUTOFF
608-1WBS-688	1W08-08FJ45S	1/2	3/4-16	7/8	0.550	3.978	2.430
608-1WBS-690	1W08-10FJ45S	1/2	7/8-14	1	0.650	4.270	2.720
612-1WM-692	1W12-12FJ45M	3/4	1-1/16-12	1-3/8	0.980	4.090	2.390
612-1WM-696	1W12-16FJ45M	3/4	1-5/16-12	1-5/8	1.100	4.210	2.510
616-1WM-696	1W16-16FJ45M	1	1-5/16-12	1-5/8	1.040	4.962	2.952
616-1WM-698	1W16-20FJ45M	1	1-5/8-12	2	1.320	4.920	2.970
620-1WM-698	1W20-20FJ45M	1-1/4	1-5/8-12	2	1.420	6.160	3.790
620-1WM-699	1W20-24FJ45M	1-1/4	1-7/8-12	2-1/4	1.610	6.360	3.980
624-1WM-699	1W24-24FJ45M	1-1/2	1-7/8-12	2-1/4	1.810	7.400	4.530
632-1WM-700	1W32-32FJ45M	2	2-1/2-12	2-7/8	1.210	8.734	5.430

ORB Solid Male Stem



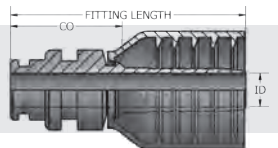
PART NUMBER	JONES ID#	HOSE I.D.	THREAD	HEX	STEM I.D.	FITTING LENGTH	-CO-CUTOFF
612-1W-712	1W12-12MB	3/4	1-1/16-12	1-1/4	0.580	2.950	1.250
616-1W-716	1W16-16MB	1	1-5/16-12	1-1/2	0.780	3.326	1.320
620-1W-720	1W20-20MB	1-1/4	1-5/8-12	1-3/4	1.010	3.910	1.540

JIC 37° Swivel Female Stem 90° Bent Tube Short Drop



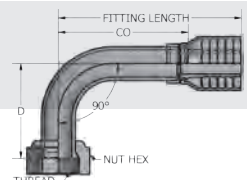
PART NUMBER	JONES ID#	HOSE I.D.	THREAD	NUT HEX	-D-DROP	FITTING LENGTH	-CO-CUTOFF
608-1WBS-668	1W08-08FJ90S	1/2	3/4-16	7/8	1.170	3.433	1.880
608-1WBS-670	1W08-10FJ90S	1/2	7/8-14	1	1.320	3.800	2.250
610-1WS-670	1W10-10FJ90S	5/8	7/8-14	1 1/16	1.417	3.644	1.970
610-1WS-672	1W10-12FJ90S	5/8	1 1/16-12	1 1/4	2.087	3.799	2.126
612-1WS-676	1W12-16FJ90S	3/4	1-5/16-12	1 5/8	2.620	3.900	2.200

Male "O" Lok Stem



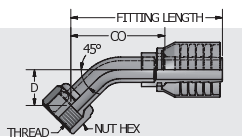
PART NUMBER	JONES ID#	HOSE I.D.	MALE SIZE	STEM I.D.	FITTING LENGTH	-CO-CUTOFF
608-1W-S08	1W08-08MOLK	1/2	1/2	0.393	2.868	1.315
612-1W-S12	1W12-12MOLK	3/4	3/4	.580	3.049	1.349
616-1W-S16	1W16-16MOLK	1	1	.780	3.550	1.6
620-1W-S20	1W20-20MOLK	1-1/4	1-1/4	1.010	4.139	1.764
624-1W-S24	1W24-24MOLK	1-1/2	1-1/2	1.250	4.430	1.555
632-1W-S32	1W32-32MOLK	2	2	1.610	5.085	2.035

JIC 37° Swivel Female Stem 90° Bent Tube Medium Drop



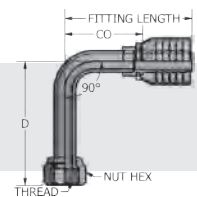
PART NUMBER	JONES ID#	HOSE I.D.	THREAD	NUT HEX	-D-DROP	FITTING LENGTH	-CO-CUTOFF
612-1WM-672	1W12-12FJ90M	3/4	1-1/16-12	1 1/4	2.283	6.230	4.530
612-1WM-676	1W12-16FJ90M	3/4	1-5/16-12	1-5/8	2.910	3.820	2.120
616-1WM-676	1W16-16FJ90M	1	1-5/16-12	1-5/8	2.800	4.786	2.776
616-1WM-678	1W16-20FJ90M	1	1-5/8-12	2	3.190	4.450	2.500
620-1WM-678	1W20-20FJ90M	1-1/4	1-5/8-12	2	3.150	5.910	3.530
620-1WM-680	1W20-24FJ90M	1-1/4	1-7/8-12	2-1/4	3.540	5.910	3.530
624-1WM-680	1W24-24FJ90M	1-1/2	1-7/8-12	2-1/4	3.940	6.850	3.980
632-1WM-684	1W32-32FJ90M	2	2-1/2-12	2-7/8	4.880	8.310	4.980

JIC 37° Swivel Female Stem 45° Bent Tube Short Drop



PART NUMBER	JONES ID#	HOSE I.D.	THREAD	NUT HEX	-D-DROP	FITTING LENGTH	-CO-CUTOFF
610-1WS-690	1W10-10FJ90S	5/8	7/8-14	1 1/16	0.709	3.641	1.968
610-1WS-692	1W10-12FJ90S	5/8	1 1/16-12	1 1/4	0.945	3.957	2.284

JIC 37° Swivel Female Stem 90° Bent Tube Long Drop

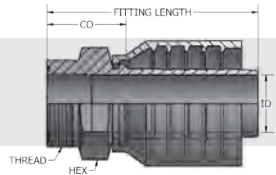


PART NUMBER	JONES ID#	HOSE I.D.	THREAD	NUT HEX	-D-DROP	FITTING LENGTH	-CO-CUTOFF
608-1WBL-668	1W08-08FJ90L	1/2	3/4-16	7/8	2.430	3.500	1.950
612-1WL-672	1W12-12FJ90L	3/4	1-1/16-12	1-3/8	3.740	3.820	2.120
616-1WL-676	1W16-16FJ90L	1	1-5/16-12	1 1/2	4.330	4.786	2.500

1W FITTINGS FOR SAE 100R12 & SAE 100R13

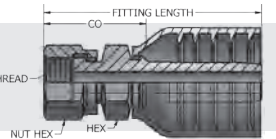
1W ONE-PIECE FITTINGS: SAE 100R12 NON-SKIVE, SAE 100R13 SKIVE, TWO WIRE HYDRAULIC HOSE

Solid Male Flat Face O-Ring Seal Stem



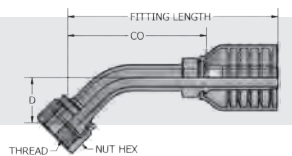
PART NUMBER	JONES ID#	HOSE I.D.	THREAD	HEX	STEM I.D.	FITTING LENGTH	-CO- CUTOFF	O-RING PART NO.
608-1WFS-08	1W08-08MFF	1/2	13/16-16	7/8	0.390	2.617	1.060	8 ORFS
612-1WFS-12	1W12-12MFF	3/4	1-3/16-12	1-1/4	0.580	3.030	1.330	12 ORFS
616-1WFS-16	1W16-16MFF	1	1-7/16-12	1-1/2	0.780	3.420	1.470	16 ORFS
620-1WFS-20	1W20-20MFF	1-1/4	1-11/16-12	1-3/4	1.01	4.010	1.630	20 ORFS
624-1WFS-24	1W24-24MFF	1-1/2	2-1/2	2-1/8	1.253	4.604	1.723	24 ORFS

Swivel Female Flat Face O-Ring Seal Stem Straight



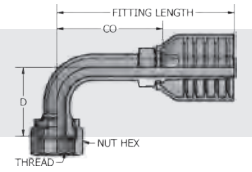
PART NUMBER	JONES ID#	HOSE I.D.	THREAD	STEM HEX	NUT HEX	FITTING LENGTH	-CO- CUTOFF
608-1WFSX-06	1W08-06FFX	1/2	11/16-16	13/16	13/16	2.460	0.910
608-1WFSX-08	1W08-08FFX	1/2	13/16-16	13/16	15/16	2.500	0.950
608-1WFSX-10	1W08-10FFX	1/2	1-14	7/8	1-1/8	2.520	0.970
608-1WFSX-12	1W08-12FFX	1/2	1-3/16-12	1-1/8	1-3/8	2.530	0.980
610-1WFSX-08	1W10-08FFX	5/8	13/16-16	1	15/16	3.031	1.358
610-1WFSX-10	1W10-10FFX	5/8	1-14	1	1 1/8	3.113	1.440
610-1WFSX-12	1W10-12FFX	5/8	1 3/16-12	1 1/8	1 3/8	3.327	1.654
612-1WFSX-08	1W12-08FFX	3/4	13/16-16	1	15/16	2.680	0.980
612-1WFSX-10	1W12-10FFX	3/4	1-14	1	1-1/8	2.700	1.000
612-1WFSX-12	1W12-12FFX	3/4	1-3/16-12	1-1/8	1-3/8	2.710	1.010
612-1WFSX-16	1W12-16FFX	3/4	1-7/16-12	1-3/8	1-5/8	2.850	1.150
616-1WFSX-16	1W16-16FFX	1	1-7/16-12	1-3/8	1-5/8	4.046	2.036
616-1WFSX-20	1W16-20FFX	1	1-11/16-12	1-19/32	1-31/32	4.010	2.000
620-1WFSX-20	1W20-20FFX	1-1/4	1-11/16-12	1-19/32	1-31/32	3.940	1.560
624-1WFSX-24	1W24-24FFX	1-1/2	2-1/2	1-29/32	2-1/4	4.330	1.460

Swivel Female Flat Face O-Ring Seal Stem 45°



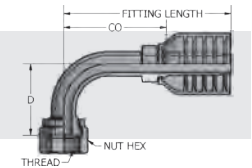
PART NUMBER	JONES ID#	HOSE I.D.	THREAD	NUT HEX	-D- DROP	FITTING LENGTH	-CO- CUTOFF
608-1WFSX-L68	1W08-08FFX45	1/2	13/16-16	15/16	0.812	4.365	2.812
610-1WFSX-L70	1W10-10FFX45	5/8	1-14	1 1/8	0.630	3.406	1.732
610-1WFSX-L72	1W10-12FFX45	5/8	1 3/16-12	1 3/8	0.827	3.839	2.165
612-1WFSX-L72	1W12-12FFX45	3/4	1-3/16-12	36MM	0.870	3.400	2.300
612-1WFSX-L76	1W12-16FFX45	3/4	1-7/16-12	1-5/8	0.910	4.040	2.340
616-1WFSX-L76	1W16-16FFX45	1	1-7/16-12	1-5/8	1.120	4.884	2.874
620-1WFSX-L80	1W20-20FFX45	1-1/4	1-11/16-12	1-31/32	1.140	5.910	3.530
624-1WFSX-L84	1W24-24FFX45	1-1/2	2-1/2	2-1/4	1.580	7.190	4.310

Swivel Female Flat Face O-Ring Seal Stem 90° Short Drop



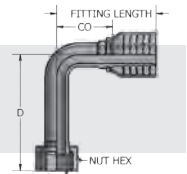
PART NUMBER	JONES ID#	HOSE I.D.	THREAD	NUT HEX	-D- DROP	FITTING LENGTH	-CO- CUTOFF
608-1WFSX-A28	1W08-08FFX90S	1/2	13/16-16	15/16	1.434	3.443	1.890
608-1WFSX-A30	1W08-10FFX90S	1/2	1-14	1-1/8	1.600	3.813	2.260
608-1WFSX-A32	1W08-12FFX90S	1/2	1-3/16-12	36MM	1.930	3.253	1.700
610-1WFSX-A30	1W10-10FFX90S	5/8	1-14	1 1/8	1.260	3.209	1.535
610-1WFSX-A32	1W10-12FFX90S	5/8	1 3/16-12	1 3/8	1.890	3.445	1.772
612-1WFSX-A32	1W12-12FFX90S	3/4	1-3/16-12	36MM	1.930	3.820	2.120
612-1WFSX-A36	1W12-16FFX90S	3/4	1-7/16-12	1-5/8	2.240	3.820	2.120
616-1WFSX-A36	1W16-16FFX90S	1	1-7/16-12	1-5/8	2.460	4.786	2.776
624-1WFSX-A44	1W24-24FFX90S	1-1/2	2-1/2	2-1/4	3.190	6.287	3.412

Swivel Female Flat Face O-Ring Seal Stem 90° Medium Drop



PART NUMBER	JONES ID#	HOSE I.D.	THREAD	NUT HEX	-D- DROP	FITTING LENGTH	-CO- CUTOFF
608-1WFSX-J38	1W08-08FFX90M	1/2	13/16-16	15/16	1.600	3.443	1.890
608-1WFSX-J40	1W08-10FFX90M	1/2	1-14	1-1/8	1.900	4.543	2.990
612-1WFSX-J42	1W12-12FFX90M	3/4	1-3/16-12	36MM	2.400	3.820	2.120
616-1WFSX-J46	1W16-16FFX90M	1	1-7/16-12	1-5/8	2.800	4.786	2.776
616-1WFSX-J50	1W16-20FFX90M	1	1-11/16-12	1-31/32	3.070	4.950	2.940
620-1WFSX-J50	1W20-20FFX90M	1-1/4	1-11/16-12	1-31/32	2.780	5.910	3.530
624-1WFSX-J54	1W24-24FFX90M	1-1/2	2-1/2	2-1/4	3.480	6.850	3.980

Swivel Female Flat Face O-Ring Seal Stem 90° Long Drop



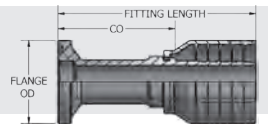
PART NUMBER	JONES ID#	HOSE I.D.	THREAD	NUT HEX	-D- DROP	FITTING LENGTH	-CO- CUTOFF
608-1WFSX-A68	1W08-08FFX90L	1/2	13/16-16	1-1/16	2.52	3.213	1.66
612-1WFSX-A72	1W12-12FFX90L	3/4	1-3/16-12	36MM	3.78	4.062	2.362
616-1WFSX-A76	1W16-16FFX90L	1	1-7/16-12	1-5/8	4.49	4.786	2.776
620-1WFSX-A80	1W20-20FFX90L	1-1/4	1-11/16-12	1-31/32	5.12	5.91	3.53

1W FITTINGS FOR SAE 100R12 & SAE 100R13

1W ONE-PIECE FITTINGS: SAE 100R12 NON-SKIVE, SAE 100R13 SKIVE, TWO WIRE HYDRAULIC HOSE

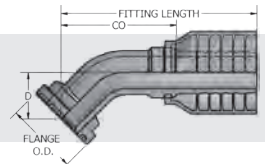


O-Ring Flange Code 61 Straight



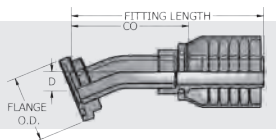
PART NUMBER	JONES ID#	HOSE I.D.	FLANGE SIZE	FLANGE O.D.	FITTING LENGTH	-CO- CUTOFF
608-1WB-G08	1WB08-08C61B	1/2	1/2	1-3/16	3.643	2.110
608-1WB-G12	1WB08-12C61B	1/2	3/4	1-1/2	3.661	1.983
612-1WB-G12	1WB12-12C61	3/4	3/4	1-1/2	3.665	1.965
612-1W-G12	1W12-12C61	3/4	3/4	1-1/2	3.680	1.980
612-1WB-G16	1WB12-16C61B	3/4	1	1-3/4	3.690	1.990
612-1W-G16	1W12-16C61	3/4	1	1-3/4	3.690	1.990
616-1W-G12	1W16-12C61	1	3/4	1-1/2	4.510	2.500
616-1W-G16	1W16-16C61	1	1	1-3/4	4.730	2.720
616-1W-G20	1W16-20C61	1	1-1/4	2	4.843	2.833
616-1W-G24	1W16-24C61	1	1 1/2	2.375	4.793	2.783
620-1W-G16	1W20-16C61	1-1/4	1	1-3/4	5.250	2.880
620-1W-G20	1W20-20C61	1-1/4	1-1/4	2	5.250	2.880
620-1W-G24	1W20-24C61	1-1/4	1-1/2	2-3/8	5.690	3.320
624-1W-G24	1W24-24C61	1-1/2	1-1/2	2-3/8	5.800	2.930
624-1W-G32	1W24-32C61	1-1/2	2	2-13/16	5.810	2.940
632-1W-G24	1W32-24C61	2	1-1/2	2-3/8	6.263	2.960
632-1W-G32	1W32-32C61	2	2	2-13/16	7.150	3.850
632-1W-G40	1W32-40C61	2	2-1/2	3 5/16	6.803	3.503

O-Ring Flange Code 61 45°



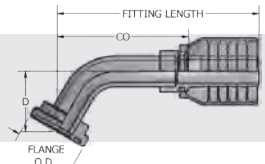
PART NUMBER	JONES ID#	HOSE I.D.	FLANGE SIZE	FLANGE O.D.	-D- DROP	FITTING LENGTH	-CO- CUTOFF
608-1WB-G41	1WB08-08C6145B	1/2	1/2	1-3/16	.780	3.780	2.230
608-1WB-G42	1WB08-12C6145B	1/2	3/4	1-1/2	.780	3.780	2.230
612-1WB-G42	1WB12-12C6145B	3/4	3/4	1-1/2	1.000	4.460	2.760
612-1W-G42	1W12-12C6145	3/4	3/4	1-1/2	.970	4.180	2.480
612-1WB-G46	1W12-16C6145B	3/4	1	1-3/4	1.000	4.461	2.761
612-1W-G46	1W12-16C6145	3/4	1	1-3/4	1.000	4.460	2.760
616-1W-G46	1W16-16C6145	1	1	1-3/4	1.120	4.883	2.873
616-1W-G50	1W16-20C6145	1	1-1/4	2	1.140	5.220	3.210
616-1W-G62	1W16-24C6145	1	2	2-13/16	1.060	5.500	3.550
620-1W-G46	1W20-16C6145	1-1/4	1	1-3/4	1.340	5.977	3.602
620-1W-G50	1W20-20C6145	1-1/4	1-1/4	2	1.170	6.300	3.920
620-1W-G54	1W20-24C6145	1-1/4	1-1/2	2-3/8	1.710	6.480	4.100
620-1W-G62	1W20-32C6145	1-1/4	2	2-13/16	1.060	5.925	3.550
624-1W-G54	1W24-24C6145	1-1/2	1-1/2	2-3/8	1.650	7.240	4.370
624-1W-G62	1W24-32C6145	1-1/2	2	2-13/16	1.820	7.030	4.150
632-1W-G54	1W32-24C6145	2	1-1/2	2-3/8	1.150	6.847	3.797
632-1W-G62	1W32-32C6145	2	2	2-13/16	2.070	8.600	5.300

O-Ring Flange Code 61 22-1/2°



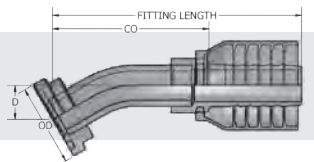
PART NUMBER	JONES ID#	HOSE I.D.	FLANGE SIZE	FLANGE O.D.	-D- DROP	FITTING LENGTH	-CO- CUTOFF
612-1WB-H02	1WB12-12C6122B	3/4	3/4	1-1/2	.440	4.360	2.660
612-1WB-H03	1WB12-16C6122B	3/4	1	1-3/4	.440	4.360	2.660
616-1W-H03	1W16-16C6122	1	1	1-3/4	.480	4.950	2.940
616-1W-H04	1W16-20C6122	1	1-1/4	2	.490	5.040	3.030
620-1W-H04	1W20-20C6122	1-1/4	1-1/4	2	.550	6.220	3.850
620-1W-H05	1W20-24C6122	1-1/4	1-1/2	2-3/8	.750	6.670	4.300
624-1W-H05	1W24-24C6122	1-1/2	1-1/2	2-3/8	.730	7.660	4.780
624-1W-H06	1W24-32C6122	1-1/2	2	2-13/16	.840	7.990	5.120
632-1W-H06	1W32-32C6122	2	2	2-13/16	.850	9.150	5.850

O-Ring Flange Code 61 60°



PART NUMBER	JONES ID#	HOSE I.D.	FLANGE SIZE	FLANGE O.D.	-D- DROP	FITTING LENGTH	-CO- CUTOFF
608-1WB-H51	1WB08-08C6160B	1/2	1/2	1-3/16	1.170	3.523	1.970
612-1WB-H52	1WB12-12C6160B	3/4	3/4	1-1/2	1.450	4.820	3.120
612-1WB-H53	1WB12-16C6160B	3/4	1	1-3/4	1.450	4.820	3.120
616-1W-H53	1W16-16C6160	1	1	1-3/4	1.580	5.220	3.210
616-1W-H54	1W16-20C6160	1	1-1/4	2	1.610	5.570	3.560
620-1W-H54	1W20-20C6160	1-1/4	1-1/4	2	1.950	6.233	3.858
620-1W-H55	1W20-24C6160	1-1/4	1-1/2	2-3/8	2.380	6.480	4.105
624-1W-H55	1W24-24C6160	1-1/2	1-1/2	2-3/8	2.320	7.280	4.410
624-1W-H56	1W24-32C6160	1-1/2	2	2-13/16	2.630	7.480	4.610
632-1W-H56	1W32-32C6160	2	2	2-13/16	2.950	8.956	5.906

O-Ring Flange Code 61 30°

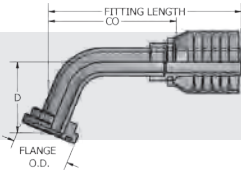


PART NUMBER	JONES ID#	HOSE I.D.	FLANGE SIZE	FLANGE O.D.	-D- DROP	FITTING LENGTH	-CO- CUTOFF
608-1WB-H21	1WB08-08C6130B	1/2	1/2	1-3/16	.500	3.783	2.230
612-1WB-H22	1WB12-12C6130B	3/4	3/4	1-1/2	.580	4.450	2.750
612-1WB-H23	1WB12-16C6130B	3/4	1	1-3/4	.580	4.450	2.750
616-1W-H23	1W16-16C6130	1	1	1-3/4	.690	5.060	3.050
616-1W-H24	1W16-20C6130	1	1-1/4	2	.710	5.240	3.230
620-1W-H24	1W20-20C6130	1-1/4	1-1/4	2	.830	6.555	4.180
620-1W-H25	1W20-24C6130	1-1/4	1-1/2	2-3/8	1.060	7.245	4.370
624-1W-H25	1W24-24C6130	1-1/2	1-1/2	2-3/8	1.010	7.245	4.370
624-1W-H26	1W24-32C6130	1-1/2	2	2-13/16	1.190	8.150	5.280
632-1W-H26	1W32-32C6130	2	2	2-13/16	1.240	9.400	6.100



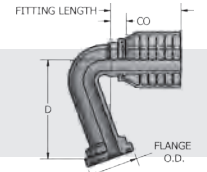
1W ONE-PIECE FITTINGS: SAE 100R12 NON-SKIVE, SAE 100R13 SKIVE, TWO WIRE HYDRAULIC HOSE

O-Ring Flange Code 61 67-1/2°



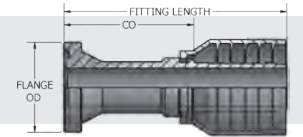
PART NUMBER	JONES ID#	HOSE I.D.	FLANGE SIZE	FLANGE O.D.	-D- DROP	FITTING LENGTH	-CO- CUTOFF
608-1WB-H61	1W08-08C6167B	1/2	1/2	1-3/16	1.350	3.853	2.300
608-1WB-H62	1W08-12C6167B	1/2	3/4	1-1/2	1.500	4.058	2.505
612-1WB-H62	1W12-12C6167B	3/4	3/4	1-1/2	1.750	5.000	3.300
612-1WB-H63	1W12-16C6167B	3/4	1	1-3/4	1.750	5.000	3.300
616-1W-H63	1W16-16C6167	1	1	1-3/4	1.790	5.097	3.087
616-1W-H64	1W16-20C6167	1	1-1/4	2	1.810	5.160	3.150
620-1W-H64	1W20-20C6167	1-1/4	1-1/4	2	2.220	6.180	3.810
620-1W-H65	1W20-24C6167	1-1/4	1-1/2	2-3/8	2.680	6.380	4.000
624-1W-H65	1W24-24C6167	1-1/2	1-1/2	2-3/8	2.640	7.240	4.370
624-1W-H66	1W24-32C6167	1-1/2	2	2-13/16	2.970	7.400	4.530
632-1W-H66	1W32-32C6167	2	2	2-13/16	3.370	8.700	5.400

O-Ring Flange Code 61 110°



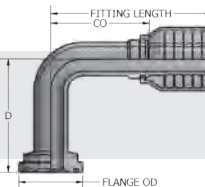
PART NUMBER	JONES ID#	HOSE I.D.	FLANGE SIZE	FLANGE O.D.	-D- DROP	FITTING LENGTH	-CO- CUTOFF
612-1WB-H82	1W12-12C61110	3/4	3/4	1-1/2	3.470	3.550	1.850
616-1W-H83	1W16-16C61110	1	1	1-3/4	3.470	4.963	2.953

O-Ring Flange Code 62 Straight



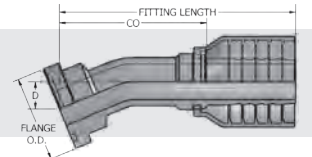
PART NUMBER	JONES ID#	HOSE I.D.	FLANGE SIZE	FLANGE O.D.	FITTING LENGTH	-CO- CUTOFF
608-1W62-G08	1W08-08C62	1/2	1/2	1-1/4	3.270	1.720
612-1W62-G12	1W12-12C62	3/4	3/4	1-5/8	4.020	2.320
612-1W62-G16	1W12-16C62	3/4	1	1-7/8	4.020	2.320
616-1W62-G16	1W16-16C62	1	1	1-7/8	4.732	2.722
616-1W62-G20	1W16-20C62	1	1-1/4	2-1/8	5.030	3.020
620-1W62-G20	1W20-20C62	1-1/4	1-1/4	2-1/8	5.690	3.320
620-1W62-G24	1W20-24C62	1-1/4	1-1/2	2-1/2	5.690	3.320
624-1W62-G24	1W24-24C62	1-1/2	1-1/2	2-1/2	6.380	3.500
624-1W62-G32	1W24-32C62	1-1/2	2	3-1/8	6.690	3.810
632-1W62-G32	1W32-32C62	2	2	3-1/8	7.150	3.850

O-Ring Flange Code 61 90°



PART NUMBER	JONES ID#	HOSE I.D.	FLANGE SIZE	FLANGE O.D.	-D- DROP	FITTING LENGTH	-CO- CUTOFF
608-1WB-G71	1W08-08C6190B	1/2	1/2	1-3/16	1.630	3.560	2.010
608-1WB-G72	1W08-12C6190B	1/2	3/4	1-1/2	1.630	3.660	2.110
608-1W-G72	1W08-12C6190	1/2	3/4	1-1/2	1.630	3.373	1.820
612-1WB-G72	1W12-12C6190B	3/4	3/4	1-1/2	2.130	4.270	2.570
612-1W-G72	1W12-12C6190	3/4	3/4	1-1/2	2.070	4.086	2.386
612-1W4.0-G72	1W12-12C61904.0	3/4	3/4	1-1/2	4.000	3.810	2.110
612-1W6.0-G72	1W12-12C61906.0	3/4	3/4	1.500	6.000	4.086	2.386
612-1WB-G76	1W12-16C6190B	3/4	1	1-3/4	2.130	4.270	2.570
616-1W-G76	1W16-16C6190	1	1	1-3/4	2.760	4.786	2.776
616-1W4.0-G76	1W16-16C61904.0	1	1	1-3/4	4.000	4.786	2.776
616-1W6.0-G76	1W16-16C61906.0	1	1	1-3/4	6.000	4.973	2.963
616-1W-G80	1W16-20C6190	1	1-1/4	2	3.540	4.786	2.776
616-1W-G84	1W16-24C6190	1	1 1/2	2 3/8	2.618	4.509	2.499
616-1W-G92	1W16-32C6190	1	2	2-13/16	3.540	5.780	3.830
620-1W-G80	1W20-20C6190	1-1/4	1-1/4	2	3.940	5.910	3.530
620-1W4.0-G76	1W20-16C61904.0	1 1/4	1	1-3/4	4.000	5.325	2.950
620-1W4.0-G80	1W20-20C61904.0	1-1/4	1-1/4	2	4.000	5.906	3.531
620-1WS-G80	1W20-20C6190S	1-1/4	1-1/4	2	2.953	5.910	3.530
620-1W-G84	1W20-24C6190	1-1/4	1-1/2	2-3/8	3.580	5.910	3.530
620-1W-G92	1W20-32C6190	1-1/4	2	2-13/16	3.880	6.240	3.870
624-1W-G84	1W24-24C6190	1-1/2	1-1/2	2-3/8	3.580	6.889	4.014
624-1WL-G84	1W24-24C6190L	1-1/2	1-1/2	2-3/8	5.790	6.850	3.980
624-1W-G92	1W24-32C6190	1-1/2	2	2-13/16	4.490	6.812	3.937
632-1W-G92	1W32-32C6190	2	2	2-13/16	4.670	8.280	4.980

O-Ring Flange Code 62 22-1/2°



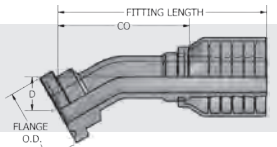
PART NUMBER	JONES ID#	HOSE I.D.	FLANGE SIZE	FLANGE O.D.	-D- DROP	FITTING LENGTH	-CO- CUTOFF
608-1W62-H01	1W08-08C6222	1/2	1/2	1-1/4	.440	3.783	2.230
608-1W62-H02	1W08-12C6222	1/2	3/4	1-5/8	.440	4.113	2.660
612-1W62-H02	1W12-12C6222	3/4	3/4	1-5/8	.490	4.470	2.770
612-1W62-H03	1W12-16C6222	3/4	1	1-7/8	.610	4.760	3.060
616-1W62-H03	1W16-16C6222	1	1	1-7/8	.590	5.240	3.230
616-1W62-H04	1W16-20C6222	1	1-1/4	2-1/8	.610	5.380	3.370
620-1W62-H04	1W20-20C6222	1-1/4	1-1/4	2-1/8	.650	6.460	4.080
620-1W62-H05	1W20-24C6222	1-1/4	1-1/2	2-1/2	.810	6.850	4.480
624-1W62-H05	1W24-24C6222	1-1/2	1-1/2	2-1/2	1.000	7.770	4.900
624-1W62-H06	1W24-32C6222	1-1/2	2	3-1/8	.840	7.995	5.120
632-1W62-H06	1W32-32C6222	2	2	3-1/8	.840	8.170	5.120

1W FITTINGS FOR SAE 100R12 & SAE 100R13

1W ONE-PIECE FITTINGS: SAE 100R12 NON-SKIVESAE 100R13 SKIVE, TWO WIRE HYDRAULIC HOSE

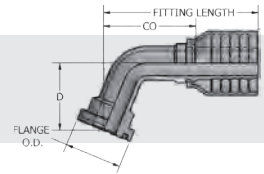


O-Ring Flange Code 62 30°



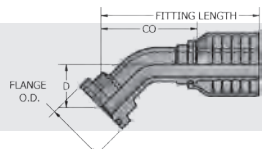
PART NUMBER	JONES ID#	HOSE I.D.	FLANGE SIZE	FLANGE O.D.	-D- DROP	FITTING LENGTH	-CO- CUTOFF
608-1W62-H21	1W08-08C6230	1/2	1/2	1-1/4	.500	3.783	2.230
608-1W62-H22	1W08-12C6230	1/2	3/4	1-5/8	0.532	3.783	2.230
612-1W62-H22	1W12-12C6230	3/4	3/4	1-5/8	.710	4.570	2.870
612-1W62-H23	1W12-16C6230	3/4	1	1-7/8	.870	4.820	3.120
616-1W62-H23	1W16-16C6230	1	1	1-7/8	.850	5.340	3.330
616-1W62-H24	1W16-20C6230	1	1-1/4	2-1/8	.930	5.470	3.460
620-1W62-H24	1W20-20C6230	1-1/4	1-1/4	2-1/8	.940	6.650	4.280
620-1W62-H25	1W20-24C6230	1-1/4	1-1/2	2-1/2	1.160	6.970	4.590
624-1W62-H25	1W24-24C6230	1-1/2	1-1/2	2-1/2	1.300	8.310	5.430
624-1W62-H26	1W24-32C6230	1-1/2	2	3-1/8	.880	7.049	4.147
632-1W62-H26	1W32-32C6230	2	2	3-1/8	1.250	8.952	5.902

O-Ring Flange Code 62 67-1/2°



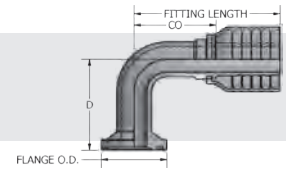
PART NUMBER	JONES ID#	HOSE I.D.	FLANGE SIZE	FLANGE O.D.	-D- DROP	FITTING LENGTH	-CO- CUTOFF
608-1W62-H61	1W08-08C6267	1/2	1/2	1-1/4	1.350	3.753	2.300
608-1W62-H62	1W08-12C6267	1/2	3/4	1-5/8	1.500	3.958	2.505
612-1W62-H62	1W12-12C6267	3/4	3/4	1-5/8	1.710	4.130	2.430
612-1W62-H63	1W12-16C6267	3/4	1	1-7/8	2.010	4.270	2.570
616-1W62-H63	1W16-16C6267	1	1	1-7/8	2.090	5.040	3.030
616-1W62-H64	1W16-20C6267	1	1-1/4	2-1/8	2.220	4.980	2.970
620-1W62-H64	1W20-20C6267	1-1/4	1-1/4	2-1/8	2.440	6.280	3.910
620-1W62-H65	1W20-24C6267	1-1/4	1-1/2	2-1/2	2.850	6.440	4.060
624-1W62-H65	1W24-24C6267	1-1/2	1-1/2	2-1/2	3.150	7.460	4.590
624-1W62-H66	1W24-32C6267	1-1/2	2	3-1/8	5.040	8.600	5.725
632-1W62-H66	1W32-32C6267	2	2	3-1/8	5.040	9.380	6.080

O-Ring Flange Code 62 45°



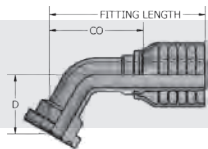
PART NUMBER	JONES ID#	HOSE I.D.	FLANGE SIZE	FLANGE O.D.	-D- DROP	FITTING LENGTH	-CO- CUTOFF
608-1W62-G41	1W08-08C6245	1/2	1/2	1-1/4	.850	3.600	2.047
608-1W62-G42	1W08-12C6245	1/2	3/4	1-5/8	.780	3.783	2.230
612-1W62-G42	1W12-12C6245	3/4	3/4	1-5/8	1.110	4.086	2.386
612-1W62-G46	1W12-16C6245	3/4	1	1-7/8	1.330	4.730	3.030
616-1W62-G46	1W16-16C6245	1	1	1-7/8	1.350	5.020	3.010
616-1W62-G50	1W16-20C6245	1	1-1/4	2-1/8	1.460	5.130	3.120
620-1W62-G50	1W20-20C6245	1-1/4	1-1/4	2-1/8	1.540	6.540	4.160
620-1W62-G54	1W20-24C6245	1-1/4	1-1/2	2-1/2	1.840	7.427	4.332
624-1W62-G54	1W24-24C6245	1-1/2	1-1/2	2-1/2	2.040	7.640	4.760
624-1W62-G62	1W24-32C6245	1-1/2	2	3-1/8	2.460	8.070	5.200
632-1W62-G62	1W32-32C6245	2	2	3-1/8	2.320	8.600	5.550

O-Ring Flange Code 62 90°



PART NUMBER	JONES ID#	HOSE I.D.	FLANGE SIZE	FLANGE O.D.	-D- DROP	FITTING LENGTH	-CO- CUTOFF
608-1W62-G71	1W08-08C6290	1/2	1/2	1-1/4	1.710	3.213	1.660
608-1W62-G72	1W08-12C6290	1/2	3/4	1-5/8	1.850	3.373	1.820
612-1W62-G72	1W12-12C6290	3/4	3/4	1-5/8	2.260	3.820	2.120
612-1W624.0-G72	1W12-12C62904.0	3/4	3/4	1-5/8	4.000	4.086	2.386
612-1W62-G76	1W12-16C6290	3/4	1	1-7/8	2.560	4.086	2.386
616-1W62-G76	1W16-16C6290	1	1	1-7/8	2.740	4.786	2.500
616-1W624.0-G76	1W16-16C62904.0	1	1	1-7/8	4.000	4.509	2.499
616-1W626.0-G76	1W16-16C62906.0	1	1	1-7/8	6.000	4.870	2.860
616-1W62-G80	1W16-20C6290	1	1-1/4	2	2.827	4.786	2.776
620-1W62-G80	1W20-20C6290	1-1/4	1-1/4	2-1/8	3.327	5.904	3.531
620-1W624.0-G80	1W20-20C62904.0	1-1/4	1-1/4	2-1/8	4.000	5.906	3.531
620-1W62-G84	1W20-24C6290	1-1/4	1-1/2	2-1/2	3.760	5.910	3.530
624-1W62-G84	1W24-24C6290	1-1/2	1-1/2	2-1/2	4.130	6.889	4.014
624-1W62-G92	1W24-32C6290	1-1/2	2	3-1/8	5.040	6.889	4.980
632-1W62-G92	1W32-32C6290	2	2	3-1/8	5.040	8.420	4.980

O-Ring Flange Code 62 60°

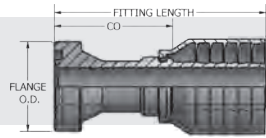


PART NUMBER	JONES ID#	HOSE I.D.	FLANGE SIZE	FLANGE O.D.	-D- DROP	FITTING LENGTH	-CO- CUTOFF
608-1W62-H51	1W08-08C6260	1/2	1/2	1-1/4	1.170	3.430	1.970
608-1W62-H52	1W08-12C6260	1/2	3/4	1-5/8	1.290	3.660	2.220
612-1W62-H52	1W12-12C6260	3/4	3/4	1-5/8	1.540	4.190	2.490
612-1W62-H53	1W12-16C6260	3/4	1	1-7/8	1.800	5.297	3.287
616-1W62-H53	1W16-16C6260	1	1	1-7/8	1.850	4.960	2.950
616-1W62-H54	1W16-20C6260	1	1-1/4	2-1/8	1.990	5.060	3.050
620-1W62-H54	1W20-20C6260	1-1/4	1-1/4	2-1/8	2.160	6.970	4.590
620-1W62-H55	1W20-24C6260	1-1/4	1-1/2	2-1/2	2.540	6.540	4.160
624-1W62-H55	1W24-24C6260	1-1/2	1-1/2	2-1/2	2.800	7.560	4.680
624-1W62-H56	1W24-32C6260	1-1/2	2	3-1/8	3.270	9.610	6.730
632-1W62-H56	1W32-32C6260	2	2	3-1/8	4.607	10.873	7.573

1W FITTINGS FOR SAE 100R12 & SAE 100R13

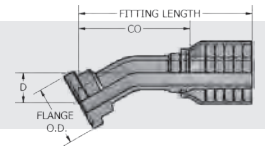
1W ONE-PIECE FITTINGS: SAE 100R12 NON-SKIVE, SAE 100R13 SKIVE, TWO WIRE HYDRAULIC HOSE

O-Ring Flange Caterpillar Style Straight



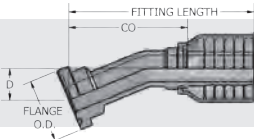
PART NUMBER	JONES ID#	HOSE I.D.	FLANGE SIZE	FLANGE O.D.	FITTING LENGTH	-CO- CUTOFF
612-1WC-G12	1W12-12CAT	3/4	3/4	1-5/8	4.330	2.630
612-1WC-G16	1W12-16CAT	3/4	1	1-7/8	4.330	2.630
616-1WC-G16	1W16-16CAT	1	1	1-7/8	4.482	2.470
616-1WC-G20	1W16-20CAT	1	1-1/4	2-1/8	4.794	2.780
620-1WC-G20	1W20-20CAT	1-1/4	1-1/4	2-1/8	5.690	3.320
620-1WC-G24	1W20-24CAT	1-1/4	1-1/2	2-1/2	5.690	3.320
624-1WC-G24	1W24-24CAT	1-1/2	1-1/2	2-1/2	6.190	3.310
624-1WC-G32	1W24-32CAT	1-1/2	2	3-1/8	6.340	3.470
632-1WC-G32	1W32-32CAT	2	2	3-1/8	6.803	3.503

O-Ring Flange Caterpillar Style 30°



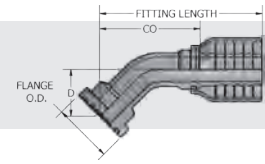
PART NUMBER	JONES ID#	HOSE I.D.	FLANGE SIZE	FLANGE O.D.	-D- DROP	FITTING LENGTH	-CO- CUTOFF
612-1WC-H22	1W12-12CAT30	3/4	3/4	1-5/8	.830	4.830	3.120
612-1WC-H23	1W12-16CAT30	3/4	1	1-7/8	.890	4.880	3.180
616-1WC-H23	1W16-16CAT30	1	1	1-7/8	.940	5.500	3.490
616-1WC-H24	1W16-20CAT30	1	1-1/4	2-1/8	1.010	5.610	3.600
620-1WC-H24	1W20-20CAT30	1-1/4	1-1/4	2-1/8	1.020	6.810	4.440
620-1WC-H25	1W20-24CAT30	1-1/4	1-1/2	2-1/2	1.200	7.050	4.670
624-1WC-H25	1W24-24CAT30	1-1/2	1-1/2	2-1/2	1.330	7.993	5.118
624-1WC-H26	1W24-32CAT30	1-1/2	2	3-1/8	1.620	8.900	6.020
632-1WC-H26	1W32-32CAT30	2	2	3-1/8	1.460	9.300	6.000

O-Ring Flange Caterpillar Style 22-1/2°



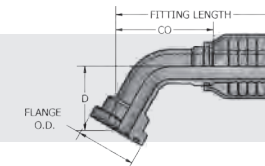
PART NUMBER	JONES ID#	HOSE I.D.	FLANGE SIZE	FLANGE O.D.	-D- DROP	FITTING LENGTH	-CO- CUTOFF
612-1WC-H02	1W12-12CAT22	3/4	3/4	1-5/8	.590	4.760	3.060
612-1WC-H03	1W12-16CAT22	3/4	1	1-7/8	.630	4.880	3.160
616-1WC-H03	1W16-16CAT22	1	1	1-7/8	.940	5.940	3.930
616-1WC-H04	1W16-20CAT22	1	1-1/4	2-1/8	.720	5.520	3.510
620-1WC-H04	1W20-20CAT22	1-1/4	1-1/4	2-1/8	.720	3.695	6.070
620-1WC-H05	1W20-24CAT22	1-1/4	1-1/2	2-1/2	.850	6.890	4.520
624-1WC-H05	1W24-24CAT22	1-1/2	1-1/2	2-1/2	.940	8.230	5.350
624-1WC-H06	1W24-32CAT22	1-1/2	2	3-1/8	1.150	8.780	5.910
632-1WC-H06	1W32-32CAT22	2	2	3-1/8	1.000	9.540	6.240

O-Ring Flange Caterpillar Style 45°



PART NUMBER	JONES ID#	HOSE I.D.	FLANGE SIZE	FLANGE O.D.	-D- DROP	FITTING LENGTH	-CO- CUTOFF
612-1WC-G42	1W12-12CAT45	3/4	3/4	1-5/8	1.220	4.960	3.260
612-1WC-G46	1W12-16CAT45	3/4	1	1-7/8	1.380	4.840	3.140
616-1WC-G46	1W16-16CAT45	1	1	1-7/8	1.470	5.333	3.323
616-1WC-G50	1W16-20CAT45	1	1-1/4	2-1/8	1.570	5.500	3.490
620-1WC-G50	1W20-20CAT45	1-1/4	1-1/4	2-1/8	1.620	6.490	4.115
620-1WC-G54	1W20-24CAT45	1-1/4	1-1/2	2-1/2	1.890	6.650	4.280
624-1WC-G54	1W24-24CAT45	1-1/2	1-1/2	2-1/2	2.100	7.795	4.920
624-1WC-G62	1W24-32CAT45	1-1/2	2	3-1/8	2.510	8.110	5.240
632-1WC-G62	1C32-32-CAT45	2	2	3-1/8	2.380	8.890	5.590

O-Ring Flange Caterpillar Style 60°



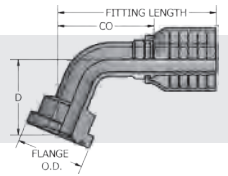
PART NUMBER	JONES ID#	HOSE I.D.	FLANGE SIZE	FLANGE O.D.	-D- DROP	FITTING LENGTH	-CO- CUTOFF
612-1WC-H52	1W12-12CAT60	3/4	3/4	1-5/8	1.750	4.880	3.180
612-1WC-H53	1W12-16CAT60	3/4	1	1-7/8	1.850	4.840	3.140
616-1WC-H53	1W16-16CAT60	1	1	1-7/8	2.010	5.070	3.060
616-1WC-H54	1W16-20CAT60	1	1-1/4	2-1/8	2.120	5.080	3.130
620-1WC-H54	1W20-20CAT60	1-1/4	1-1/4	2-1/8	2.300	7.090	4.710
620-1WC-H55	1W20-24CAT60	1-1/4	1-1/2	2-1/2	2.600	6.580	4.200
624-1WC-H55	1W24-24CAT60	1-1/2	1-1/2	2-1/2	2.870	7.600	4.720
624-1WC-H56	1W24-32CAT60	1-1/2	2	3-1/8	3.370	7.910	5.540
632-1WC-H56	1W32-32CAT60	2	2	3-1/8	3.330	8.680	5.630

1W FITTINGS FOR SAE 100R12 & SAE 100R13

1W ONE-PIECE FITTINGS: SAE 100R12 NON-SKIVE, SAE 100R13 SKIVE, TWO WIRE HYDRAULIC HOSE

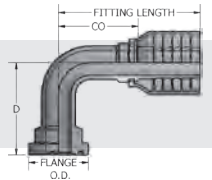


O-Ring Flange Caterpillar Style 67-1/2°



PART NUMBER	JONES ID#	HOSE I.D.	FLANGE SIZE	FLANGE O.D.	-D- DROP	FITTING LENGTH	-CO- CUTOFF
612-1WC-H62	1W12-12CAT67	3/4	3/4	1-5/8	1.880	4.650	2.950
612-1WC-H63	1W12-16CAT67	3/4	1	1-7/8	1.980	4.760	3.060
616-1WC-H63	1W16-16CAT67	1	1	1-7/8	2.250	4.980	2.970
616-1WC-H64	1W16-20CAT67	1	1-1/4	2-1/8	2.370	5.030	3.020
620-1WC-H64	1W20-20CAT67	1-1/4	1-1/4	2-1/8	2.600	6.340	3.960
620-1WC-H65	1W20-24CAT67	1-1/4	1-1/2	2-1/2	2.910	6.480	4.100
624-1WC-H65	1W24-24CAT67	1-1/2	1-1/2	2-1/2	3.210	7.480	4.610
624-1WC-H66	1W24-32CAT67	1-1/2	2	3-1/8	3.750	7.720	4.840
632-1WC-H66	1W32-32CAT67	2	2	3-1/8	3.780	8.870	5.570

O-Ring Flange Caterpillar Style 90°



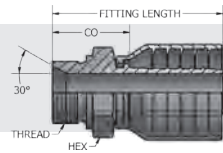
PART NUMBER	JONES ID#	HOSE I.D.	FLANGE SIZE	FLANGE O.D.	-D- DROP	FITTING LENGTH	-CO- CUTOFF
612-1WC-G72	1W12-12CAT90	3/4	3/4	1-5/8	2.520	4.229	2.529
						4.229	

612-1WC4.0-G72	1W12-12CAT904.0	3/4	3/4	1-5/8	4.000		2.529
----------------	-----------------	-----	-----	-------	-------	--	-------

612-1WC-G76	1W12-16CAT90	3/4	1	1-7/8	2.640	3.740	2.040
616-1WC-G76	1W16-16CAT90	1	1	1-7/8	2.920	4.786	2.776
616-1WC4.0-G76	1W16-16CAT904.0	1	1	1-7/8	4.000	4.786	2.500
616-1WC-G80	1W16-20CAT90	1	1-1/4	2-1/8	3.050	4.790	2.780
620-1WC-G80	1W20-20CAT90	1-1/4	1-1/4	2-1/8	3.480	5.909	3.534
620-1WC4.0-G80	1W20-20CAT904.0	1-1/4	1-1/4	2-1/8	4.000	5.909	3.534
620-1WC-G84	1W20-24CAT90	1-1/4	1-1/2	2-1/2	3.820	5.910	3.530
624-1WC-G84	1W24-24CAT90	1-1/2	1-1/2	2-1/2	4.210	6.850	3.980
624-1WC-G92	1W24-32CAT90	1-1/2	2	3-1/8	4.800	6.850	3.980
632-1WC-G92	1W32-32CAT90	2	2	3-1/8	5.110	8.280	4.980

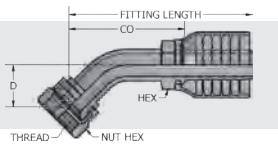
1W ONE-PIECE BRITISH STANDARD AND METRIC FITTINGS: SAE 100R12 NON-SKIVE, SAE 100R13 SKIVE, TWO WIRE HYDRAULIC HOSE

BSPP Solid Male Stem 30° Seat



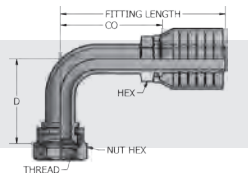
PART NUMBER	JONES ID#	HOSE I.D.	THREAD	HEX	FITTING LENGTH	-CO- CUTOFF
612-1WBP-112	1W12-12MBSP	3/4	3/4-14	1-1/4	3.110	1.410
616-1WBP-116	1W16-16MBSP	1	1-11	1-5/8	3.625	1.615
620-1WBP-120	1W20-20MBSP	1-1/4	1-1/4-11	1-3/4	4.130	1.750

JIS Swivel Female 30° Seat 45° Bent Tube



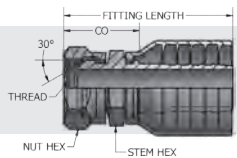
PART NUMBER	JONES ID#	HOSE I.D.	THREAD	NUT HEX	HEX	-D- DROP	FITTING LENGTH	-CO- CUTOFF
612-1WBPM-692	1W12-12BP45M	3/4	3/4-14 BSPP	1 1/4	1 1/16	1.060	2.895	4.595
616-1WBPM-696	1W16-16BP45M	1	1-11 BSPP	1 1/2	1 3/8	1.160	3.310	5.260
620-1WBPM-698	1W20-20BP45M	1-1/4	1 1/4-11 BSPP	1 7/8	1 3/4	1.300	4.920	7.295

JIS Swivel Female 30° Seat 90° Bent Tube



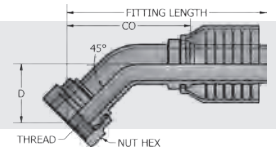
PART NUMBER	JONES ID#	HOSE I.D.	THREAD	NUT HEX	HEX	-D- DROP	FITTING LENGTH	-CO- CUTOFF
612-1WBPM-672	1W12-12BP90M	3/4	3/4-14 BSPP	1 1/4	1 1/16	2.283	2.755	4.455
616-1WBPM-676	1W16-16BP90M	1	1-11 BSPP	1 1/2	1 3/8	2.795	3.250	5.200
620-1WBPM-678	1W20-20BP90M	1-1/4	1 1/4-11 BSPP	1 7/8	1 3/4	3.070	4.920	7.295

BSPP Swivel Female Stem 30° Cone



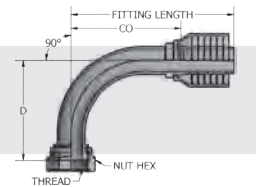
PART NUMBER	JONES ID#	HOSE I.D.	THREAD	STEM HEX	NUT HEX	FITTING LENGTH	-CO- CUTOFF
608-1WBPX-8	1W08-08FBSPX	1/2	1/2-14	13/16	1	2.876	1.323
612-1WBPX-12	1W12-12FBSPX	3/4	3/4-14	1-1/16	1-1/4	3.160	1.470
616-1WBPX-16	1W16-16FBSPX	1	1-11	1-3/8	1-1/2	3.510	1.500
620-1WBPX-20	1W20-20FBSPX	1-1/4	1-1/4-11	1-3/4	1-7/8	4.380	2.010
624-1WBPX-24	1W24-24FBSPX	1-1/2	1-1/2-11	1-3/4	2-1/8	5.207	2.332
632-1WBPX-32	1W32-32FBSPX	2	2-11	N/A	N/A	5.115	N/A

BSPP Swivel Female Stem - 30° Cone - 45°



PART NUMBER	JONES ID#	HOSE I.D.	THREAD	-D- DROP	NUT HEX	FITTING LENGTH	-CO- CUTOFF
608-1WBPX-8-45	1W08-08FBSPX45	1/2	1/2-14	0.827	1	3.553	2.000
612-1WBPX-12-45	1W12-12FBSPX45	3/4	3/4-14	1.125	1-1/4	4.300	2.600
616-1WBPX-16-45	1W16-16FBSPX45	1	1-14	1.524	1-1/2	5.430	3.420
620-1WBPX-20-45	1W20-20FBSPX45	1-1/4	1 1/4-11	1.500	1-7/8	5.908	3.533
624-1WBPX-24-45	1W24-24FBSPX45	1-1/2	1-1/2-11	2.440	2-1/8	8.985	6.110
632-1WBPX-32-45	1W32-32FBSPX45	2	2-11	N/A	N/A	N/A	N/A

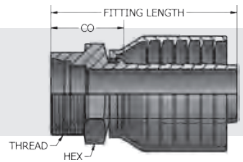
BSPP Swivel Female Stem - 30° Cone - 90°



PART NUMBER	JONES ID#	HOSE I.D.	THREAD	-D- DROP	NUT HEX	FITTING LENGTH	-CO- CUTOFF
608-1WBPX-8-90	1W08-08FBSPX90	1/2	1/2-14	1.378	1	3.207	1.654
612-1WBPX-12-90	1W12-12FBSPX90	3/4	3/4-14	2.250	1-1/4	4.075	2.375
616-1WBPX-16-90	1W16-16FBSPX90	1	1-14	2.950	1-1/2	4.915	2.905
620-1WBPX-20-90	1W20-20FBSPX90	1 1/4	1 1/4-11	4.500	1-7/8	7.295	4.920
624-1WBPX-24-90	1W24-24FBSPX90	1-1/2	1-1/2-11	3.190	2-1/8	6.287	3.412
632-1WBPX-32-90	1W32-32FBSPX90	2	2-11	N/A	N/A	N/A	N/A

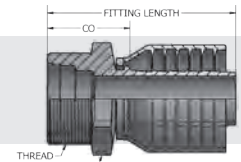
1W ONE-PIECE BRITISH STANDARD AND METRIC FITTINGSSAE 100R12 NON-SKIVE, SAE 100R13 SKIVE, TWO WIRE HYDRAULIC HOSE

Metric Solid Male DIN Light Straight 12° Seat



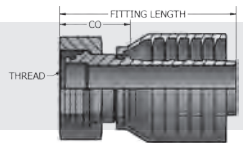
PART NUMBER	JONES ID#	HOSE I.D.	THREAD	HEX	FITTING LENGTH	-CO-CUTOFF
620-1WDL-145	1W20-45MDL	1-1/4	45MM X 2	1-13/16	3.960	1.580

Metric Solid Male DIN Heavy Straight 12° Seat



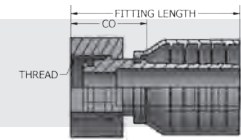
PART NUMBER	JONES ID#	HOSE I.D.	THREAD	HEX	FITTING LENGTH	-CO-CUTOFF
620-1WDH-152	1W20-52MDH	1-1/4	52MM X 2	2-3/16	4.250	1.880

Metric Swivel Female W/ O-Ring DIN Light Straight



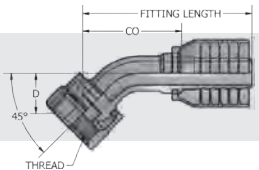
PART NUMBER	JONES ID#	HOSE I.D.	THREAD	DIN TUBE O.D. (MM)	FITTING LENGTH	-CO-CUTOFF
612-1WDL-626	1W12-26FDLX	3/4	26MM X 1.5	18	2.780	1.080
612-1WDL-630	1W12-30FDLX	3/4	30MM X 2	22	2.840	1.140
616-1WDL-636	1W16-36FDLX	1	36MM X 2	28	3.735	1.725
620-1WDL-645	1W20-45FDLX	1-1/4	45MM X 2	35	3.840	1.465

Metric Swivel Female w/ O-Ring and Univ Cone Seat DIN Heavy Straight



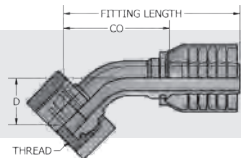
PART NUMBER	JONES ID#	HOSE I.D.	THREAD	DIN TUBE O.D. (MM)	FITTING LENGTH	-CO-CUTOFF
608-1WDH-624	1W08-42FDH	1/2	24MM X 1.5	16	2.666	1.113
612-1WDH-630	1W12-30FDH	3/4	30MM X 2	20	3.259	1.159
612-1WDH-636	1W12-36FDH	3/4	36MM X 2	25	3.350	1.340
616-1WDH-636	1W16-36FDH	1	36MM X 2	25	3.350	1.340
616-1WDH-642	1W16-42FDH	1	42MM X 2	30	3.623	1.590
620-1WDH-652	1W20-52FDH	1-1/4	52MM X 2	38	4.150	1.780

Metric Swivel Female w/ O-Ring DIN Light 45°



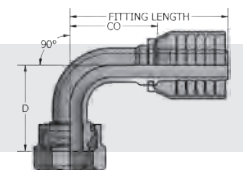
PART NUMBER	JONES ID#	HOSE I.D.	THREAD	DIN TUBE O.D. (MM)	-D-DROP	FITTING LENGTH	-CO-CUTOFF
612-1WDL-630-45	1W12-30FDLX45	3/4	30MM X 2	22	1.030	4.300	2.600
616-1WDL-636-45	1W16-36FDLX45	1	36MM X 2	28	1.100	4.720	2.770
620-1WDL-645-45	1W20-45FDLX45	1-1/4	45MM X 2	35	1.710	6.460	4.080

Metric Swivel Female w/ O-Ring and Univ Cone Seat DIN Heavy 45°



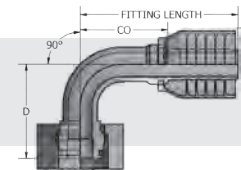
PART NUMBER	JONES ID#	HOSE I.D.	THREAD	DIN TUBE O.D. (MM)	-D-DROP	FITTING LENGTH	-CO-CUTOFF
608-1WDH-624-45	1W08-42FDH45	1/2	24MM X 1.5	16	1.143	3.777	2.224
612-1WDH-636-45	1W12-36FDH45	3/4	36MM X 2	25	1.063	4.173	2.473
616-1WDH-642-45	1W16-42FDH45	1	42MM X 2	30	1.280	4.880	2.930
620-1WDH-652-45	1W20-52FDH45	1-1/4	52MM X 2	38	1.772	5.356	2.362

Metric Swivel Female w/ O-Ring DIN Light 90°



PART NUMBER	JONES ID#	HOSE I.D.	THREAD	DIN TUBE O.D. (MM)	-D-DROP	FITTING LENGTH	-CO-CUTOFF
612-1WDL-630-90	1W12-30FDLX90	3/4	30MM X 2	22	2.070	3.820	2.120
616-1WDL-636-90	1W16-36FDLX90	1	36MM X 2	28	2.400	4.510	2.500
616-1WDL-645-90	1W16-45FDLX90	1	45MM X 2	35	2.600	4.786	2.776
620-1WDL-645-90	1W20-45FDLX90	1-1/4	45MM X 2	35	3.680	5.910	3.530

Metric Swivel Female w/ O-Ring and Univ Cone Seat DIN Heavy 90°

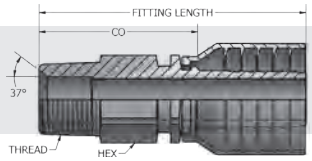


PART NUMBER	JONES ID#	HOSE I.D.	THREAD	DIN TUBE O.D. (MM)	-D-DROP	FITTING LENGTH	-CO-CUTOFF
608-1WDH-624-90	1W08-42FDH90	1/2	24MM X 1.5	16	1.831	3.110	1.557
612-1WDH-636-90	1W12-36FDH90	3/4	36MM X 2	25	2.280	3.900	2.200
616-1WDH-642-90	1W16-42FDH90	1	42MM X 2	30	2.640	4.450	2.500
620-1WDH-652-90	1W20-52FDH90	1-1/4	52MM X 2	38	3.640	5.910	3.530

BOP W SERIES FOR SAE 100R12, SAE 100R13, 4SH, AND SAE 100R17

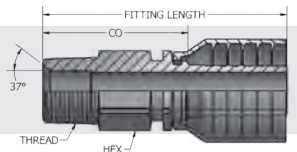


NPTF Solid Male - Carbon Steel



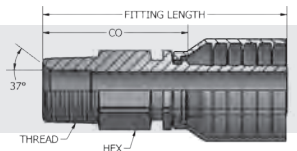
PART NUMBER	JONES ID#	HOSE I.D.	THREAD	HEX	FITTING LENGTH	-CO- CUTOFF
616-1WBOP-116	1W16-16BOP	1	1 - 11-1/2	1 3/8	4.865	2.855

NPTF Solid Male - Stainless Steel Stem Type 316 with Carbon Ferrule




PART NUMBER	JONES ID#	HOSE I.D.	THREAD	HEX	FITTING LENGTH	-CO- CUTOFF
616-1WSCBOP-116	1W16-16BOPSC	1	1 - 11-1/2	1 3/8	4.805	2.855

NPTF Solid Male - Stainless Steel Type 316



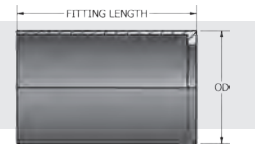
PART NUMBER	JONES ID#	HOSE I.D.	THREAD	HEX	FITTING LENGTH	-CO- CUTOFF
616-1WSSBOP-116	1W16-16BOPSS	1	1 - 11-1/2	1 3/8	4.805	2.855

Carbon Steel Over Sleeve



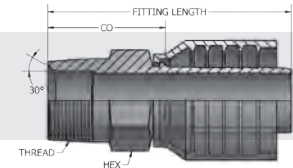
PART NUMBER	JONES ID#	HOSE I.D.	FITTING LENGTH
-8 BOP SL CS	1W8SLCS	1/2	3.700
-12 BOP SL CS	1W12SLCS	3/4	3.703
-16 BOP SL CS	1W16SLCS	1	3.785
-24 BOP SL CS	1W24SLCS	1-1/2	5.200
-32 BOP SL CS	1W32SLCS	2	5.200

Stainless Steel Over Sleeve



PART NUMBER	JONES ID#	HOSE I.D.	FITTING LENGTH
-16 BOP SL SS	1W16SLSS	1	3.785

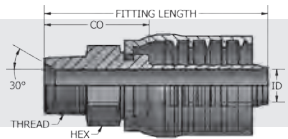
A.P.I. Pipe Threads



PART NUMBER	JONES ID#	HOSE I.D.	THREAD	HEX LENGTH	STEM I.D.	FITTING LENGTH	-CO- CUTOFF
616-1WAP-116	1W16-16MPAPI	1	1 - 11-1/2	1-1/2	0.780	3.922	1.972
620-1WAP-120	1W20-20MPAPI	1-1/4	1-1/4 - 11-1/2	1-1/2	1.010	4.539	2.164
624-1WAP-124	1W24-24MPAPI	1-1/2	1-1/2 - 11-1/2	2	1.250	5.563	2.688
632-1WAP-132	1W32-32MPAPI	2	2 - 11-1/2	2-1/2	1.610	7.121	3.821

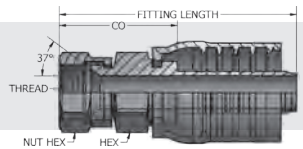
1Y ONE-PIECE HOSE FITTINGS: SAE 100R13 NON-SKIVE, SAE 100R15 NON-SKIVE, TWO WIRE HYDRAULIC HOSE

NPTF Solid Male Stem



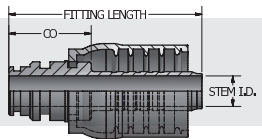
PART NUMBER	JONES ID#	HOSE I.D.	THREAD	HEX	STEM I.D.	FITTING LENGTH	-CO-CUTOFF
612-1Y-112	1Y12-12MP	3/4	3/4-14	1-1/4	.592	4.023	1.888
616-1Y-116	1Y16-16MP	1	1-11-1/2	1-3/8	.750	4.777	1.847
620-1Y-120	1Y20-20MP	1-1/4	1-1/4 11-1/2	1-3/4	1.000	5.199	2.104
624-1Y-124	1Y24-24MP	1-1/2	1-1/2 11-1/2	2	1.223	5.810	2.340
632-1Y-132	1Y32-32MP	2	2 11-1/2	2-1/2	1.625	6.191	2.651

JIC Swivel Female



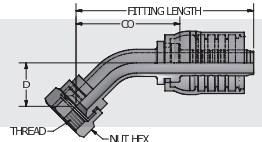
PART NUMBER	JONES ID#	HOSE I.D.	THREAD	HEX	NUT HEX	FITTING LENGTH	-CO-CUTOFF
610-1Y-610	1Y10-10FJ	5/8	7/8-14	15/16	1 1/16	3.048	1.375
610-1Y-612	1Y10-12FJ	5/8	1 1/16-12	1-1/4	1 1/16	3.285	1.612
612-1Y-612	1Y12-12FJ	3/4	1-1/16-12	1-1/4	1 3/8	4.252	2.117
612-1Y-616	1Y12-16FJ	3/4	1-5/16-12	1 1/4	1 1/2	4.438	2.303
616-1Y-616	1Y16-16FJ	1	1-5/16-12	1-3/8	1-5/8	4.87	2.93
616-1Y-620	1Y16-20FJ	1	1-5/8-12	1 1/2	2	5.007	2.077
620-1Y-620	1Y20-20FJ	1-1/4	1-5/8-12	1-3/4	2	5.256	2.161
620-1Y-624	1Y20-24FJ	1-1/4	1 7/8-12	2	2-1/4	5.950	2.602
624-1Y-624	1Y24-24FJ	1-1/2	1-7/8-12	2	2-1/4	6.227	2.757
632-1Y-632	1Y32-32FJ	2	2-1/2-12	2-1/2	2-7/8	6.839	3.299

Male "O" Lok Stem



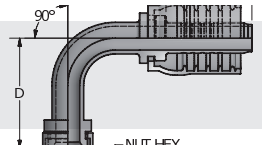
PART NUMBER	JONES ID#	HOSE I.D.	STEM I.D.	FITTING LENGTH	-CO-CUTOFF
612-1Y-S12	1Y12-12MOLK	3/4	0.592	3.726	1.591
616-1Y-S16	1Y16-16MOLK	1	0.750	4.677	1.747
620-1Y-S20	1Y20-20MOLK	1 1/4	1	4.937	1.842
624-1Y-S24	1Y24-24MOLK	1 1/2	1.225	5.759	2.289
632-1Y-S32	1Y32-32MOLK	2	1.625	5.793	2.253

JIC 37° Swivel Female Stem 45° Bent Tube Medium Drop



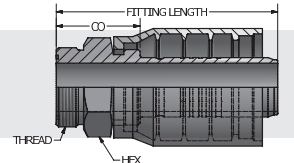
PART NUMBER	JONES ID#	HOSE I.D.	THREAD	NUT HEX	D-DROP	FITTING LENGTH	-CO-CUTOFF
610-1YM-690	1Y10-10FJ45M	5/8	7/8-14	1	.780	3.838	2.165
612-1YM-692	1Y12-12FJ45M	3/4	1 1/16-12	1 1/4	1.260	5.142	3.007
612-1YM-696	1Y12-16FJ45M	3/4	1 5/16-12	1 1/2	1.103	4.985	2.850
616-1YM-696	1Y16-16FJ45M	1	1 5/16-12	1 1/2	1.181	6.164	3.234
616-1YM-698	1Y16-20FJ45M	1	1 5/8-12	2	1.317	6.300	3.370
620-1YM-698	1Y20-24FJ45M	1 1/4	1 5/8-12	2	1.417	6.890	3.795
620-1YM-699	1Y20-32FJ45M	1 1/4	1 7/8-12	2 1/4	1.610	7.075	3.980

JIC 37° Swivel Female Stem 90° Bent Tube Medium Drop



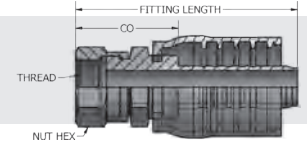
PART NUMBER	JONES ID#	HOSE I.D.	THREAD	NUT HEX	D-DROP	FITTING LENGTH	-CO-CUTOFF
610-1YM-670	1Y10-10FJ90M	5/8	7/8-14	1	1.850	3.644	1.970
612-1YM-672	1Y12-12FJ90M	3/4	1 1/16-12	1 1/4	2.740	4.574	2.439
612-1YM-676	1Y12-16FJ90M	3/4	1 5/16-12	1 1/2	3.094	4.574	2.439
616-1YM-676	1Y16-16FJ90M	1	1 5/16-12	1 1/2	2.953	5.906	2.976
616-1YM-678	1Y16-20FJ90M	1	1 5/8-12	2	3.189	5.906	2.976
620-1YM-678	1Y20-20FJ90M	1 1/4	1 5/8-12	2	3.150	6.750	3.655
624-1YM-680	1Y24-24FJ90M	1-1/2	1 7/8-12	2-1/4	3.940	7.851	4.381

Solid Male Flat Face O-Ring Seal Stem



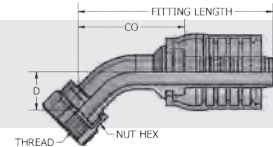
PART NUMBER	JONES ID#	HOSE I.D.	THREAD	HEX	STEM I.D.	FITTING LENGTH	-CO-CUTOFF
610-1YFS-10	1Y10-10MFF	5/8	1-14	1 1/16	0.453	2.785	1.112
610-1YFS-12	1Y10-12MFF	5/8	1 3/16-12	1 1/4	0.453	2.895	1.222
624-1YFS-24	1Y24-24MFF	1 1/2	2-12	2 1/8	1.25	5.584	2.114

Swivel Female Flat Face O-Ring Seal Stem Straight



PART NUMBER	JONES ID#	HOSE I.D.	THREAD	STEM O.D.	NUT HEX	FITTING LENGTH	-CO-CUTOFF
610-1YFSX-10	1Y10-10FFX	5/8	1-14	N/A	1-1/8	3.093	1.420
612-1YFSX-10	1Y12-10FFX	3/4	1-14	.753	1-1/8	3.411	1.276
612-1YFSX-12	1Y12-12FFX	3/4	1-3/16-12	.753	1-3/8	4.290	2.155
612-1YFSX-16	1Y12-16FFX	3/4	1-7/16-12	.753	1-5/8	4.192	2.057
616-1YFSX-16	1Y16-16FFX	1	1-7/16-12	1.012	1-5/8	4.670	2.930
616-1YFSX-20	1Y16-20FFX	1	1-11/16-12	1.012	1-31/32	4.930	2.000
620-1YFSX-20	1Y20-20FFX	1-1/4	1-11/16-12	1-3/4	1-31/32	4.920	4.921
624-1YFSX-24	1Y24-24FFX	1-1/2	2-12	1-31/32	2-1/4	5.670	3.470

Swivel Female Flat Face O-Ring Seal Stem 45°



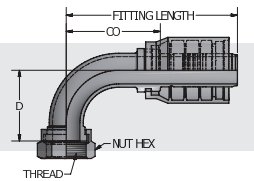
PART NUMBER	JONES ID#	HOSE I.D.	THREAD	NUT HEX	D-DROP	FITTING LENGTH	-CO-CUTOFF
612-1YFSX-L72	1Y12-12FFX45	3/4	1-3/16-12	36MM	.830	4.805	2.670
612-1YFSX-L76	1Y12-16FFX45	3/4	1-7/16-12	1-5/8	.916	4.705	2.570
616-1YFSX-L76	1Y16-16FFX45	1	1-7/16-12	1-5/8	1.120	5.804	2.874
616-1YFSX-L80	1Y16-20FFX45	1	1 1/16-12	2	1.140	6.460	3.530
620-1YFSX-L80	1Y20-20FFX45	1-1/4	1-11/16-12	1-31/32	1.14	6.797	3.702
624-1YFSX-L84	1Y24-24FFX45	1-1/2	2-12	2-1/4	1.58	8.490	5.020

1Y FITTINGS FOR SAE 100R13 & 100R15

1Y ONE-PIECE HOSE FITTINGS: SAE 100R13 NON-SKIVE, SAE 100R15 NON-SKIVE, TWO WIRE HYDRAULIC HOSE

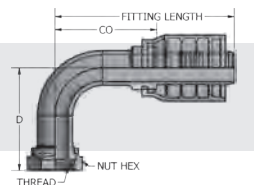


*Swivel Female Flat
Face O-Ring Seal Stem
90° Short Drop*



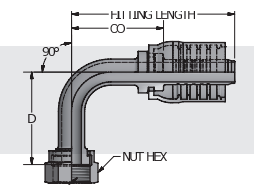
PART NUMBER	JONES ID#	HOSE I.D.	THREAD	NUT HEX	-D- DROP	FITTING LENGTH	-CO- CUTOFF	ROUND
624-1YFSX-A44	1Y24-24FFX90S	1 1/2	2-12	2 1/4	3.190	6.882	3.412	2

*Swivel Female Flat
Face O-Ring Seal Stem
90° Medium Drop*



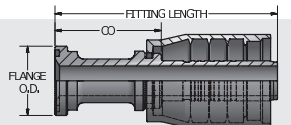
PART NUMBER	JONES ID#	HOSE I.D.	THREAD	NUT HEX	-D- DROP	FITTING LENGTH	-CO- CUTOFF	ROUND
612-1YFSX-J42	1Y12-12FFX90	3/4	1-3/16-12	36MM	2.402	4.449	2.324	
612-1YFSX-J46	1Y12-16FFX90	3/4	1-7/16-12	1 5/8	2.244	4.735	2.600	
616-1YFSX-J46	1Y16-16FFX90	1	1-7/16-12	1-5/8	2.800	5.430	2.500	
616-1YFSX-J50	1Y16-20FFX90	1	1-11/16-12	2	3.070	5.870	2.940	
620-1YFSX-J50	1Y20-20FFX90	1-1/4	1-11/16-12	1-31/32	2.780	6.750	3.660	
624-1YFSX-J54	1Y24-24FFX90	1-1/2	2-12	2-1/4	3.480	8.030	3.470	

*Swivel Female Flat
Face O-Ring Seal Stem
90° Long Drop*



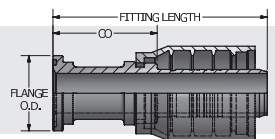
PART NUMBER	JONES ID#	HOSE I.D.	THREAD	NUT HEX	-D- DROP	FITTING LENGTH	-CO- CUTOFF	ROUND
612-1YFSX-A72	1Y12-12FFX90L	3/4	1-3/16-12	36MM	3.78	4.895	2.760	

*O-Ring Flange
Code 61 Straight*



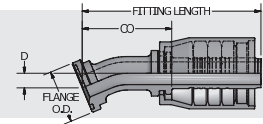
PART NUMBER	JONES ID#	HOSE I.D.	FLANGE SIZE	FLANGE O.D.	FITTING LENGTH	-CO- CUTOFF	ROUND
616-Y-G16	1Y16-16C61	1	1	1 3/4	5.610	2.680	1 3/4
620-1Y-G20	1Y20-20C61	1 1/4	1 1/4	2	2.250	2.155	2

*O-Ring Flange
Code 61 Stainless
Steel Straight*



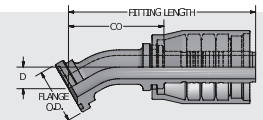
PART NUMBER	JONES ID#	HOSE I.D.	FLANGE SIZE	FLANGE O.D.	FITTING LENGTH	-CO- CUTOFF	ROUND
624-1YS16-G24	1Y24-24C61SS	1 1/2	1 1/2	2.375	6.754	3.284	2 3/8
632-1YS16-G32	1Y32-32C61SS	2	2	2.812	7.390	3.850	2 13/16

*O-Ring Flange Code
61 22-1/2°*



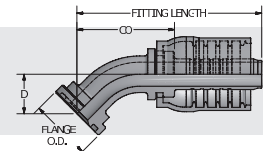
PART NUMBER	JONES ID#	HOSE I.D.	FLANGE SIZE	FLANGE O.D.	-D- DROP	FITTING LENGTH	-CO- CUTOFF	ROUND
616-1Y-H03	1Y16-16C6122-1/2	1	1	1 3/4	0.480	5.870	2.940	1 3/4
616-1Y-H04	1Y16-20C6122-1/2	1	1 1/4	2	0.490	5.960	3.030	2
620-1Y-H04	1Y20-20C6122-1/2	1 1/4	1 1/4	2	0.550	6.945	3.850	2
620-1Y-H05	1Y20-24C6122-1/2	1 1/4	1 1/2	2 3/8	0.750	7.395	4.300	2 3/8
624-1Y-H05	1Y24-24C6122-1/2	1 1/2	1 1/2	2 3/8	0.730	8.250	4.780	2 3/8
624-1Y-H06	1Y24-32C6122-1/2	1 1/2	2	2 13/16	0.850	8.590	5.120	2 13/16
632-1Y-H06	1Y32-32C6122-1/2	2	2	2 13/16	0.850	9.390	5.850	2 13/16

*O-Ring Flange
Code 61 30°*



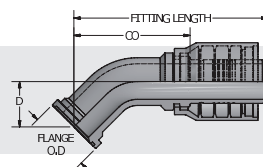
PART NUMBER	JONES ID#	HOSE I.D.	FLANGE SIZE	FLANGE O.D.	-D- DROP	FITTING LENGTH	-CO- CUTOFF	ROUND
616-1Y-H23	1Y16-16C6130	1	1	1 3/4	0.690	5.980	3.050	1 3/4
616-1Y-H24	1Y16-20C6130	1	1 1/4	2	0.710	6.160	3.230	2
620-1Y-H24	1Y20-20C6130	1 1/4	1 1/4	2	0.830	7.115	4.020	2
620-1Y-H25	1Y20-24C6130	1 1/4	1 1/2	2 3/8	1.060	7.555	4.460	2 3/8
624-1Y-H25	1Y24-24C6130	1 1/2	1 1/2	2 3/8	1.010	8.430	4.960	2 3/8
624-1Y-H26	1Y24-32C6130	1 1/2	2	2 13/16	1.192	8.750	5.280	2 13/16
632-1Y-H26	1Y32-32C6130	2	2	2 13/16	1.240	9.640	6.100	2 13/16

*O-Ring Flange Code
61 45°*



PART NUMBER	JONES ID#	HOSE I.D.	FLANGE SIZE	FLANGE O.D.	-D- DROP	FITTING LENGTH	-CO- CUTOFF	ROUND
612-1Y-G42	1Y12-12C6130	3/4	3/4	1 1/2	0.970	4.995	2.860	1 1/2
612-1Y-G46	1Y12-16C6145	3/4	1	1 3/4	1.120	4.925	2.790	1 3/4
616-1Y-G46	1Y16-16C6145	1	1	1 3/4	1.120	6.135	3.205	1 3/4
616-1Y-G50	1Y16-20C6145	1	1 1/4	2	1.170	6.217	3.287	2
616-1Y-G62	1Y16-32C6145	1	1 3/4	1	1.120	5.720	2.790	1
620-1Y-G46	1Y20-16C6145	1 1/4	1	1 13/16	1.340	7.155	4.060	1 13/16
620-1Y-G50	1Y20-20C6145	1 1/4	1 1/4	2	1.170	7.015	3.920	2
620-1Y-G54	1Y20-24C6145	1 1/4	1 1/2	2 3/8	1.710	7.195	4.100	2 3/8
620-1Y-G62	1Y20-32C6145	1 1/4	2	2 13/16	1.060	6.645	3.550	2 13/16
624-1Y-G54	1Y24-24C6145	1 1/2	1 1/2	1 1/2	1.650	8.352	4.882	2 3/8
624-1Y-G62	1Y24-32C6145	1 1/2	2	2 13/16	1.820	7.620	4.150	2 13/16
632-1Y-G54	1Y32-24C6145	2	1 1/2	2 11/16	1.378	8.257	4.717	2 11/16
632-1Y-G62	1Y32-32C6145	2	2	2 13/16	2.070	8.840	5.300	2 13/16

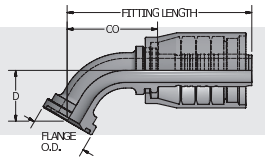
*O-Ring Flange
Code 61 45°
Stainless Steel*



PART NUMBER	JONES ID#	HOSE I.D.	-D- DROP	FLANGE SIZE	FLANGE O.D.	FITTING LENGTH	-CO- CUTOFF	ROUND
632-1YS16-G62	1Y32-32C6145SS	2	2.070	2	2.812	8.840	5.300	2 13/16

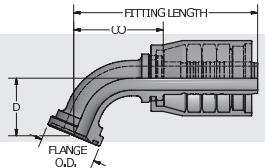
1Y ONE-PIECE HOSE FITTINGS: SAE 100R13 NON-SKIVE, SAE 100R15 NON-SKIVE, TWO WIRE HYDRAULIC HOSE

O-Ring Flange
Code 61 60°



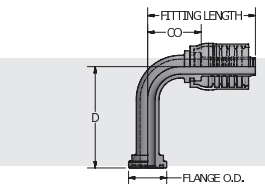
PART NUMBER	JONES ID#	HOSE I.D.	FLANGE SIZE	FLANGE O.D.	-D-DROP	FITTING LENGTH	-CO-CUTOFF	ROUND
616-1Y-H53	1Y16-16C6160	1	1	1 3/4	1.580	5.740	2.810	1 3/4
616-1Y-H54	1Y16-20C6160	1	1 1/4	2	1.610	6.490	3.560	2
620-1Y-H54	1Y20-20C6160	1 1/4	1 1/4	2	1.950	6.925	3.830	2
620-1Y-H55	1Y20-24C6160	1 1/4	1 1/2	2 3/8	2.380	7.175	4.080	2 3/8
624-1Y-H55	1Y24-24C6160	1 1/2	1 1/2	2 3/8	2.320	7.880	4.410	2 3/8
624-1Y-H56	1Y24-32C6160	1 1/2	2	2 13/16	2.630	8.080	4.610	2 13/16
632-1Y-H56	1Y32-32C6160	2	2	2 13/16	2.950	10.178	6.638	2 13/16

O-Ring Flange
Code 61 67-1/2°



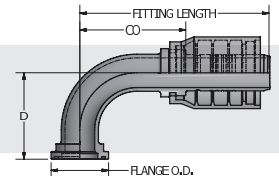
PART NUMBER	JONES ID#	HOSE I.D.	FLANGE SIZE	FLANGE O.D.	-D-DROP	FITTING LENGTH	-CO-CUTOFF	ROUND
616-1Y-H63	1Y16-16C6167-1/2	1	1	1 3/4	1.790	6.01	3.08	1 3/4
616-1Y-H64	1Y16-20C6167-1/2	1	1 1/4	2	1.850	6.690	3.760	2
620-1Y-H64	1Y20-20C6167-1/2	1 1/4	1 1/4	2	2.220	6.905	3.810	2
620-1Y-H65	1Y20-24C6167-1/2	1 1/4	1 1/2	2 3/8	2.680	7.095	4.000	2 3/8
624-1Y-H65	1Y24-24C6167-1/2	1 1/2	1 1/2	2 3/8	2.640	7.840	4.370	2 3/8
624-1Y-H66	1Y24-32C6167-1/2	1 1/2	2	2 13/16	2.970	8.000	4.530	2 13/16
632-1Y-H66	1Y32-32C6137-1/2	2	2	2 13/16	5.770	9.680	6.140	2 13/16

O-Ring Flange
Code 61 90°



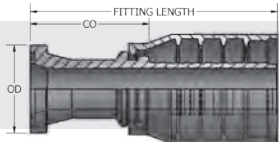
PART NUMBER	JONES ID#	HOSE I.D.	FLANGE SIZE	FLANGE O.D.	-D-DROP	FITTING LENGTH	-CO-CUTOFF	ROUND
612-1Y-G72	1Y12-12C6190	3/4	3/4	1-1/2	2.070	4.812	2.677	1 1/2
612-1Y4.0-G72	1Y12-12C61904.0	3/4	3/4	1-1/2	4.000	4.561	2.426	1 1/2
616-1Y-G76	1Y16-16C6190	1	1	1-3/4	2.756	5.706	2.776	1 3/4
616-1Y4.0-G76	1Y16-16C61904.0	1	1	1-3/4	4.000	5.882	2.952	1 3/4
616-1Y6.0-G76	1Y16-16C61906.0	1	1	1-3/4	6.000	5.882	2.952	1 3/4
616-1Y-G80	1Y16-20C6190	1	1-1/4	2.000	3.543	5.882	2.952	2
616-1Y-G92	1Y16-32C6190	1	2	2 13/16	3.880	6.800	3.870	2 13/16
620-1Y-G80	1Y20-20C6190	1 1/4	1-1/4	2.000	3.940	6.947	3.852	2
620-1Y4.0-G80	1Y20-20C61904.0	1 1/4	1-1/4	2.000	4.000	6.626	3.531	2
620-1Y6.0-G80	1Y20-20C61906.0	1-1/4	1-1/4	2.000	6.000	6.75	3.655	2
620-1Y-G84	1Y20-24C6190	1 1/4	1 1/2	2 3/8	3.580	6.625	3.530	2 3/8
620-1Y-G92	1Y20-32C6190	1 1/4	2	2 13/16	3.880	6.965	3.870	2 13/16
624-1Y-G84	1Y24-24C6190	1 1/2	1 1/2	2 3/8	3.580	7.840	4.370	2 3/8
624-1Y-G92	1Y24-32C6190	1 1/2	2	2 13/16	4.490	7.050	3.580	2 13/16
632-1Y-G92	1Y32-32C6190	2	2	2 13/16	4.670	8.520	4.980	2 13/16
632-1Y-G96	1Y32-40C6190	2	2 1/2	3 5/16	4.600	7.270	3.730	3 5/16

O-Ring Flange
Code 61 90°
Stainless Steel



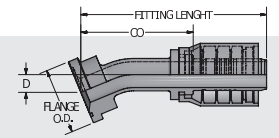
PART NUMBER	JONES ID#	HOSE I.D.	-D-DROP	FLANGE SIZE	FLANGE O.D.	FITTING LENGTH	-CO-CUTOFF	ROUND
624-1YS16-G84	1Y24-24C6190SS	1 1/2	3.583	1 1/2	2.375	7.851	4.381	2 3/8

O-Ring Flange Code
62 Straight



PART NUMBER	JONES ID#	HOSE I.D.	FLANGE SIZE	FLANGE O.D.	FITTING LENGTH	-CO-CUTOFF	ROUND
610-1Y62-G08	1Y10-10C62	5/8	1/2	1.250	3.473	1.800	1 1/4
612-1Y62-G12	1Y12-12C62	3/4	3/4	1-5/8	4.119	1.984	1 5/8
616-1Y62-G16	1Y16-16C62	1	1	1-7/8	5.610	2.930	1 7/8
616-1Y62-G24	1Y16-24C62	1	1 1/2	2 1/2	5.756	2.826	2 1/2
620-1Y62-G20	1Y20-20C62	1-1/4	1-1/4	2-1/8	5.970	3.100	2 1/8
620-1Y62-G24	1Y20-24C62	1-1/4	1-1/2	2-1/2	5.921	2.826	2 1/2
624-1Y62-G20	1Y24-20C62	1 1/2	1 1/4	2 1/8	6.754	3.284	2 1/8
624-1Y62-G24	1Y24-24C62	1-1/2	1-1/2	2-1/2	6.754	3.284	2 1/2
632-1Y62-G24	1Y32-24C62	2	1 1/2	2 1/2	6.824	3.284	2 5/8
632-1Y62-G32	1Y32-32C62	2	2	3-1/8	6.900	3.540	3 1/8

O-Ring Flange
Code 62 22-1/2°

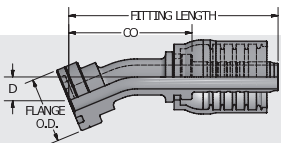


PART NUMBER	JONES ID#	HOSE I.D.	FLANGE SIZE	FLANGE O.D.	-D-DROP	FITTING LENGTH	-CO-CUT-OFF	ROUND
612-1Y62-H02	1Y12-12C6222-1/2	3/4	3/4	1 5/8	0.490	4.905	2.770	1 5/8
612-1Y62-H03	1Y12-16C6222-1/2	3/4	1	1 7/8	0.610	5.195	3.060	1 7/8
616-1Y62-H03	1Y16-16C6222-1/2	1	1	1 7/8	0.590	6.160	3.230	1 7/8
616-1Y62-H04	1Y16-20C6222-1/2	1	1 1/4	2 1/8	0.610	6.300	3.370	2 1/8
620-1Y62-H04	1Y20-20C6222-1/2	1 1/4	1 1/4	2 1/8	0.650	7.175	4.080	2 1/8
620-1Y62-H05	1Y20-24C6222-1/2	1 1/4	1 1/2	2 1/2	0.810	7.575	4.480	2 1/2
624-1Y62-H05	1Y24-24C6222-1/2	1 1/2	1 1/2	2 1/2	1.000	8.370	4.900	2 1/2
624-1Y62-H06	1Y24-32C6222-1/2	1 1/2	2	3.125	0.840	8.785	5.315	3 1/8
632-1Y62-H06	1Y32-32C6222-1/2	2	2	3.125	0.840	9.085	5.545	3 1/8



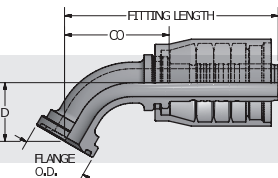
1Y ONE-PIECE HOSE FITTINGS: SAE 100R13 NON-SKIVE, SAE 100R15 NON-SKIVE, TWO WIRE HYDRAULIC HOSE

O-Ring Flange Caterpillar Style 22 - 1/2°



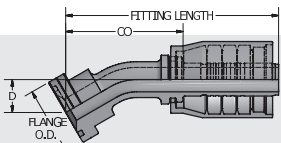
PART NUMBER	JONES ID#	HOSE I.D.	DROP	ROUND	FLANGE SIZE	FLANGE O.D.	FITTING LENGTH	-CO-CUTOFF
612-1YC-H02	1Y12-12CAT22-1/2	3/4	0.590	1 5/8	3/4	1 5/8	5.195	3.060
612-1YC-H03	1Y12-16CAT22-1/2	3/4	0.630	1 3/4	1	1 3/4	5.295	3.160
616-1YC-H03	1Y16-16CAT22-1/2	1	0.940	1 3/4	1	1 3/4	6.831	3.901
616-1YC-H04	1Y16-20CAT22-1/2	1	0.720	2 1/8	1 1/4	2 1/8	6.440	3.510
620-1YC-H04	1Y20-20CAT22-1/2	1 1/4	0.650	2 1/8	1 1/4	2 1/8	6.035	2.940
620-1YC-H05	1Y20-24CAT22-1/2	1 1/4	0.850	2 1/2	1 1/2	2 1/2	7.615	4.520
624-1YC-H05	1Y24-24CAT22-1/2	1 1/2	0.940	2 1/2	1 1/2	2 1/2	8.820	5.350
624-1YC-H06	1Y24-32CAT22-1/2	1/2	1.150	3 1/8	2	3 1/8	9.380	5.910
632-1YC-H06	1Y32-32CAT22-1/2	2	1.000	3 1/8	2	3 1/8	9.540	6.000

O-Ring Flange Caterpillar Style 60°



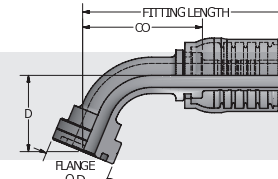
PART NUMBER	JONES ID#	HOSE I.D.	DROP	ROUND	FLANGE SIZE	FLANGE O.D.	FITTING LENGTH	-CO-CUTOFF
612-1YC-H52	1Y12-12CAT60	3/4	1.750	1 5/8	3/4	1 5/8	5.315	3.180
612-1YC-H53	1Y12-16CAT60	3/4	1.850	1 3/4	1	1 3/4	5.275	3.140
616-1YC-H53	1Y16-16CAT60	1	1.980	1 3/4	1	1 3/4	6.482	3.552
616-1YC-H54	1Y16-20CAT60	1	2.120	2 1/8	1 1/4	2 1/8	6.060	3.130
620-1YC-H54	1Y20-20CAT60	1 1/4	2.300	2 1/8	1 1/4	2 1/8	7.805	4.710
620-1YC-H55	1Y20-24CAT60	1 1/4	2.600	2 1/2	1 1/2	2 1/2	7.295	4.200
624-1YC-H55	1Y24-24CAT60	1 1/2	2.870	2 1/2	1 1/2	2 1/2	8.190	4.720
624-1YC-H56	1Y24-32CAT60	1 1/2	3.370	3 1/8	2	3 1/8	9.010	5.540

O-Ring Flange Caterpillar Style 30°



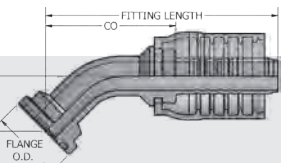
PART NUMBER	JONES ID#	HOSE I.D.	DROP	ROUND	FLANGE SIZE	FLANGE O.D.	FITTING LENGTH	-CO-CUTOFF
612-1YC-H22	1Y12-12CAT30	3/4	0.830	1 5/8	3/4	1 5/8	5.255	3.120
612-1YC-H23	1Y12-16CAT30	3/4	0.890	1 3/4	1	1 3/4	5.315	3.180
616-1YC-H23	1Y16-16CAT30	1	0.940	1 3/4	1	1 3/4	6.787	3.857
616-1YC-H24	1Y16-20CAT30	1	1.010	2 1/8	1 1/4	2 1/8	6.530	3.600
620-1YC-H24	1Y20-20CAT30	1 1/4	1.020	2 1/8	1 1/4	2 1/8	7.500	4.405
620-1YC-H25	1Y20-24CAT30	1 1/4	1.200	2 1/2	1 1/2	2 1/2	7.765	4.670
624-1YC-H25	1Y24-24CAT30	1 1/2	1.330	2 1/2	1 1/2	2 1/2	8.980	5.510
624-1YC-H26	1Y24-32CAT30	1 1/2	1.620	3 1/8	2	3 1/8	9.490	6.020
632-1YC-H26	1Y32-32CAT30	2	1.460	3 1/8	2	3 1/8	9.540	6.000

O-Ring Flange Caterpillar Style 67 - 1/2°



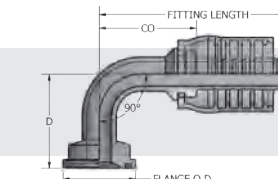
PART NUMBER	JONES ID#	HOSE I.D.	DROP	ROUND	FLANGE SIZE	FLANGE O.D.	FITTING LENGTH	-CO-CUTOFF
612-1YC-H62	1Y12-12CAT67-1/2	3/4	1.880	1 5/8	3/4	1 5/8	5.085	2.950
612-1YC-H63	1Y12-16CAT67-1/2	3/4	1.980	1 3/4	1	1 3/4	5.195	3.060
616-1YC-H63	1Y16-16CAT67-1/2	1	2.250	1 3/4	1	1 3/4	5.900	2.970
616-1YC-H64	1Y16-20CAT67-1/2	1	2.370	2 1/8	1 1/4	2 1/8	5.950	3.020
620-1YC-H65	1Y20-24CAT67-1/2	1 1/4	2.910	2 1/2	1 1/2	2 1/2	7.195	4.100
624-1YC-H65	1Y24-24CAT67-1/2	1 1/2	3.210	2 1/2	1 1/2	2 1/2	8.080	4.610
624-1YC-H66	1Y24-32CAT67-1/2	1 1/2	3.750	3 1/8	2	3 1/8	8.310	4.840
632-1YC-H66	1Y32-32CAT67-1/2	2	3.780	3 1/8	2	3 1/8	10.000	6.460

O-Ring Flange Caterpillar Style 45°



PART NUMBER	JONES ID#	HOSE I.D.	DROP	ROUND	FLANGE SIZE	FLANGE O.D.	FITTING LENGTH	-CO-CUTOFF
612-1YC-G42	1Y12-12CAT45	3/4	1.220	1 5/8	3/4	1 5/8	5.395	3.260
616-1YC-G46	1Y16-16CAT45	1	1.480	1 7/8	1	1.875	5.860	2.930
616-1YC-G50	1Y16-20CAT45	1	1.650	2 1/8	1 1/4	2 1/8	6.420	3.490
620-1YC-G46	1Y20-16CAT45	1 1/4	1.480	1 13/16	1	1 13/16	6.585	3.490
620-1YC-G50	1Y20-20CAT45	1 1/4	1.620	2 1/8	1 1/4	2 1/8	7.375	4.280
620-1YC-G54	1Y20-24CAT45	1 1/4	1.890	2 1/2	1 1/2	2 1/2	7.375	4.280
624-1YC-G54	1Y24-24CAT45	1 1/2	2.100	2 1/2	1 1/2	2 1/2	5.200	4.820
632-1YC-G54	1Y32-24CAT45	2	2.380	3 1/8	2	3 1/8	9.130	5.590
632-1YC-G62	1Y32-32CAT45	2	2.370		2	3-1/8	9.840	6.300

O-Ring Flange Caterpillar Style 90°



PART NUMBER	JONES ID#	HOSE I.D.	ROUND	FLANGE SIZE	FLANGE O.D.	D-DROP	FITTING LENGTH	-CO-CUTOFF
612-1YC-G72	1Y12-12CAT90	3/4	1 5/8	3/4	1 5/8	2.520	4.900	2.765
612-1YC4.0-G72	1Y12-12CAT904.0	3/4	1 5/8	3/4	1.625	4.000	4.245	2.110
612-1YC-G76	1Y12-16CAT90	3/4	N/A	1	1 7/8	2.640	5.100	2.965
616-1YC-G76	1Y16-16CAT90	1	1 7/8	1	1 7/8	2.920	5.430	2.500
616-1YC4.0-G76	1Y16-16CAT904.0	1	1 7/8	1	1.875	4.000	5.706	2.776
616-1YC-G80	1Y16-20CAT90	1	2 1/8	1 1/4	2 1/8	3.480	5.706	2.776
620-1YC-G76	1Y20-16CAT90	1 1/4	1 13/16	1	1 13/16	2.920	6.264	3.169
620-1YC-G80	1Y20-20CAT90	1 1/4	2 1/8	1 1/4	2 1/8	3.480	6.750	3.655
620-1YC4.0-G80	1Y20-20CAT904.0	1 1/4	2 1/8	1 1/4	2.125	4.000	6.626	3.531
624-1YC-G84	1Y20-24CAT90	1 1/4	2 1/2	1 1/2	2 1/2	3.820	6.625	3.530
624-1YC-G84	1Y24-24CAT90	1 1/2	2 1/2	1 1/2	2 1/2	4.210	7.720	4.250
632-1YC-G84	1Y32-24CAT90	2	2 5/8	1-1/2	2-1/2	4.960	8.980	3.540
632-1YC-G92	1Y32-32CAT90	2	3 1/8	2	3 1/8	5.110	8.520	4.980

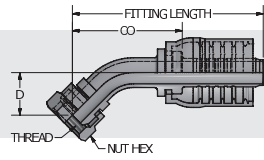
1Y FITTINGS FOR SAE 100R13 & 100R15

16

1Y ONE-PIECE HOSE FITTINGS: SAE 100R13 NON-SKIVE, SAE 100R15 NON-SKIVE, TWO WIRE HYDRAULIC HOSE

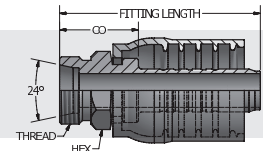


BSPB Swivel Female Stem - 30° Cone - 45°



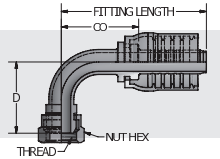
PART NUMBER	JONES ID#	HOSE I.D.	ROUND	THREAD	NUT HEX	-D- DROP	FITTING LENGTH	-CO- CUTOFF
612-1YBPX-12-45	1Y12-12FBSPX45	3/4	1 1/4	3/4-14	1 1/4	1.125	5.035	2.900
612-1YBPX-16-45	1Y12-16FBSPX45	3/4	1 1/4	1-14	1 1/2	1.250	5.419	3.284
616-1YBPX-16-45	1Y16-16FBSPX45	1	1 3/8	1-14	1 1/2	1.250	6.233	3.303
616-1YBPX-20-45	1Y16-20FBSPX45	1	1 3/8	1 1/4-11	1 7/8	1.500	6.483	3.553
620-1YBPX-20-45	1Y20-20FBSPX45	1 1/4	1 5/8	1 1/4-11	1 7/8	1.500	6.973	3.878
624-1YBPX-24-45	1Y20-20FBSPX45	1 1/2	2	1 1/2-11.5	2 1/8	2.440	8.765	5.295

Metric Solid Male Din Heavy Straight 12° Seat



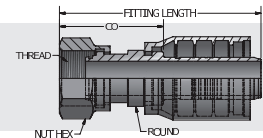
PART NUMBER	JONES ID#	HOSE I.D.	THREAD	DIN TUBE O.D.	HEX	FITTING LENGTH	-CO- CUTOFF
612-1YDH-130	1Y12-30MDH	3/4	30MM X 2	20	1 3/16	3.515	1.380
612-1YDH-136	1Y12-36MDH	3/4	36MM X 2	25MM	1 1/2	3.790	1.717
624-1YDH-152	1Y24-52MDH	1 1/2	52MM X 2	38MM	2 3/16	5.670	2.200

BSPB Swivel Female Stem - 30° Cone - 90°



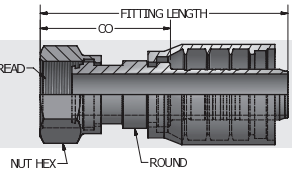
PART NUMBER	JONES ID#	HOSE I.D.	ROUND	THREAD	NUT HEX	-D- DROP	FITTING LENGTH	-CO- CUTOFF
612-1YBPX-12-90	1Y12-12FBSPX90	3/4	1 1/4	3/4-14	1 1/4	2.250	4.574	2.439
612-1YBPX-16-90	1Y12-16FBSPX90	3/4	1 1/4	1-14	1 1/2	2.250	5.030	2.895
616-1YBPX-16-90	1Y16-16FBSPX90	1	1 3/8	1-14	1 1/2	2.579	5.906	2.976
616-1YBPX-20-90	1Y16-20FBSPX90	1	1 3/8	1 1/4-11	1 7/8	3.000	5.906	2.976
620-1YBPX-20-90	1Y20-20FBSPX90	1 1/4	1 9/16	1 1/4-11	1 7/8	3.386	6.626	3.531
624-1YBPX-24-90	1Y24-24FBSPX90	1 1/2	2"	1 1/2-11.5	2 1/8	3.780	7.709	4.239

Metric Swivel Female W/O-Ring And Univ Cone Seat Din Heavy Straight



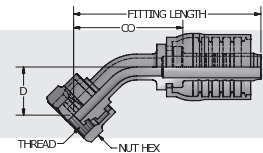
PART NUMBER	JONES ID#	HOSE I.D.	THREAD	DIN TUBE O.D.	NUT HEX	FITTING LENGTH	-CO- CUTOFF	ROUND
612-1YDH-620	1Y12-20FDH	3/4	20MM X 1.5	7/8	1.95	3.671	1.536	1 3/16
612-1YDH-630	1Y12-30FDH	3/4	30MM X 2	.942	1.5	4.183	2.048	1 1/4
612-1YDH-636	1Y12-36FDH	3/4	36MM X 2	25MM	1 3/4	4.092	1.957	N/A
624-1YDH-652	1Y24-52FDH	1 1/2	52MM X 2	38MM	2 3/8	6.247	2.777	2

Metric Swivel Female W/O-Ring Din Light Straight



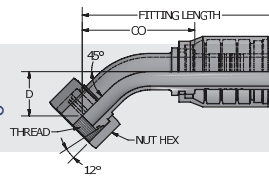
PART NUMBER	JONES ID#	HOSE I.D.	THREAD	DIN TUBE O.D.	NUT HEX	FITTING LENGTH	-CO- CUTOFF	ROUND
624-1YDL-652	1Y24-52FDL	1 1/2	52MM X 2	42	2 1/2	6.382	2.912	2

Metric Swivel Female W/O-Ring And Univ Cone Seat Din Heavy 45°



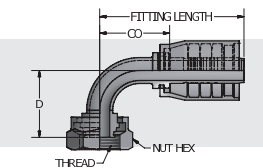
PART NUMBER	JONES ID#	HOSE I.D.	THREAD	DIN TUBE O.D.	NUT HEX	-D- DROP	FITTING LENGTH	-CO- CUTOFF	ROUND
612-1YDH-630-45	1Y12-30FDH45	3/4	30MM X 2	20MM	1 1/2	0.970	4.657	2.522	1 1/4
612-1YDH-636-45	1Y12-36FDH45	3/4	36MM X 2	25MM	1 3/4	1.063	5.446	3.311	1 1/4
616-1YDH-636-45	1Y16-36FDH45	1	36MM X 2	25MM	1 3/4	1.138	5.462	2.532	1 7/16
624-1YDH-652-45	1Y24-52FDH45	1 1/2	52MM X 2	38MM	2 3/8	1.770	8.105	4.635	2

Metric Swivel Female W/O-Ring And Univ Cone Seat Din Light 45°



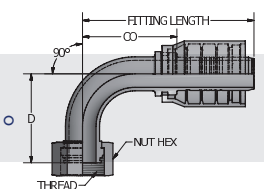
PART NUMBER	JONES ID#	HOSE I.D.	-D- DROP	THREAD	DIN TUBE O.D.	FITTING LENGTH	-CO- CUTOFF	ROUND
624-1YDL-652-45	1Y24-52FDL45	1 1/2	1.865	52MM X 2	42MM	8.200	4.730	2

Metric Swivel Female W/O-Ring And Univ Cone Seat Din Heavy 90°



PART NUMBER	JONES ID#	HOSE I.D.	THREAD	DIN TUBE O.D.	NUT HEX	-D- DROP	FITTING LENGTH	-CO- CUTOFF	ROUND
612-1YDH-630-90	1Y12-30FDH90	3/4	30MM X 2	20MM	1 1/2	2.070	4.255	2.120	1 1/4
612-1YDH-636-90	1Y12-36FDH90	3/4	36MM X 2	25MM	1 3/4	2.402	4.694	2.559	1 1/4
616-1YDH-636-90	1Y16-36FDH90	1	36MM X 2	25MM	1 3/4	2.600	5.870	1.833	1 7/16
616-1YDH-642-90	1Y16-42FDH90	1	42MM X 2	30	2	2.640	5.685	2.755	1 1/2
624-1YDH-652-90	1Y24-52FDH90	1 1/2	52MM X 2	38MM	2 3/8	3.740	7.720	4.250	2

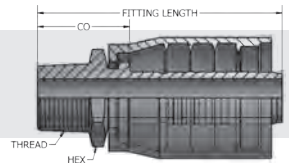
Metric Swivel Female W/O-Ring And Univ Cone Seat Din Light 90°



PART NUMBER	JONES ID#	HOSE I.D.	THREAD	DIN TUBE O.D.	-D- DROP	FITTING LENGTH	-CO- CUTOFF	ROUND
624-1YDL-652-90	1Y24-52FDL90	1 1/2	52MM X 2	42MM	4.011	7.720	4.250	2

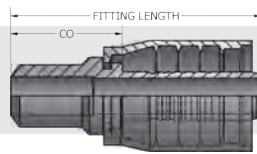
1Y ONE-PIECE HOSE FITTINGS: SAE 100R13 NON-SKIVE, SAE 100R15 NON-SKIVE, TWO WIRE HYDRAULIC HOSE

A.P.I. Pipe Threads A.P.I. Solid Male



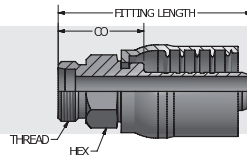
PART NUMBER	JONES ID#	HOSE I.D.	THREAD	HEX	FITTING LENGTH	-CO- CUTOFF
616-1YAP-116	1Y16-16MPAPI	1	1-11 1/2	1-5/8	5.91	2.98
624-1YAP-124	1Y24-24MPAPI	1-1/2	1-1/2 -11 1/2	2	7.049	3.579
624-1YAP-132	1Y24-32MPAPI	1-1/2	2	2-1/2	7.645	4.175
632-1YAP-132	1Y32-32MPAPI	2	2	2-1/2	7.785	4.245

Extra Heavy Wall Weld End Stem



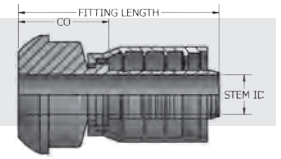
PART NUMBER	JONES ID#	HOSE I.D.	STEM I.D.	THREAD	ROUND	FITTING LENGTH	-CO- CUTOFF
616-1Y-XHW-16	1Y16-XHW	1	.750	1	1 5/8	5.278	2.348
624-1Y-XHW-24	1Y24-XHW	1 1/2	1.230	2		5.556	2.086
632-1Y-XHW-32	1Y32-XHW	2	1.503	2 1/2		7.196	3.656

Kobelco Male Stem



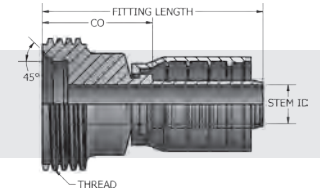
PART NUMBER	JONES ID#	HOSE I.D.	THREAD	HEX	FITTING LENGTH	-CO- CUTOFF
612-1YKB-130	1Y12-30MKB	3/4	M30-1.5	1 1/4	3.823	1.688
612-1YKB-136	1Y12-36MKB	3/4	M36-1.5	1 1/2	3.727	1.592
616-1YKB-136	1Y16-36MKB	1	M36-1.5	1 1/2	4.477	1.547
616-1YKB-145	1Y16-45MKB	1	M45-1.5	2	4.645	1.715

No Skive 100R15, 100R13 Male Hammer Union



PART NUMBER	JONES ID#	HOSE I.D.	STEM ID	FITTING LENGTH	-CO- CUTOFF
1502-M24Y	1Y24-32M1502	1 1/2	1.225	6.315	2.845
1502-M32Y	1Y32-32M1502	2	1.625	6.403	2.863

No Skive 100R15, 100R13 Female Hammer Union



PART NUMBER	JONES ID#	HOSE I.D.	STEM ID	THREAD	FITTING LENGTH	-CO- CUTOFF
1502-F24Y	1Y24-32F1502	1 1/2	1.225	4 1/8-3 ACME-2G	6.929	3.459
1502-F32Y	1Y32-32F1502	2	1.625	4 1/8-3 ACME-2G	6.942	3.402

Blank lined area for technical drawing or notes.



STEMS FOR NRP A184, A096, A098 SPRAY & WASHER HOSE

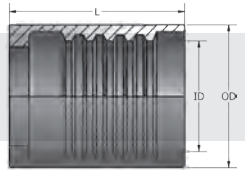
Same As SAE 100R1 & 100R2

Use of Stems with internal O-Ring Not recommended



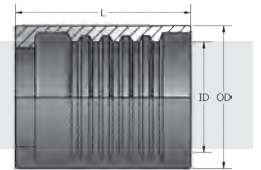
FERRULES FOR NRP A184, A096, A098 SPRAY & WASHER HOSE

1 and 2 Wire
Combination Steel
Ferrule Skive Required



PART NUMBER	HOSE I.D.	-L-	-O.D.-	-I.D.-
204-200	1/4	1.000	.814	.628
206-200	3/8	1.000	.937	.755
208-200	1/2	1.250	1.125	.880
212-200	3/4	1.486	1.437	1.220

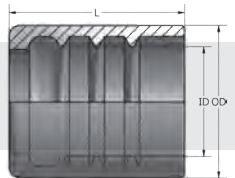
1 and 2 Wire
Combination
Stainless Steel Type
303 Ferrule
Skive Required



PART NUMBER	HOSE I.D.	-L-	-O.D.-	-I.D.-
204-SS-200	1/4	1.000	.814	.628
206-SS-200	3/8	1.000	.937	.755
208-SS-200	1/2	1.250	1.125	.880
212-SS-200	3/4	1.486	1.437	1.220

*Also available in 316 Stainless Steel

1 and 2 Wire
Combination Non-
Skive Steel Ferrule



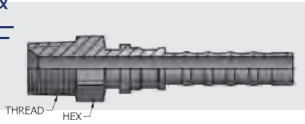
PART NUMBER	HOSE I.D.	-L-	-O.D.-	-I.D.-
504-500	1/4	1.000	.873	.630
506-500	3/8	1.000	1.060	.793
508-500	1/2	1.230	1.153	.905
512-500	3/4	1.470	1.531	1.211

*Also available in 316 Stainless Steel

NRP JONES AQUABLAST PREMIERE & AQUABLAST ULTRA

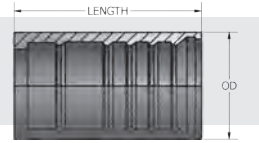


Aquablaster Premiere & Aquablaster Ultra NPTF Solid Male Stem



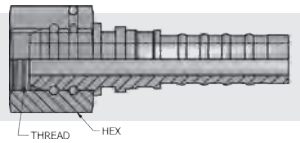
PART NUMBER	HOSE I.D.	THREAD	HEX
N100-6-6	3/8	3/8-18	0.75
N100-8-8	1/2	1/2-14	0.87
N100-12-12	3/4	3/4-14	1.06
N100-16-16	1	1-11.5	1.42

Aquablaster Premier & Aquablaster Ultra Ferrule




PART NUMBER	HOSE I.D.	LENGTH	O.D.
F40WB-06	3/8	1.89	1.10
F40WB-08	1/2	2.01	1.29
F40WB-12	3/4	2.52	1.61
F40WB-16	1	2.91	1.97

Stainless Steel NPTF Solid Male Stem For Aquablaster Ultra 14,500 PSI



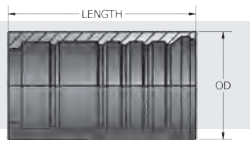
PART NUMBER	HOSE I.D.	THREAD	HEX
1HP316WB-STEM	3/4	3/4" BSP	36MM

Carbon Steel NPTF Solid Male Stem For Aquablaster Ultra 14,500 PSI



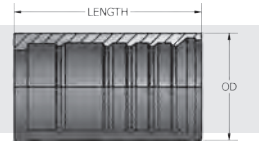
PART NUMBER	HOSE I.D.	THREAD	HEX
N100-12-12	3/4	3/4"-14	1.06

Stainless Steel Ferrule For Aquablaster Ultra 14,500 PSI



PART NUMBER	HOSE I.D.	LENGTH	O.D.
1HP316WB-FERRULE	3/4	2.56	1.73

Carbon Steel Ferrule For Aquablaster Ultra 14,500 PSI

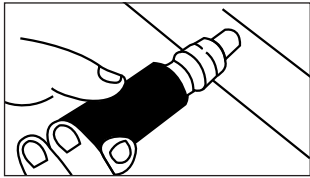
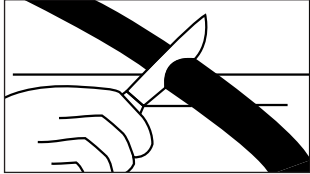


PART NUMBER	HOSE I.D.	LENGTH	O.D.
F42WB-12	3/4	2.52	1.69

Assembly Instructions

Please refer to crimp data sheet for assembly instructions

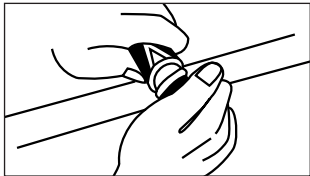
Assembly Instructions for Push On Hose



1. Trim hose end with smooth square cut.
2. Lubricate either fitting or hose or both.
3. Insert fitting into hose until first barb is in hose.
4. Place end of fitting against a flat object (bench, wall, etc.) and grip the hose one inch from end. Push with a steady force until end of hose is covered by yellow plastic cap.

Caution: Fittings will properly grip hose only when pushed all the way in, with the cut end of the hose completely concealed by the plastic cap

Disassembly Instructions



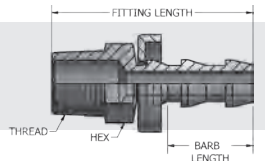
1. Leaving fitting in place, make a one inch cut in the hose along the barbed end of the fitting
Note: Be careful not to nick barbs when cutting the hose.
2. With firm grip on hose, give a sharp downward pull to release the fitting from the hose.

Notes

BRASS PUSH-ON FITTINGS

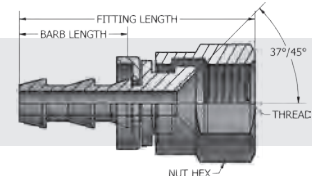


NPTF Solid Male Stem Brass



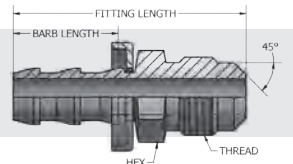
PART NUMBER	HOSE I.D.	THREAD	HEX	FITTING LENGTH	BARB LENGTH
P04-102	1/4	1/8-27	1/2	1.43	.87
P04-104	1/4	1/4-18	9/16	1.66	.87
P04-106	1/4	3/8-18	11/16	1.66	.87
P05-106	5/16	1/4-18	9/16	1.66	.87
P06-102	3/8	1/8-27	1/2	1.53	.97
P06-104	3/8	1/4-18	9/16	1.76	.97
P06-106	3/8	3/8-18	11/16	1.76	.97
P06-108	3/8	1/2-14	7/8	1.97	.97
P08-104	1/2	1/4-18	11/16	1.76	.97
P08-106	1/2	3/8-18	11/16	1.76	.97
P08-108	1/2	1/2-14	7/8	1.97	.97
P08-112	1/2	3/4-14	1-1/16	1.97	.97
P10-112	5/8	3/4-14	1-1/16	2.45	1.45
P12-108	3/4	1/2-14	1-1/16	2.45	1.45
P12-112	3/4	3/4-14	1-1/16	2.45	1.45

JIC 37° / SAE 45° Swivel Female Stem Brass



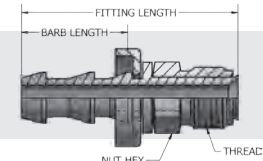
PART NUMBER	HOSE I.D.	THREAD	NUT HEX	FITTING LENGTH	BARB LENGTH
P04-604	1/4	7/16-20	9/16	1.47	.87
P04-605	1/4	1/2-20	5/8	1.56	.87
P04-606	1/4	9/16-18	11/16	1.57	.87
P06-606	3/8	9/16-18	11/16	1.71	.97
P06-608	3/8	3/4-16	7/8	1.78	.97
P08-608	1/2	3/4-16	7/8	1.88	.97
P08-610	1/2	7/8-14	1	1.96	.97
P10-610	5/8	7/8-14	1	2.44	1.45
P12-612	3/4	1-1/16-12	1-1/4	2.50	1.45

SAE 45° Solid Male Stem Brass



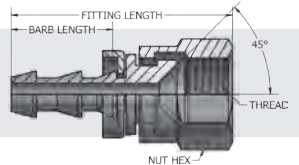
PART NUMBER	HOSE I.D.	THREAD	HEX	FITTING LENGTH	BARB LENGTH
P06-306	3/8	5/8-18	5/8	1.83	.97

SAE 45° Male Inverted Swivel Stem Brass



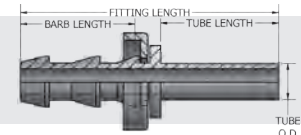
PART NUMBER	HOSE I.D.	THREAD	NUT HEX	FITTING LENGTH	BARB LENGTH
P04-B04	1/4	7/16-24	7/16	1.56	.87
P04-B05	1/4	1/2-20	1/2	1.62	.87
P05-B05	5/16	1/2-20	1/2	1.62	.87
P05-B06	5/16	5/8-18	5/8	1.63	.87
P06-B05	3/8	1/2-20	1/2	1.72	.97
P06-B06	3/8	5/8-18	5/8	1.76	.97
P08-B08	1/2	3/4-18	3/4	1.84	.97

SAE 45° Swivel Female Stem Brass



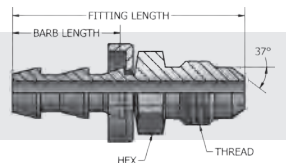
PART NUMBER	HOSE I.D.	THREAD	HEX	FITTING LENGTH	BARB LENGTH
P04-406	1/4	5/8-18	3/4	1.57	.87
P05-406	5/16	5/8-18	3/4	1.57	.87
P06-406	3/8	5/8-18	3/4	1.71	.97
P12-412	3/4	1-1/16-14	1-1/4	2.50	1.45

Rigid Shank Tube Stem Brass



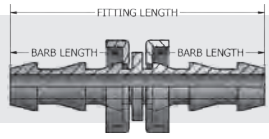
PART NUMBER	HOSE I.D.	TUBE O.D.	TUBE LENGTH	FITTING LENGTH	BARB LENGTH
P04-RS-T04	1/4	1/4	0.830	1.760	.87
P04-RS-T05	1/4	5/16	0.710	1.640	.87
P06-RS-T06	3/8	3/8	0.780	1.810	.97
P08-RS-T08	1/2	1/2	0.830	1.860	.97

JIC 37° Solid Male Stem Brass



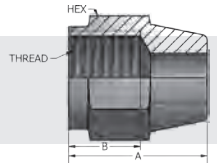
PART NUMBER	HOSE I.D.	THREAD	HEX	FITTING LENGTH	BARB LENGTH
P04-504	1/4	7/16-20	1/2	1.60	.87
P04-506	1/4	9/16-18	5/8	1.64	.87
P06-506	3/8	9/16-18	5/8	1.78	.97
P06-508	3/8	3/4-16	13/16	1.88	.97
P08-508	1/2	3/4-16	7/8	1.98	.97

Hose Mender Brass



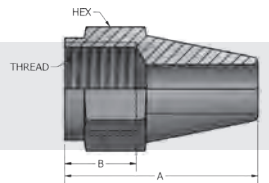
PART NUMBER	HOSE I.D.	FITTING LENGTH	BARB LENGTH
P04-M-H04	1/4	1.80	.87
P05-M-H05	5/16	1.80	.87
P06-M-H06	3/8	2.00	.97
P08-M-H08	1/2	2.00	.97
P10-M-H10	5/8	3.03	1.45
P12-M-H12	3/4	3.03	1.45

302 Short Nut



PART NUMBER	TUBE O.D.	THREAD	A	B	HEX
302-4	1/4	7/16-20	19/32	.375	9/16
302-5	5/16	1/2-20	19/32	.375	5/8
302-6	3/8	9/16-18	21/32	.385	11/16
302-8	1/2	3/4-16	13/16	.438	7/8
302-10	5/8	7/8-14	15/16	.521	1
302-14	7/8	1-3/16-12	1-13/64	.594	1-3/8
302-16	1	1-5/16-12	1-9/32	.625	1-1/2
302-20	1-1/4	1-5/8-12	1-7/16	.625	2
302-24	1-1/2	1-7/8-12	1-9/16	.708	2-1/4
302-32	2	2-1/2-12	2	.875	2-7/8

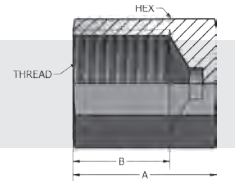
304 Standard Nut



PART NUMBER	TUBE O.D.	THREAD	A	B	HEX
304-4	1/4	7/16-20	13/16	.375	9/16
304-5	5/16	1/2-20	13/16	.375	5/8
304-6	3/8	9/16-18	15/16	.385	11/16
304-8	1/2	3/4-16	1-3/32	.438	7/8
304-10	5/8	7/8-14	1-1/4	.521	1
304-12	3/4	1-1/16-12	1-5/8	.594	1-1/4
304-14	7/8	1-3/16-12	1-3/4	.594	1-3/8
304-16	1	1-5/16-12	1-13/16	.625	1-1/2
304-20	1-1/4	1-5/8-12	1-15/16	.625	2
304-24	1-1/2	1-7/8-12	2-1/16	.708	2-1/4
304-32	2	2-1/2-12	2-5/16	.875	2-7/8

304-C Cap Nut

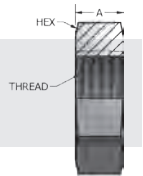
Available in 316 Stainless Steel



PART NUMBER	TUBE O.D.	THREAD	A	B	HEX
304-C-3	3/16	3/8-24	-	-	-
304-C-4	1/4	7/16-20	19.32	.328	9/16
304-C-5	5/16	1/2-20	39/64	.344	5/8
304-C-6	3/8	9/16-18	5/8	.344	11/16
304-C-8	1/2	3/4-16	3/4	.375	7/8
304-C-10	5/8	7/8-14	27/32	.469	1
304-C-12	3/4	1-1/16-12	29/32	.500	1-1/4
304-C-14	7/8	1-3/16-12	31/32	.531	1-3/8
304-C-16	1	1-5/16-12	1-1/64	.563	1-1/2
304-C-20	1-1/4	1-5/8-12	1-1/16	.563	2
304-C-24	1-1/2	1-7/8-12	1-3/16	.656	2-1/4
304-C-32	2	2-1/2-12	1-7/16	.828	2-7/8

306 Lock Nut

Available in 316 Stainless Steel



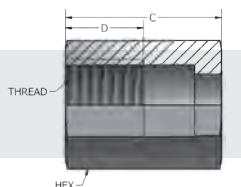
PART NUMBER	TUBE O.D.	THREAD	A	HEX
306-4	1/4	7/16-20	1/4	11/16
306-5	5/16	1/2-20	1/4	3/4
306-6	3/8	9/16-18	17/64	13/16
306-8	1/2	3/4-16	5/16	1
306-10	5/8	7/8-14	23/64	1-1/8
306-12	3/4	1-1/16-12	13/32	1-3/8
306-14	7/8	1-3/16-12	13/32	1-1/2
306-16	1	1-5/16-12	13/32	1-5/8
306-20	1-1/4	1-5/8-12	13/32	1-7/8
306-24	1-1/2	1-7/8-12	13/32	2-1/8
306-32	2	2-1/2-12	13/32	2-3/4

HYDRAULIC ADAPTERS & TUBE FITTINGS



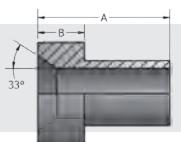
306-N Lock Nut

PART NUMBER	TUBE O.D.	THREAD	A	HEX
306-N-4	1/4	7/16-20	1/4	9/16
306-N-5	5/16	1/2-20	1/4	5/8
306-N-6	3/8	9/16-18	17/64	11/16
306-N-8	1/2	3/4-16	5/16	7/8
306-N-10	5/8	7/8-14	23/64	1
306-N-12	3/4	1-1/16-12	13/32	1-1/4
306-N-14	7/8	1-3/16-12	13/32	1-3/8
306-N-16	1	1-5/16-12	13/32	1-1/2
306-N-20	1-1/4	1-5/8-12	13/32	1-7/8
306-N-24	1-1/2	1-7/8-12	13/32	2-1/8
306-N-32	2	2-1/2-12	13/32	2-3/4



318 Nut Available in 316 Stainless Steel

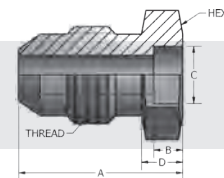
PART NUMBER	TUBE O.D.	THREAD	C	D	HEX
318-2	1/8	5/16-24	-	-	-
318-3	3/16	3/8-24	-	-	-
318-4	1/4	7/16-20	51/64	25/64	9/16
318-5	5/16	1/2-20	55/64	27/64	5/8
318-6	3/8	9/16-8	15/16	7/16	11/16
318-8	1/2	3/4-16	1-1/16	1/2	7/8
318-10	5/8	7/8-14	1-15/64	37/64	1
318-12	3/4	1-1/16-12	1-9/32	39/64	1-1/4
318-14	7/8	1-3/16-12	1-25/64	41/64	1-3/8
318-16	1	1-5/16-12	1-15/32	11/16	1-1/2
318-20	1-1/4	1-5/8-12	1-39/64	45/64	2
318-24	1-1/2	1-7/8-12	1-61/64	53/64	2-1/4
318-32	2	2-1/2-12	2-7/8	1-1/16	2-7/8



319 Sleeve Available in 316 Stainless Steel

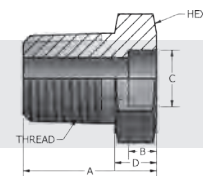
PART NUMBER	TUBE O.D.	A	B
319-2	1/8	-	-
319-3	3/16	-	-
319-4	1/4	13/32	9/64
319-5	5/16	7/16	5/32
319-6	3/8	1/2	11/64
319-8	1/2	9/16	7/32
319-10	5/8	21/32	15/64
319-12	3/4	11/16	17/64
319-14	7/8	3/4	17/64
319-16	1	25/32	9/32
319-20	1-1/4	29/32	5/16
319-24	1-1/2	1-1/8	11/32
319-32	2	1-3/16	13/32

403 Braze Tube Union



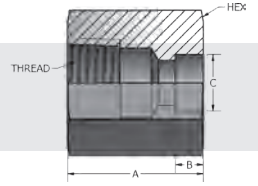
PART NUMBER	TUBE O.D.	JIC MALE	A	B	C	D	HEX
403-4	1/4	7/16-20	47/64	.125	.254	.184	1/2
403-5	5/16	1/2-20	-	-	-	-	-
403-6	3/8	9/16-18	13/16	.140	.379	.256	5/8
403-8	1/2	3/4-16	15/16	.188	.504	.280	13/16
403-10	5/8	7/8-14	1-5/64	.218	.631	.320	15/16
403-12	3/4	1-1/16-12	1-13/64	.232	.756	.339	1-1/8
403-14	7/8	1-3/16-12	-	-	-	-	-
403-16	1	1-5/16-12	1-9/32	.250	1.006	.370	1-3/8
403-20	1-1/4	1-5/8-12	1-25/64	.312	1.256	.432	1-11/16
403-24	1-1/2	1-7/8-12	1-37/64	.343	1.506	.495	2
403-32	2	2-1/2-12	2-5/64	.343	2.006	.745	2-5/8

404 Braze Male Pipe Union



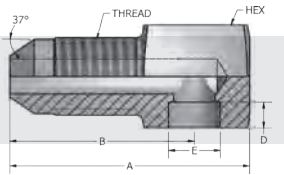
PART NUMBER	TUBE O.D.	NPTF MALE	A	B	C	D	HEX
404-4-2	1/4	1/8	39/64	.125	.254	3/16	1/2
404-6-4	3/8	1/4	13/16	.140	.379	1/4	5/8
404-8-6	1/2	3/8	27/32	.188	.504	9/32	13/16
404-10-8	5/8	1/2	1-5/64	.218	.631	21/64	15/16
404-12-12	3/4	3/4	1-3/32	.232	.756	11/32	1-1/8
404-16-16	1	1	1-5/16	.250	1.006	3/8	1-3/8
404-20-20	1-1/4	1-1/4	1-13/32	.312	1.256	7/16	1-11/16
404-24-24	1-1/2	1-1/2	1-1/2	.343	1.506	1/2	2
404-32	2	2	1-25/32	.343	2.006	3/4	2-5/8

405 Braze Female Pipe Union



PART NUMBER	TUBE O.D.	NPTF FEMALE	A	B	C	HEX
405-4-2	1/4	1/8	39/64	.125	.254	9/16
405-6-4	3/8	1/4	3/4	.140	.379	3/4
405-8-6	1/2	3/8	7/8	.188	.504	7/8
405-10-8	5/8	1/2	1-1/16	.218	.631	1-1/8
405-12-12	3/4	3/4	1-9/64	.232	.756	1-3/8
405-16-16	1	1	1-5/16	.250	1.006	1-5/8
405-20-20	1-1/4	1-1/4	1-33/64	.312	1.256	2
405-24-24	1-1/2	1-1/2	1-17/32	.343	1.506	2-5/16
405-32-32	2	2	1-37/64	.343	2.006	2-7/8

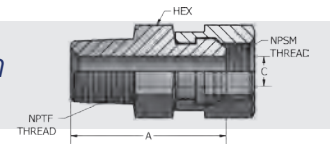
500 Braze 90° Tube Elbow



PART NUMBER	TUBE O.D.	JIC MALE	A	B	C	D	E
500-4	1/4	7/16-20	1-9/64	57/64	1/2	.125	.254
500-5	5/16	1-2-20	-	-	-	-	-
500-6	3/8	9/16-18	1-3/8	1-1/16	5/8	.140	.379
500-8	1/2	3/4-16	1-21/32	1-1/4	13/16	.188	.504
500-10	5/8	7/8-14	1-15/16	1-29/64	15/16	.218	.631
500-12	3/4	1-1/16-12	2-7/32	1-21/32	1-1/8	.232	.756
500-14	7/8	1-3/16-12	-	-	-	-	-
500-16	1	1-5/16-12	2-1/2	1-13/16	1-3/8	.250	1.006
500-20	1-1/4	1-5/8-12	2-15/16	2-1/16	1-3/4	.312	1.256
500-24	1-1/2	1-7/8-12	3-5/16	2-21/64	2	.343	1.506
500-32	2	2-1/2-12	4-5/16	3-1/16	2-1/2	.343	2.006

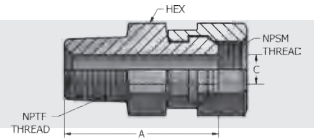
1404 Male Adapter Union

Available in 316 Stainless Steel



PART NUMBER	NPTF MALE	NPSM FEMALE	A	HEX	C
1404-2-2	1/8	1/8	15/16	1/2	3/16
1404-2-4	1/8	1/4	1-1/16	xxx	-
1404-4-2	1/4	1/8	1-3/16	xxx	-
1404-4-4	1/4	1/4	1-1/4	5/8	7/32
1404-4-6	1/4	3/8	1-5/16	xxx	-
1404-6-4	3/8	1/4	1-5/16	xxx	-
1404-6-6	3/8	3/8	1-5/16	11/16	11/32
1404-6-8	3/8	1/2	1-27/64	xxx	-
1404-8-4	1/2	1/4	1-9/16	-	-
1404-8-6	1/2	3/8	1-9/16	-	-
1404-8-8	1/2	1/2	1-39/64	7/8	15/32
1404-8-12	1/2	3/4	1-47/64	-	-
1404-12-8	3/4	1/2	-	-	-
1404-12-12	3/4	3/4	1-47/64	1-1/16	41/64
1404-12-16	3/4	1	-	-	-
1404-16-12	1	3/4	-	-	-
1404-16-16	1	1	2	1-3/8	55/64
1404-16-20	1	1-1/4	-	-	-
1404-20-16	1-1/4	1	-	-	-
1404-20-20	1-1/4	1-1/4	2-1/16	1-3/4	1-9/64
1404-20-24	1-1/4	1-1/2	-	-	-
1404-24-20	1-1/2	1-1/4	-	-	-
1404-24-24	1-1/2	1-1/2	2-3/16	2-1/8	1-23/64
1404-32-32	2	2	2-3/8	2-5/8	1-55/64

1404-BL Male Adapter Union-Blank



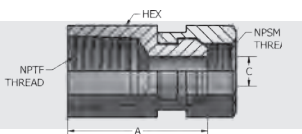
PART NUMBER	NPTF MALE	NPSM FEMALE	A	HEX
1404-BL-2	1/8	1/8	15/16	1/2
1404-BL-4	1/4	1/4	1-1/4	5/8
1404-BL-6	3/8	3/8	1-5/16	11/16
1404-L-8	1/2	1/2	1-39/64	7/8

HYDRAULIC ADAPTERS & TUBE FITTINGS



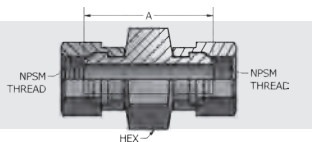
1405 Female Adapter Union

Available in 316 Stainless Steel



PART NUMBER	NPTF FEMALE	NPSM FEMALE	A	HEX	C
1405-2-2	1/8	1/8	3/4	9/16	3/16
1405-2-4	1/8	1/4	-	-	-
1405-4-4	1/4	1/4	1-3/16	11/16	7/32
1405-4-6	1/4	3/8	-	-	-
1405-6-4	3/8	1/4	-	-	-
1405-6-6	3/8	3/8	1-7/32	13/16	11/32
1405-6-8	3/8	1/2	-	-	-
1405-8-4	1/2	1/4	-	-	-
1405-8-6	1/2	3/8	-	-	-
1405-8-8	1/2	1/2	1-13/32	1	15/32
1405-8-12	1/2	3/4	-	-	-
1405-12-8	3/4	1/2	-	-	-
1405-12-12	3/4	3/4	1-9/16	1-1/4	41/64
1405-12-16	3/4	1	-	-	-
1405-16-12	1	3/4	-	-	-
1405-16-16	1	1	1-59/64	1-1/2	55/64
1405-20-20	1-1/4	1-1/4	1-59/64	1-7/8	1-9/64
1405-24-24	1-1/2	1-1/2	1-59/64	2-1/8	1-23/64
1405-32-32	2	2	2	2-5/8	1-55/65

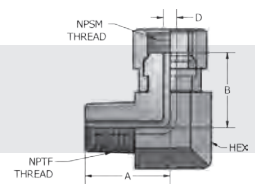
1406 Female Swivel Union



PART NUMBER	NPTF FEMALE	NPSM FEMALE	A	HEX
1406-4-4	1/4	1/4	-	-
1406-6-6	3/8	3/8	-	-
1406-8-8	1/2	1/2	-	-
1406-12-12	3/4	3/4	-	-
1406-16-16	1	1	-	-

1501 Male To Female 90°

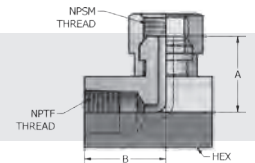
Available in 316 Stainless Steel



PART NUMBER	NPTF MALE	NPSM FEMALE	A	B	C	D
1501-2-2	1/8	1/8	1	33/64	9/16	3/16
1501-2-4	1/8	1/4	-	-	-	-
1501-4-2	1/4	1/8	-	-	-	-
1501-4-4	1/4	1/4	1-1/4	3/4	11/16	7/32
1501-4-6	1/4	3/8	-	-	-	-
1501-6-4	3/8	1/4	-	-	-	-
1501-6-6	3/8	3/8	1-1/2	55/64	7/8	11/32
1501-6-8	3/8	1/2	-	-	-	-
1501-8-4	1/2	1/4	-	-	-	-
1501-8-6	1/2	3/8	-	-	-	-
1501-8-8	1/2	1/2	1-3/4	15/16	1	15/32
1501-8-12	1/2	3/4	-	-	-	-
1501-12-6	3/4	3/8	-	-	-	-
1501-12-8	3/4	1/2	-	-	-	-
1501-12-12	3/4	3/4	2	1-11/64	1-1/4	41/64
1501-12-16	3/4	1	-	-	-	-
1501-16-8	1	1/2	-	-	-	-
1501-16-12	1	3/4	-	-	-	-
1501-16-16	1	1	2-5/16	1-5/16	1-1/2	55/64
1501-16-20	1	1-1/4	-	-	-	-
1501-20-12	1-1/4	3/4	-	-	-	-
1501-20-16	1-1/4	1	-	-	-	-
1501-20-20	1-1/4	1-1/4	2-9/16	1-1/2	1-7/8	1-9/64
1501-20-24	1-1/4	1-1/2	-	-	-	-
1501-24-20	1-1/2	1-1/4	-	-	-	-
1501-24-24	1-1/2	1-1/2	2-13/16	1-39/64	2-1/8	1-23/64
1501-32-32	2	2	-	-	-	-

1502 Female 90° Elbow

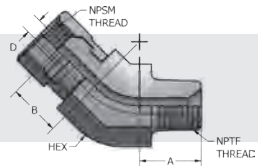
Available in 316 Stainless Steel



PART NUMBER	NPTF FEMALE	NPSM FEMALE	A	B	C	D
1502-2-2	1/8	1/8	11/16	33/64	9/16	3/16
1502-2-4	1/8	1/4	-	-	-	-
1502-4-2	1/4	1/8	-	-	-	-
1502-4-4	1/4	1/4	15/16	3/4	11/16	7/32
1502-4-6	1/4	3/8	-	-	-	-
1502-4-8	1/4	1/2	-	-	-	-
1502-6-4	3/8	1/4	-	-	-	-
1502-6-6	3/8	3/8	1-1/16	55/64	7/8	11/32
1502-6-8	3/8	1/2	-	-	-	-
1502-8-4	1/2	1/4	-	-	-	-
1502-8-6	1/2	3/8	-	-	-	-
1502-8-8	1/2	1/2	1-1/4	15/16	1	15/32
1502-8-12	1/2	3/4	-	-	-	-
1502-12-8	3/4	1/2	-	-	-	-
1502-12-12	3/4	3/4	1-7/16	1-11/64	1-1/4	41/64
1502-12-16	3/4	1	-	-	-	-
1502-16-12	1	3/4	-	-	-	-
1502-16-16	1	1	1-3/4	1-5/16	1-1/2	55/64
1502-20-16	1-1/4	1	-	-	-	-
1502-20-20	1-1/4	1-1/4	2	1-1/2	1-7/8	1-9/64
1502-24-24	1-1/2	1-1/2	2-1/4	1-39/64	2-1/8	1-23/64
1502-32-32	2	2	-	-	-	-

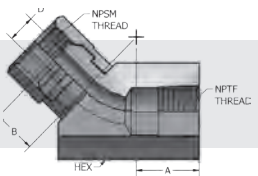
1503 Male to Female Swivel 45° Elbow

Available in 316 Stainless Steel



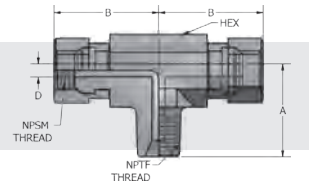
PART NUMBER	NPTF MALE	NPSM FEMALE	A	B	C HEX	D
1503-2-2	1/8	1/8	43/64	7/16	9/16	3/16
1503-2-4	1/8	1/4	-	-	-	-
1503-4-2	1/4	1/8	-	-	-	-
1503-4-4	1/4	1/4	29/32	21/32	11/16	7/32
1503-4-6	1/4	3/8	-	-	-	-
1503-4-8	1/4	1/2	-	-	-	-
1503-6-4	3/8	1/4	-	-	-	-
1503-6-6	3/8	3/8	1-1/16	45/64	7/8	11/32
1503-6-8	3/8	1/2	-	-	-	-
1503-8-4	1/2	1/4	-	-	-	-
1503-8-6	1/2	3/8	-	-	-	-
1503-8-8	1/2	1/2	1-3/8	25/32	1	15/32
1503-8-12	1/2	3/4	-	-	-	-
1503-12-6	3/4	3/8	-	-	-	-
1503-12-8	3/4	1/2	-	-	-	-
1503-12-12	3/4	3/4	1-1/2	31/32	1-1/4	41/64
1503-12-16	3/4	1	-	-	-	-
1503-16-12	1	3/4	-	-	-	-
1503-16-16	1	1	1-1/2	1-3/64	1-1/2	55/64
1503-16-20	1	1-1/4	-	-	-	-
1503-20-16	1-1/4	1	-	-	-	-
1503-20-20	1-1/4	1-1/4	1-25/32	1-9/64	1-7/8	1-9/64
1503-24-24	1-1/2	1-1/2	1-31/32	1-7/32	2-1/8	1-23/64
1503-32-32	2	2	-	-	-	-

1504 Female Swivel Elbow 45°



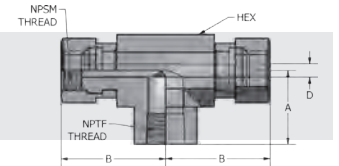
PART NUMBER	NPTF FEMALE	NPSM FEMALE	A	B	C HEX	D
1504-2-2	1/8	1/8	43/64	33/64	9/16	3/16
1504-2-4	1/8	1/4	-	-	-	-
1504-4-2	1/4	1/8	-	-	-	-
1504-4-4	1/4	1/4	29/32	11/16	7/32	-
1504-4-6	1/4	3/8	-	-	-	-
1504-6-4	3/8	1/4	-	-	-	-
1504-6-6	3/8	3/8	1-1/16	45/64	7/8	11/32
1504-6-8	3/8	1/2	-	-	-	-
1504-8-6	1/2	3/8	-	-	-	-
1504-8-8	1/2	1/2	1-3/8	25/32	1	15/32
1504-12-8	3/4	1/2	-	-	-	-
1504-12-12	3/4	3/4	1-1/4	31/32	1-1/4	41/64
1504-16-12	1	3/4	-	-	-	-
1504-16-16	1	1	1-1/2	1-3/64	1-1/2	55/64
1504-20-20	1-1/4	1-1/4	1-25/32	1-9/64	1-7/8	1-9/64
1504-24-24	1-1/2	1-1/2	1-31/32	1-7/32	2-1/8	1-23/64

1601 Male to Female Swivel Tee



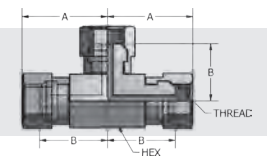
PART NUMBER	NPTF MALE	NPSM FEMALE	A	B	C HEX	D
1601-2-2	1/8	1/8	1	7/16	9/16	3/16
1601-4-4	1/4	1/4	1-1/4	3/4	11/16	7/32
1601-6-4-4	3/8	1/4	-	-	-	-
1601-6-6	3/8	3/8	1-1/2	55/64	7/8	11/32
1601-8-4	1/2	1/4	-	-	-	-
1601-8-6-6	1/2	3/8	-	-	-	-
1601-8-8	1/2	1/2	1-3/4	15/16	1	15/32
1601-12-8-8	3/4	1/2	-	-	-	-
1601-12-12	3/4	3/4	2	1-11/64	1-1/4	41/64
1601-12-16-16	3/4	1	-	-	-	-
1601-16-16	1	1	2-5/16	1-5/16	1-1/2	55/64
1601-16-12-12	1	3/4	-	-	-	-
1601-20-20	1-1/4	1-1/4	2-9/16	1-1/2	1-7/8	1-9/64
1601-24-24	1-1/2	1-1/2	-	-	-	-

1602 Female Swivel Tee



PART NUMBER	NPTF FEMALE	NPSM FEMALE	A	B	C HEX	D
1602-2-2-2	1/8	1/8	-	-	-	-
1602-4-4	1/4	1/4	15/16	3/4	11/16	7/32
1602-6-4-4	3/8	1/4	-	-	-	-
1602-6-6-6	3/8	3/8	1-1/16	55/64	7/8	11/32
1602-8-6-6	1/2	3/8	-	-	-	-
1602-8-8-8	1/2	1/2	1-1/4	15/16	1	15/32
1602-12-8	3/4	1/2	-	-	-	-
1602-12-12	3/4	3/4	1-7/16	1-11/64	1-1/4	41/64
1602-16-12-12	1	3/4	-	-	-	-
1602-16-16	1	1	1-3/4	1-5/16	1-1/2	55/64
1602-20-20-20	1-1/4	1-1/4	-	-	-	-

1603 Swivel Female Tee

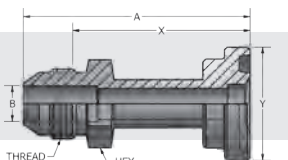


PART NUMBER	NPSM FEMALE	A	B	C HEX	D
1603-2-2	1/8	13/16	33/64	9/16	3/16
1603-4-4	1/4	1-1/8	3/4	11/16	7/32
1603-6-6	3/8	1-7/32	55/64	7/8	11/32
1603-8-8	1/2	1-13/32	15/16	1	15/32
1603-12-12	3/4	1-23/32	1-11/64	1-1/4	41/64
1603-16-16	1	1-7/8	1-5/16	1-1/2	55/64
1603-20-20	1-1/4	2-5/32	1-1/2	1-7/8	1-9/64

HYDRAULIC ADAPTERS & TUBE FITTINGS

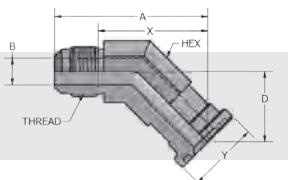


1700 Straight Flange Adapter Union Code 61



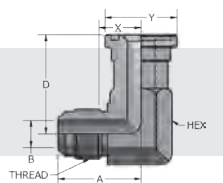
PART NUMBER	TUBE O.D.	JIC MALE	FLANGE SIZE	A	B	C	X*	Y
1700-8-8	1/2	3/4-16	1/2	-	-	-	-	1-3/16
1700-8-12	1/2	1-1/16-12	3/4	-	-	-	-	1-1/2
1700-12-12	3/4	1-1/16-12	3/4	2-19/32	39/64	1-1/8	1-7/8	1-1/2
1700-12-16	3/4	1-5/16-12	1	-	-	-	-	1-3/4
1700-12-20	3/4	1-5/8-12	1-1/4	-	-	-	-	2
1700-16-12	1	1-1/16-12	3/4	-	-	-	-	1-1/2
1700-16-16	1	1-5/16-12	1	2-41/64	27/32	1-3/8	1-7/8	1-3/4
1700-16-20	1	1-5/8-12	1-1/4	-	27/32	1-3/8	1-7/8	2
1700-16-24	1	1-7/8-12	1-1/2	-	-	-	-	2-3/8
1700-20-20	1-1/4	1-5/8-12	1-1/4	2-11/16	1-5/64	1-11/16	1-7/8	2
1700-20-16	1-1/4	1-5/16-12	1	2-3/4	27/32	1-11/16	2-5/16	1-3/4
1700-20-24	1-1/4	1-7/8-12	1-1/2	2-7/8	1-5/64	1-11/16	2-1/8	2-3/8
1700-24-20	1-1/2	1-5/8-12	1-1/4	-	-	-	-	2
1700-24-24	1-1/2	1-7/8-12	1-1/2	3	1-5/16	2	2-1/8	2-3/8
1700-24-32	1-1/2	1-7/8-12	2	-	-	-	-	2-13/16
1700-32-32	2	2-1/2-12	2	3-5/16	1-25/32	2-5/8	2-1/8	2-13/16

1703 45° Flange Adapter Union Code 61



PART NUMBER	TUBE O.D.	JIC MALE	FLANGE SIZE	A	B	C	D	X*	Y
1703-12-12	3/4	1-1/16-12	3/4	3-5/64	39/64	1-1/8	1	2-3/8	1-1/2
1703-16-16	1	1-5/16-12	1	3-13/64	27/32	1-3/8	1-1/8	2-7/16	1-3/4
1703-20-20	1-1/4	1-5/8-12	1-1/4	3-15/32	1-5/4	1-11/16	1-1/8	2-21/32	2
1703-24-24	1-1/2	1-7/8-12	1-1/2	3-17/32	1-5/16	2	1-1/8	2-21/32	2-3/8
1703-32-32	2	2-1/2-12	2	4-7/64	1-25/32	2-5/8	1-1/4	2-29/32	2-13/16

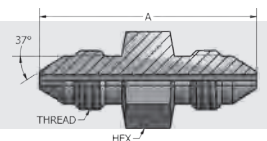
1704 90° Flange Adapter Union Code 61



PART NUMBER	TUBE O.D.	JIC MALE	FLANGE SIZE	A	B	C	D	X*	Y
1704-12-12	3/4	1-1/16-24	3/4	2-27/32	39/64	1-1/8	2-1/8	2-5/32	1-1/2
1704-16-16	1	1-5/16-12	1	3-9/64	27/32	1-3/8	2-3/8	2-3/8	1-3/4
1704-20-20	1-1/4	1-5/8-12	1-1/4	3-21/64	1-5/64	1-11/16	2-1/2	2-17/32	2
1704-24-24	1-1/2	1-7/8-12	1-1/2	3-43/64	1-5/16	2	2-3/4	2-13/16	2-3/8
1704-32-32	2	2-1/2-12	2	4-7/16	1-25/32	2-5/8	3-1/4	3-3/4	2-3/16

2403 Straight Tube Union

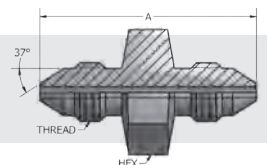
Available in 316 Stainless Steel



PART NUMBER	TUBE O.D.	JIC MALE	A	HEX
2403-2-2	1/8	5/16-24	-	-
2403-3-2	3/16	3/8-24	-	-
2403-3-3	3/16	3/8-24	-	-
2403-4-2	1/4	5/16-24	-	-
2403-4-3	1/4	3/8-24	-	-
2403-4-4	1/4	7/16-20	1-1/4	1/2
2403-5-4	5/16	7/16-20	-	-
2403-5-5	5/16	1/2-20	1-1/4	9/16
2403-6-4	3/8	7/16-20	-	-
2403-6-5	3/8	1/2-20	-	-
2403-6-6	3/8	9/16-18	1-3/8	5/8
2403-8-4	1/2	7/16-20	-	-
2403-8-5	1/2	1/2-20	-	-
2403-8-6	1/2	9/16-18	-	-
2403-8-8	1/2	3/4-16	1-9/16	13/16
2403-10-4	5/8	7/16-20	-	-
2403-10-5	5/8	1/2-20	-	-
2403-10-6	5/8	9/16-18	-	-
2403-10-8	5/8	3/4-16	-	-
2403-10-10	5/8	7/8-14	1-53/64	15/16
2403-12-4	3/4	7/16-20	-	-
2403-12-5	3/4	1/2-20	-	-
2403-12-6	3/4	9/16-18	-	-
2403-12-8	3/4	3/4-16	-	-
2403-12-10	3/4	7/8-14	-	-
2403-12-12	3/4	1-1/16-12	2-7/64	1-1/8
2403-14-12	7/8	1-1/16-12	-	-
2403-14-14	7/8	1-3/16-12	2-5/32	1-1/4
2403-16-6	1	9/16-18	-	-
2403-16-8	1	3/4-16	-	-
2403-16-10	1	7/8-14	-	-
2403-16-12	1	1-1/16-12	-	-
2403-16-14	1	1-3/16-12	-	-
2403-16-16	1	1-5/16-12	2-3/16	1-3/8
2403-20-12	1-1/4	1-1/16-12	-	-
2403-20-16	1-1/4	1-5/16-12	-	-
2403-20-20	1-1/4	1-5/8-12	2-9/32	1-11/16
2403-24-20	1-1/2	1-5/8-12	-	-
2403-24-24	1-1/2	1-7/8-12	-	-
2403-32-32	2	2-1/2-12	-	-

2403-LH Straight Tube Union Large Hex

Available in 316 Stainless Steel

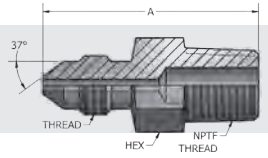


PART NUMBER	TUBE O.D.	JIC MALE	A	HEX
2403-LH-4	1/4	7/16-20	1-3/8	1/16
2403-LH-5	5/16	1/2-20	1-3/8	3/4
2403-LH-6	3/8	9/16-18	1-13/32	13/16
2403-LH-8	1/2	3/4-16	1-5/8	1
2403-LH-10	5/8	7/8-14	1-7/8	1-1/8
2403-LH-12	3/4	1-1/16-12	2-1/64	1-3/8
2403-LH-16	1	1-5/16-12	2-1/4	1-5/8
2403-LH-20	1-1/4	1-5/8-12	2-7/16	1-7/8
2403-LH-24	1-1/2	1-7/8-12	2-3/4	2-1/2

2404

Straight Adapter Union

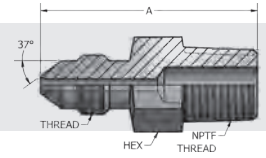
Available in 316 Stainless Steel



PART NUMBER	TUBE O.D.	JIC MALE	NPTF MALE	A	HEX
2404-2-2	1/8	5/16-24	1/8	-	-
2404-3-2	3/16	3/8-24	1/8	-	-
2404-4-2	1/4	7/16-20	1/8	1-7/64	1/2
2404-4-4	1/4	7/16-20	1/4	-	-
2404-4-6	1/4	7/16-20	3/8	-	-
2404-4-8	1/4	7/16-20	1/2	-	-
2404-5-2	5/16	1/2-20	1/8	1-9/64	9/16
2404-5-4	5/16	1/2-20	1/4	-	-
2404-5-6	5/16	1/2-20	3/8	-	-
2404-6-2	3/8	9/16-18	1/8	-	-
2404-6-4	3/8	9/16-18	1/4	1-3/8	5/8
2404-6-6	3/8	9/16-18	3/8	-	-
2404-6-8	3/8	9/16-18	1/2	-	-
2404-6-12	3/8	9/16-18	3/4	-	-
2404-8-4	3/8	3/4-16	1/4	-	-
2404-8-6	1/2	3/4-16	3/8	1-1/2	13/16
2404-8-8	1/2	3/4-16	1/2	-	-
2404-8-12	1/2	3/4-16	3/4	-	-
2404-8-16	1/2	3/4-16	1	-	-
2404-10-6	5/8	7/8-14	3/8	-	-
2404-10-8	5/8	7/8-14	1/2	1-53/64	15/16
2404-10-12	5/8	7/8-14	3/4	-	-
2404-12-6	3/4	1-1/16-12	3/8	-	-
2404-12-8	3/4	1-1/16-12	1/2	-	-
2404-12-12	3/4	1-1/16-12	3/4	1-61/64	1-1/8
2404-12-16	3/4	1-1/16-12	1	-	-
2404-14-12	7/8	1-3/16-12	3/4	2-1/16	1-1/4
2404-16-12	1	1-5/16-12	3/4	-	-
2404-16-16	1	1-5/16-12	1	2-7/32	1-3/8
2404-16-20	1	1-5/16-12	1-1/4	-	-
2404-16-24	1	1-5/16-12	1-1/2	-	-
2404-20-16	1-1/4	1-5/8-12	1	-	-
2404-20-20	1-1/4	1-5/8-12	1-1/4	2-23/64	1-11/16
2404-20-24	1-1/4	1-5/8-12	1-1/2	-	-
2404-24-20	1-1/2	1-7/8-12	1-1/4	-	-
2404-24-24	1-1/2	1-7/8-12	1-1/2	-	-
2404-32-32	2	2-1/2-12	2	-	-

2404-L

Straight Adapter Male

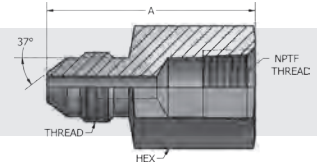


PART NUMBER	TUBE O.D.	JIC MALE	NPTF MALE	A	HEX
2404-L-4-2	1/4	7/16-20	1/8	1-13/16	1/2
2404-L-4-4	1/4	7/16-20	1/4	-	-
2404-L-6-4	3/8	9/16-18	1/4	2-1/4	5/8
2404-L-6-6	3/8	9/16-18	3/8	-	-
2404-L-8-6	1/2	3/4-16	3/8	2-3/4	13/16
2404-L-8-8	1/2	3/4-16	1/2	-	-
2404-L-10-8	5/8	7/8-14	1/2	3-1/8	15/16
2404-L-12-12	3/4	1-1/16-12	3/4	3-1/2	1-1/8
2404-L-16-16	1	1-5/16-12	1	4	1-3/8
2404-L-20-20	1-1/4	1-5/8-12	1-1/4	4-1/2	1-11/16

2405

Straight Adapter Female

Available in 316 Stainless Steel



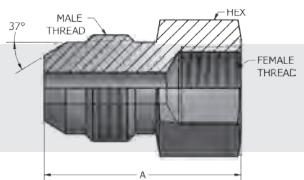
PART NUMBER	TUBE O.D.	JIC MALE	NPTF FEMALE	A	HEX
2405-3-2	3/16	3/8-24	1/8	-	-
2405-3-4	3/16	3/8-24	1/4	-	-
2405-4-2	1/4	7/16-20	1/8	1-5/32	9/16
2405-4-4	1/4	7/16-20	1/4	-	-
2405-4-6	1/4	7/16-20	3/8	-	-
2405-5-2	5/16	1/2-20	1/8	1-3/16	9/16
2405-5-4	5/16	1/2-20	1/4	-	-
2405-6-4	5/16	9/16-18	1/4	1-5/16	3/4
2405-6-6	3/8	9/16-18	3/8	-	-
2405-6-8	3/8	9/16-18	1/2	-	-
2405-8-6	1/2	3/4-16	3/8	1-17/32	7/8
2405-8-8	1/2	3/4-16	1/2	-	-
2405-8-12	1/2	3/4-16	3/4	-	-
2405-10-6	5/8	7/8-14	3/8	-	-
2405-10-8	5/8	7/8-14	1/2	1-13/16	1-1/8
2405-10-12	5/8	7/8-14	3/4	-	-
2405-12-8	3/4	1-1/16-12	1/2	-	-
2405-12-12	3/4	1-1/16-12	3/4	2	1-3/8
2405-12-16	3/4	1-1/16-12	1	-	-
2405-14-12	7/8	1-3/16-12	3/4	2	1-3/8
2405-14-16	7/8	1-3/16-12	1	-	-
2405-16-12	1	1-5/16-12	3/4	-	-
2405-16-16	1	1-5/16-12	1	2-7/32	1-5/8
2405-20-20	1-1/4	1-5/8-12	1-1/4	2-5/32	2
2405-24-24	1-1/2	1-7/8-12	1-1/2	-	-
2405-32-32	2	2-1/2-12	2	-	-

HYDRAULIC ADAPTERS & TUBE FITTINGS



2406 Tube Reducer

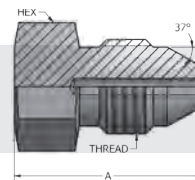
Available in 316 Stainless Steel



PART NUMBER	TUBE O.D.	JIC FEMALE	JIC MALE	TUBE O.D.	A	HEX
2406-4-6	1/4	7/16-20	9/16-18	-	-	-
2406-6-4	3/8	9/16-18	7/16-20	1/4	1-3/16	11/16
2406-6-8	3/8	9/16-18	3/4-16	-	-	-
2406-8-4	1/2	3/4-16	7/16-20	-	-	-
2406-8-6	1/2	3/4-16	9/16-18	3/8	1-21/84	7/8
2406-8-10	1/2	3/4-16	7/8-14	-	-	-
2406-8-12	1/2	3/4-16	1-1/16-12	-	-	-
2406-10-4	5/8	7/8-14	7/16-20	-	-	-
2406-10-6	5/8	7/8-14	9/16-18	-	-	-
2406-10-8	5/8	7/8-14	3/4-16	1/2	1-13/32	-
2406-12-4	3/4	1-1/16-12	7/16-20	-	-	-
2406-12-6	3/4	1-1/16-12	9/16-18	-	-	-
2406-12-8	3/4	1-1/16-12	3/4-16	-	-	-
2406-12-10	3/4	1-1/16-12	7/8-14	5/8	1-41/64	1-1/4
2406-12-16	3/4	1-1/16-12	1-5/16-12	-	-	-
2406-14-6	7/8	1-3/16-12	9/16-18	-	-	-
2406-14-8	7/8	1-3/16-12	3/4-16	-	-	-
2406-14-10	7/8	1-3/16-12	7/8-14	-	-	-
2406-14-12	7/8	1-3/16-12	1-1/16-12	-	-	-
2406-16-8	1	1-5/16-12	3/4-16	-	-	-
2406-16-10	1	1-5/16-12	7/8-14	-	-	-
2406-16-12	1	1-5/16-12	1-1/16-12	-	-	-
2406-16-14	1	1-5/16-12	1-3/16-12	7/8	1-59/64	1-1/2
2406-16-20	1	1-5/16-12	1-5/8-12	-	-	-
2406-20-12	1-1/4	1-5/8-12	1-1/16-12	-	-	-
2406-20-16	1-1/4	1-5/8-12	1-5/16-12	1	2-5/32	2
2406-24-20	1-1/2	1-7/8-12	1-5/8-12	1-1/4	2-5/32	2-1/4
2406-32-24	2	2-1/2-12	1-7/8-12	1-1/2	2-21/32	2-7/8

2408 Plug

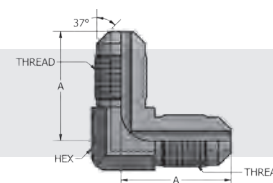
Available in 316 Stainless Steel



PART NUMBER	TUBE O.D.	JIC MALE	A	HEX
2408-3	3/16	3/8-24	-	-
2408-4	1/4	7/16-20	47/64	1/2
2408-5	5/16	1/2-20	49/64	9/16
2408-6	3/8	9/16-18	13/16	5/8
2408-8	1/2	3/4-16	15/16	13/16
2408-10	5/8	7/8-14	1-7/64	15/16
2408-12	3/4	1-1/16-12	1-13/64	1-1/8
2408-14	7/8	1-3/16-12	1-15/4	1-1/4
2408-16	1	1-5/16-12	1-9/16	1-3/8
2408-20	1-1/4	1-5/8-12	1-23/64	1-11/16
2408-24	1-1/2	1-7/8-12	1-31/64	2
2408-32	2	2-1/2-12	1-47/64	2-5/8

2500 90° Tube Elbow

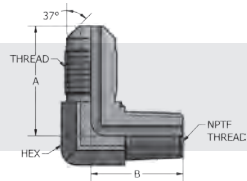
Available in 316 Stainless Steel



PART NUMBER	TUBE O.D.	JIC MALE	JIC MALE	A	B MIN.
2500-4	1/4	7/16-20	7/16-20	57/64	7/16
2500-5	5/16	1/2-20	1/2-20	61/64	1/2
2500-6-4	3/8	9/16-18	7/16-20	-	-
2500-6	3/8	9/16-18	9/16-18	1-1/16	9/16
2500-8-6	1/2	3/4-16	9/16-18	-	-
2500-8	1/2	3/4-16	3/4-16	1-1/4	13/16
2500-10-8	5/8	7/8-14	3/4-16	-	-
2500-10	5/8	7/8-14	7/8-14	1-29/64	7/8
2500-12-10	3/4	1-1/16-12	7/8-14	-	-
2500-12	3/4	1-1/16-12	1-1/16-12	1-21/32	1-1/16
2500-14	7/8	1-3/16-12	1-3/16-12	1-23/32	1-3/16
2500-16	1	1-5/16-12	1-5/16-12	1-13/16	1-5/16
2500-20	1-1/4	1-5/8-12	1-5/8-12	2-1/16	1-5/8
2500-24	1-1/2	1-7/8-12	1-7/8-12	2-21/64	1-7/8
2500-32	2	2-1/2-12	2-1/2-12	3-1/16	2-1/2

2501 90° Male Elbow

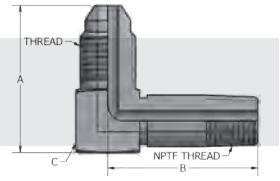
Available in 316 Stainless Steel



PART NUMBER	TUBE O.D.	JIC MALE	NPTF MALE	A	B	C MIN
2501-2-2	1/8	5/16-24	1/8	-	-	-
2501-3-2	3/16	3/8-24	1/8	-	-	-
2501-4-2	1/4	7/16-20	1/8	57/64	25/32	7/16
2501-4-4	1/4	7/16-20	1/4	-	-	-
2501-4-6	1/4	7/16-20	3/8	-	-	-
2501-4-8	1/4	7/16-20	1/2	-	-	-
2501-5-2	5/16	1/2-20	1/8	61/64	25/32	1/2
2501-5-4	5/16	1/2-20	1/4	-	-	-
2501-5-6	5/16	1/2-20	3/8	-	-	-
2501-6-2	3/8	9/16-18	1/8	-	-	-
2501-6-4	3/8	9/16-18	1/4	1-1/16	1-3/32	9/16
2501-6-6	3/8	9/16-18	3/8	-	-	-
2501-6-8	3/8	9/16-18	1/2	-	-	-
2501-6-12	3/8	9/16-16	3/4	-	-	-
2501-8-4	1/2	3/4-16	1/4	-	-	-
2501-8-6	1/2	3/4-16	3/8	1-1/4	1-7/32	3/4
2501-8-8	1/2	3/4-16	1/2	-	-	-
2501-8-12	1/2	3/4-16	3/4	-	-	-
2501-10-6	5/8	7/8-14	3/8	-	-	-
2501-10-8	5/8	7/8-14	1/2	1-29/64	1-15/32	7/8
2501-10-12	5/8	7/8-14	3/4	-	-	-
2501-12-6	3/4	1-1/16-12	3/8	-	-	-
2501-12-8	3/4	1-1/16-12	1/2	-	-	-
2501-12-12	3/4	1-1/16-12	3/4	1-21/32	1-19/32	1-1/16
2501-12-16	3/4	1-1/16-12	1	-	-	-
2501-14-12	7/8	1-3/16-12	3/4	1-23/32	1-11/16	1-3/16
2501-16-12	1	1-5/16-12	3/4	-	-	-
2501-16-16	1	1-5/16-12	1	1-13/16	1-31/32	1-5/16
2501-16-20	1	1-5/16-12	1-1/4	-	-	-
2501-20-16	1-1/4	1-5/8-12	1	-	-	-
2501-20-20	1-1/4	1-5/8-12	1-1/4	2-1/16	2-3/8	1-5/8
2501-20-24	1-1/4	1-5/8-12	1-1/2	-	-	-
2501-24-20	1-1/2	1-7/8-12	1-1/4	-	-	-
2501-24-24	1-1/2	1-7/8-12	1-1/2	2-21/64	2-5/8	1-7/8
2501-32-32	2	2-1/2-12	2	3-1/16	3	2-1/2

2501-L 90° Male Elbow Long

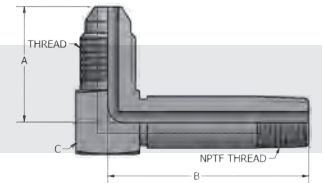
Available in 316 Stainless Steel



PART NUMBER	TUBE O.D.	JIC MALE	NPTF MALE	A	B	C
2501-L-4-2	1/4	7/16-20	1/8	-	-	-
2501-L-4-4	1/4	7/16-20	1/4	-	-	-
2501-L-5-2	5/16	1/2-20	1/8	-	-	-
2501-L-5-4	5/16	1/2-20	1/4	-	-	-
2501-L-6-4	3/8	9/16-18	1/4	-	-	-
2501-L-6-6	3/8	9/16-18	3/8	-	-	-
2501-L-8-6	1/2	3/4-16	3/8	-	-	-
2501-L-8-8	1/2	3/4-16	1/2	-	-	-
2501-L-8-12	1/2	3/4-16	3/4	-	-	-
2501-L-10-8	5/8	7/8-14	1/2	-	-	-
2501-L-12-12	3/4	1-1/16-12	3/4	-	-	-
2501-L-14-12	7/8	1-3/16-12	3/4	-	-	-
2501-L-16-16	1	1-5/16-12	1	-	-	-
2501-L-20-20	1-1/4	1-5/8-12	1-1/4	-	-	-
2501-L-24-24	1-1/2	1-7/8-12	1-1/2	-	-	-

2501-LL 90° Male Elbow Extra Long

Available in 316 Stainless Steel



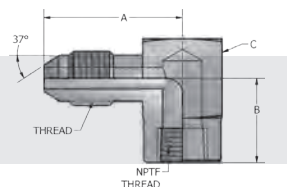
PART NUMBER	TUBE O.D.	JIC MALE	NPTF MALE	A	B	C
2501-LL-4-2	1/4	7/16-20	1/8	-	-	-
2501-LL-4-4	1/4	7/16-20	1/4	-	-	-
2501-LL-5-2	5/16	1/2-20	1/8	-	-	-
2501-LL-5-4	5/16	1/2-20	1/4	-	-	-
2501-LL-6-4	3/8	9/16-18	1/4	-	-	-
2501-LL-6-6	3/8	9/16-18	3/8	-	-	-
2501-LL-6-8	3/8	9/16-18	1/2	-	-	-
2501-LL-8-6	1/2	3/4-16	3/8	-	-	-
2501-LL-8-8	1/2	3/4-16	1/2	-	-	-
2501-LL-10-8	1/2	7/8-14	1/2	-	-	-
2501-LL-12-8	5/8	1-1/16-12	1/2	-	-	-
2501-LL-12-12	3/4	1-1/16-12	3/4	-	-	-
2501-LL-14-12	7/8	1-3/16-12	3/4	-	-	-
2501-LL-16-16	1	1-5/16-12	1	-	-	-
2501-LL-20-20	1-1/4	1-5/8-12	1-1/4	-	-	-
2501-LL-24-24	1-1/2	1-7/8-12	1-1/2	-	-	-

HYDRAULIC ADAPTERS & TUBE FITTINGS



2502 90° Female Elbow

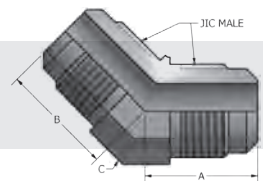
Available in 316 Stainless Steel



PART NUMBER	TUBE O.D.	JIC MALE	NPTF FEMALE	A	B	C MIN
2502-4-2	1/4	7/16-20	1/8	1-1/16	41/64	9/16
2502-4-4	1/4	7/16-20	1/4	-	-	-
2502-5-2	5/16	1/2-20	1/8	1-1/16	41/64	9/16
2502-5-4	5/16	1/2-20	1/4	-	-	-
2502-6-2	3/8	9/16-18	1/8	-	-	-
2502-6-4	3/8	9/16-18	1/4	1-7/32	57/64	3/4
2502-6-6	3/8	9/16-18	3/8	-	-	-
2502-6-8	3/8	9/16-18	1/2	-	-	-
2502-8-4	1/2	3/4-16	1/4	-	-	-
2502-8-6	1/2	3/4-16	3/8	1-13/32	31/32	7/8
2502-8-8	1/2	3/4-16	1/2	-	-	-
2502-10-8	5/8	7/8-14	1/2	1-5/8	1-15/64	1-1/16
2502-12-8	3/4	1-1/16-12	1/2	-	-	-
2502-12-12	3/4	1-1/16-12	3/4	1-7/8	1-11/32	1-5/16
2502-14-12	7/8	1-3/16-12	3/4	1-27/32	1-11/32	1-5/16
2502-16-16	1	1-5/16-12	1	2-5/32	1-5/8	1-5/8
2502-20-20	1-1/4	1-5/8-12	1-1/4	2-5/16	1-1/16	1-7/8
2502-24-24	1-1/2	1-7/8-12	1-1/2	2-7/8	2-1/16	2-9/16
2502-32-32	2	2-1/2-12	2	3-9/32	2-3/8	2-13/16

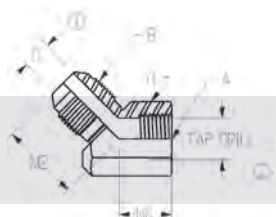
2504 45° Tube Elbow

Available in 316 Stainless Steel



PART NUMBER	TUBE O.D.	JIC MALE	JIC MALE	A	B	C
2504-4-4	1/4	7/16-20	7/16-20	-	-	-
2504-6-6	3/8	9/16-18	9/16-18	-	-	-
2504-8-8	1/2	3/4-16	3/4-16	-	-	-
2504-10-10	5/8	7/8-14	7/8-14	-	-	-
2504-12-12	3/4	1-1/16-12	1-1/16-12	-	-	-
2504-16-16	1	1-5/16-12	1-5/16-12	-	-	-

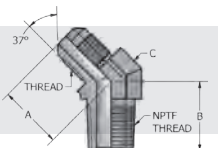
2505 45° Tube Elbow X NPTF Female



PART NUMBER	TUBE O.D.	JIC MALE	NPTF FEMALE	A	B	C
2505-6-4	3/8	9/16-18	1/4	-	-	-
2505-8-6	1/2	3/4-16	3/8	-	-	-
2505-10-8	5/8	7/8-14	1/2	-	-	-
2505-12-12	3/4	1-1/16-12	3/4	-	-	-
2505-16-16	1	1-5/16-12	1	-	-	-

2503 45° Elbow Male

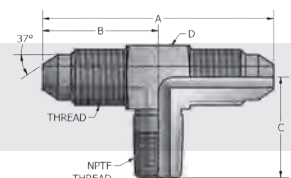
Available in 316 Stainless Steel



PART NUMBER	TUBE O.D.	JIC MALE	NPTF MALE	A	B	C MIN
2503-2-2	1/8	5/16-24	1/8	-	-	-
2503-3-2	3/16	3/8-24	1/8	-	-	-
2503-4-2	1/4	7/16-20	1/8	45/64	5/8	7/16
2503-4-4	1/4	7/16-20	1/4	-	-	-
2503-4-6	1/4	7/16-20	3/8	-	-	-
2503-5-2	5/16	1/2-20	1/8	3/4	5/8	1/2
2503-5-4	5/16	1/2-20	1/4	-	-	-
2503-6-2	3/8	9/16-18	1/8	-	-	-
2503-6-4	3/8	9/16-18	1/4	13/16	27/32	9/16
2503-6-6	3/8	9/16-18	3/8	-	-	-
2503-6-8	3/8	9/16-18	1/2	-	-	-
2503-8-4	1/2	3/4-16	1/4	-	-	-
2503-8-6	1/2	3/4-16	3/8	1-31/32	15/16	3/4
2503-8-8	1/2	3/4-16	1/2	-	-	-
2503-8-12	1/2	3/4-16	3/4	-	-	-
2503-10-6	5/8	7/8-14	3/8	-	-	-
2503-10-8	5/8	7/8-14	1/2	1-3/32	1-5/32	7/8
2503-10-12	5/8	7/8-14	3/4	-	-	-
2503-12-8	3/4	1-1/16-12	1/2	-	-	-
2503-12-12	3/4	1-1/16-12	3/4	1-17/64	1-3/16	1-1/16
2503-12-16	3/4	1-1/16-12	1	-	-	-
2503-14-12	7/8	1-3/16-12	3/4	1-3/8	1-1/4	1-3/16
2503-16-12	1	1-5/16-12	3/4	-	-	-
2503-16-16	1	1-5/16-12	1	1-29/64	1-15/32	1-5/16
2503-16-20	1	1-5/16-12	1-1/4	-	-	-
2503-20-16	1-1/4	1-5/8-12	1	-	-	-
2503-20-20	1-1/4	1-5/8-12	1-1/4	1-37/64	1-21/32	1-5/8
2503-24-24	1-1/2	1-7/8-12	1-1/2	1-49/64	1-3/4	1-7/8
2503-32-32	2	2-1/2-12	2	2-13/64	2-3/32	2-1/2

2601 Side Tee Male

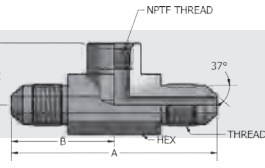
Available in 316 Stainless Steel



PART NUMBER	TUBE O.D.	JIC MALE	NPTF MALE	A	B	C	D MIN
2601-4-4-2	1/4	7/16-20	1/8	1-23/32	55/64	3/4	7/16
2601-4-4-4	1/4	7/16-20	1/4	-	-	-	-
2601-5-5-2	5/16	1/2-20	1/8	1-27/32	59/64	3/4	1/2
2601-5-5-4	5/16	1/2-20	1/4	-	-	-	-
2601-6-6-4	3/8	9/16-18	1/4	2-1/16	1-1/3	1-1/16	9/16
2601-6-6-6	3/8	9/16-18	3/8	-	-	-	-
2601-6-6-8	3/8	9/16-18	1/2	-	-	-	-
2601-8-8-6	1/2	3/4-16	3/8	2-7/16	1-7/32	1-3/16	3/4
2601-8-8-8	1/2	3/4-16	1/2	-	-	-	-
2601-10-10-8	5/8	7/8-14	1/2	2-27/32	1-27/64	1-7/16	7/8
2601-12-12-12	3/4	1-1/16-12	3/4	3-1/4	1-5/8	1-9/16	1-1/16
2601-14-14-12	7/8	1-3/16-12	3/4	3-7/16	1-23/32	1-5/8	1-3/16
2601-16-16-12	1	1-5/16-12	3/4	-	-	-	-
2601-16-16-16	1	1-5/16-12	1	3-9/16	1-25/32	1-15/16	1-5/16
2601-20-20-20	1-1/4	1-5/8-12	1-1/4	4-1/16	2-1/32	2-11/32	1-5/8
2601-24-24-24	1-1/2	1-7/8-12	1-1/2	4-19/32	2-19/64	2-5/8	1-7/8
2601-32-32-32	2	2-1/2-12	2	6-1/16	3-1/32	2-21/32	2-1/2

2602 Side Tee Female

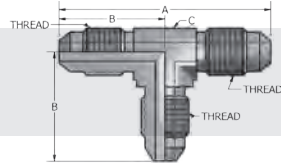
Available in 316 Stainless Steel



PART NUMBER	TUBE O.D.	JIC MALE	NPTF FEMALE	A	B	C	D MIN
2602-4-4-2	1/4	7/16-20	1/8	2-1/8	1-1/16	41/64	9/16
2602-4-4-4	1/4	7/16-20	1/4	-	-	-	-
2602-5-5-2	5/16	1/2-20	1/8	2-1/8	1-1/16	41/64	9/16
2602-6-6-4	3/8	9/16-18	1/4	2-7/16	1-7/32	57/64	3/4
2602-6-6-6	3/8	9/16-18	3/8	-	-	-	-
2602-8-8-4	1/2	3/4-16	1/4	-	-	-	-
2602-8-8-6	1/2	3/4-16	3/8	2-13/16	1-13/32	31/32	7/8
2602-8-8-8	1/2	3/4-16	1/2	-	-	-	-
2602-10-10-8	5/8	7/8-14	1/2	3-1/4	1-5/8	1-15/64	1-1/16
2602-12-12-12	3/4	1-1/16-12	3/4	3-3/4	1-7/8	1-1/32	1-5/16
2602-14-14-12	7/8	1-3/16-12	3/4	-	-	-	-
2602-16-16-16	1	1-5/16-12	1	4-5/16	2-5/32	1-5/8	1-5/8
2602-20-20-20	1-1/4	1-5/8-12	1-1/4	4-5/8	2-5/16	1-11/16	1-7/8
2602-24-24-24	1-1/2	1-7/8-12	1-1/2	5-3/4	2-7/8	2-1/16	2-9/16
2602-32-32-32	2	2-1/2-12	2	6-9/16	3-9/32	2-3/8	2-13/16

2603 Tube Tee

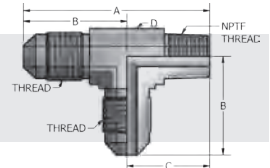
Available in 316 Stainless Steel



PART NUMBER	TUBE O.D.	JIC MALE	JIC MALE	A	B	C MIN
2603-4	1/4	7/16-20	7/16-20	1-23/32	55/64	7/16
2603-4-4-6	1/4	7/16-20	9/16-18	-	-	-
2603-5	5/16	1/2-20	1/2-20	1-27/32	59/64	1/2
2603-6	3/8	9/16-18	9/16-18	2-1/16	1-1/32	9/16
2603-6-6-8	3/8	9/16-18	3/4-16	-	-	-
2603-8	1/2	3/4-16	3/4-16	2-7/16	1-7/32	3/4
2603-10-8-8	5/8	7/8-14	3/4-16	3/4-16	-	-
2603-10-10-8	5/8	7/8-14	7/8-14	3/4-16	-	-
2603-10	5/8	7/8-14	7/8-14	2-27/32	1-27/64	7/8
2603-12	3/4	1-1/16-12	1-1/16-12	3-1/4	1-5/8	1-1/16
2603-14	7/8	1-3/16-12	1-3/16-12	3-7/16	1-23/32	1-3/16
2603-16	1	1-5/16-12	1-5/16-12	3-9/16	1-25/32	1-5/16
2603-20	1-1/4	1-5/8-12	1-5/8-12	4-1/16	2-1/32	1-5/8
2603-24	1-1/2	1-7/8-12	1-7/8-12	4-19/32	2-19/64	1-7/8
2603-32	2	2-1/2-12	2-1/2-12	6-1/16	3-1/32	2-1/2

2605 Run Tee Male

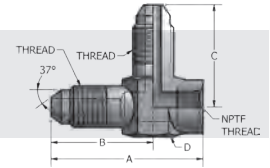
Available in 316 Stainless Steel



PART NUMBER	TUBE O.D.	JIC MALE	NPTF MALE	JIC MALE	A	B	C	D MIN
2605-4-2-4	1/4	7/16-20	1/8	-	1-39/64	55/64	3/4	7/16
2605-4-4-4	1/4	7/16-20	1/4	-	-	-	-	-
2605-5-2-5	5/16	1/2-20	1/8	-	1-43/64	59/64	3/4	1/2
2605-6-2-6	3/8	9/16-18	1/8	-	-	-	-	-
2605-6-4-6	3/8	9/16-18	1/4	-	2-3/32	1-1/32	1-1/16	9/16
2605-6-6-4	3/8	9/16-18	3/8	7/16-20	-	-	-	-
2605-6-6-6	3/8	9/16-18	3/8	-	-	-	-	-
2605-8-6-8	1/2	3/4-16	3/8	-	2-13/32	1-7/32	1-3/16	3/4
2605-8-8-8	1/2	3/4-16	1/2	-	-	-	-	-
2605-10-8-10	5/8	7/8-14	1/2	-	2-55/64	1-27/64	1-7/16	7/8
2605-12-12-12	3/4	1-1/16-12	3/4	-	3-3/16	1-5/8	1-9/16	1-1/16
2605-14-12-14	7/8	1-3/16-12	3/4	-	-	-	-	-
2605-16-16-16	1	1-5/16-12	1	-	-	-	-	-
2605-20-20-20	1-1/4	1-5/8-12	1-1/4	-	4-3/8	2-1/32	2-11/32	1-5/8
2605-24-24-24	1-1/2	1-7/8-12	1-1/2	-	4-59/64	2-19/64	2-5/8	1-7/8
2605-32-32-32	2	2-1/2-12	2	-	6	3-1/32	2-31/32	2-1/2

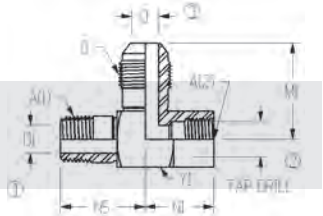
2606 Run Tee Female

Available in 316 Stainless Steel



PART NUMBER	TUBE O.D.	JIC MALE	NPTF FEMALE	A	B	C	D MIN
2606-4-2-4	1/4	7/16-20	1/8	1-45/64	1-1/16	41/64	9/16
2606-5-2-5	5/16	1/2-20	1/8	1-45/64	1-1/16	41/64	9/16
2606-6-4-6	3/8	9/16-18	1/4	2-7/64	1-7/32	57/64	3/4
2606-8-6-8	1/2	3/4-16	3/8	2-3/8	1-13/32	31/32	7/8
2606-8-8-8	1/2	3/4-16	1/2	-	-	-	-
2606-10-8-10	5/8	7/8-14	1/2	2-55/64	1-5/8	1-15/64	1-1/16
2606-12-12-12	3/4	1-1/16-12	3/4	3-7/32	1-7/8	1-11/32	1-5/16
2606-14-12-14	7/8	1-3/16-12	3/4	3-3/16	1-27/32	11/32	1-5/16
2606-16-16-16	1	1-5/16-12	1	3-25/32	2-5/32	1-5/8	1-5/8
2606-20-20-20	1-1/4	1-5/8-12	1-1/4	4	2-5/16	1-11/16	1-7/8
2606-24-24-24	1-1/2	1-7/8-12	1-1/2	4-15/16	2-7/8	2-1/16	2-9/16

2613 NPTF Male X NPTF Female X JIC Male



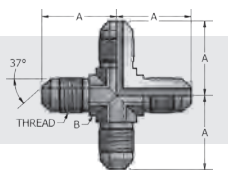
PART NUMBER	TUBE O.D.	NPTF MALE	NPTF FEMALE	A	B	C	D
2613-2-2-4	1/4	1/8	1/8	7/16-20	-	-	-
2613-4-4-6	3/8	1/4	1/4	9/16-18	-	-	-
2613-6-6-6	3/8	3/8	3/8	9/16-18	-	-	-
2613-6-6-8	1/2	3/8	3/8	3/4-16	-	-	-
2613-8-8-10	5/8	1/2	1/2	7/8-14	-	-	-
2613-12-2-12	3/4	3/4	3/4	1-1/16-12	-	-	-

HYDRAULIC ADAPTERS & TUBE FITTINGS



2650 Tube Cross

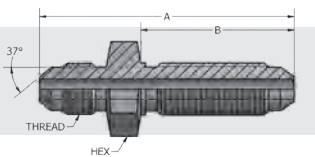
Available in 316 Stainless Steel



PART NUMBER	TUBE O.D.	JIC MALE	A	B
2650-4	1/4	7/16-20	55/64	7/16
2650-5	5/16	1/2-20	59/64	1/2
2650-6	3/8	9/16-18	1-1/32	9/16
2650-8	1/2	3/4-16	1-7/32	3/4
2650-10	5/8	7/8-14	1-27/64	7/8
2650-12	3/4	1-1/16-12	1-5/8	1-1/16
2650-14	7/8	1-3/16-12	1-23/32	1-3/16
2650-16	1	1-5/16-12	1-25/32	1-5/16
2650-20	1-1/4	1-5/8-12	1-1/32	1-5/8
2650-24	1-1/2	1-7/8-12	2-19/64	1-7/8

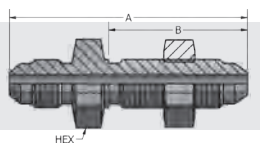
2700 Bulkhead Tube Union

Available in 316 Stainless Steel



PART NUMBER	TUBE O.D.	JIC MALE	A	B	HEX
2700-3	3/16	3/8-24	-	-	-
2700-4	1/4	7/16-20	2-3/64	1-13/64	11/16
2700-5	5/16	1/2-20	2-3/64	1-13/64	3/4
2700-6	3/8	9/16-18	2-7/32	1-9/32	13/16
2700-8	1/2	3/4-16	2-29/64	1-7/16	1
2700-10	5/8	7/8-14	2-23/32	1-37/64	1-1/8
2700-12	3/4	1-1/16-12	3-1/32	1-3/4	1-3/8
2700-14	7/8	1-3/16-12	3-1/16	1-3/4	1-1/2
2700-16	1	1-5/16-12	3-5/64	1-3/4	1-5/8
2700-20	1-1/4	1-5/8-12	3-5/32	1-51/64	1-7/8
2700-24	1-1/2	1-7/8-12	3-5/16	1-13/16	2-1/8

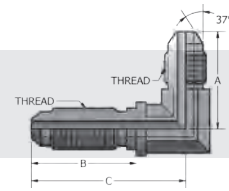
2700-LN Bulkhead Tube Union Lock Nut



PART NUMBER	TUBE O.D.	JIC MALE	A	B	HEX
2700-4-LN	1/4	7/16-20	-	-	-
2700-5-LN	5/16	1/2-20	-	-	-
2700-6-LN	3/8	9/16-18	-	-	-
2700-8-LN	1/2	3/4-16	-	-	-
2700-10-LN	5/8	7/8-14	-	-	-
2700-12-LN	3/4	1-1/16-12	-	-	-
2700-14-LN	7/8	1-3/16-12	-	-	-
2700-16-LN	1	1-5/16-12	-	-	-
2700-20-LN	1-1/4	1-5/8-12	-	-	-
2700-24-LN	1-1/2	1-7/8-12	-	-	-

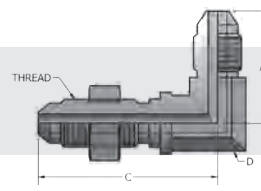
2701 Bulkhead Tube Elbow 90°

Available in 316 Stainless Steel



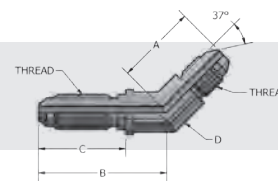
PART NUMBER	TUBE O.D.	JIC MALE	A	B	C	D MIN
2701-4	1/4	7/16-20	61/64	1-7/64	1-37/64	7/16
2701-5	5/16	1/2-20	1-1/64	1-7/64	1-39/64	1/2
2701-6	3/8	9/16-18	1-5/64	1-3/16	1-51/64	9/16
2701-8	1/2	3/4-16	1-11/32	1-3/8	2-3/32	3/4
2701-10	5/8	7/8-14	1-35/64	1-33/64	2-3/8	7/8
2701-12	3/4	1-1/16-12	1-49/64	1-11/16	2-21/32	1-1/16
2701-16	1	1-5/16-12	1-59/64	1-11/64	2-25/32	1-5/16
2701-20	1-1/4	1-5/8-12	2-5/32	1-47/64	3-7/64	1-5/8

2701-LN Bulkhead 90° Tube Union Lock Nut



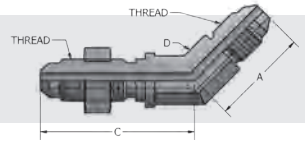
PART NUMBER	TUBE O.D.	JIC MALE	A	C	D
2701-4-LN	1/4	7/16-20	-	-	-
2701-5-LN	5/16	1/2-20	-	-	-
2701-6-LN	3/8	9/16-18	-	-	-
2701-8-LN	1/2	3/4-16	-	-	-
2701-10LN	5/8	7/8-14	-	-	-
2701-12-LN	3/4	1-1/16-12	-	-	-
2701-16-LN	1	1-5/16-12	-	-	-
2701-20-LN	1-1/4	1-5/8-12	-	-	-

2702 Bulkhead 45° Elbow



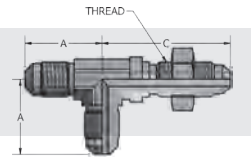
PART NUMBER	TUBE O.D.	JIC MALE	A	B	C	D
2702-4	1/4	7/16-20	45/64	1-17/32	1-7/64	7/16
2702-5	5/16	1/2-20	3/4	1-17/32	1-7/64	1/2
2702-6	3/8	9/16-18	13/16	1-9/64	1-3/16	9/16
2702-8	1/2	3/4-16	31/32	1-15/16	1-3/8	3/4
2702-10	5/8	7/8-14	1-3/32	2-11/64	1-33/64	7/8
2702-12	3/4	1-1/16-12	1-17/64	2-7/16	1-11/16	1-1/16
2702-16	1	1-5/16-12	1-29/64	2-9/16	1-11/16	1-5/16

2702-LN Bulkhead 45° Tube Elbow Lock Nut



PART NUMBER	TUBE O.D.	JIC MALE	A	C	D
2702-4-LN	1/4	7/16-20	-	-	-
2702-5-LN	5/16	1/2-20	-	-	-
2702-6-LN	3/8	9/16-18	-	-	-
2702-8-LN	1/2	3/4-16	-	-	-
2702-10-LN	5/8	7/8-14	-	-	-
2702-12-LN	3/4	1-1/16-12	-	-	-
2702-16-LN	1	1-5/16-12	-	-	-

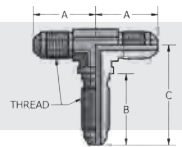
2704-LN Bulkhead Tube Tee Lock Nut



PART NUMBER	TUBE O.D.	JIC MALE	A	C
2704-4-LN	1/4	7/16-20	-	-
2704-6-LN	3/8	9/16-18	-	-
2704-8-LN	1/2	3/4-16	-	-
2704-10-LN	5/8	7/8-14	-	-
2704-12-LN	3/4	1-1/16-12	-	-
2704-16-LN	1	1-5/16-12	-	-

2703 Bulkhead Tee

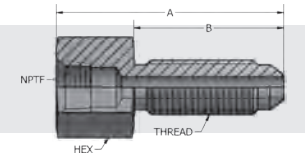
Available in 316 Stainless Steel



PART NUMBER	TUBE O.D.	JIC MALE	A	B	C
2703-4	1/4	7/16-20	61/64	1-7/64	1-37/64
2703-5	5/16	1/2-20	1-1/64	1-7/64	1-39/64
2703-6	3/8	9/16-16	1-5/64	1-3/16	1-51/64
2703-8	1/2	3/4-16	1-11/32	1-3/8	2-3/32
2703-10	5/8	7/8-14	1-35/64	1-33/64	1-3/8
2703-12	3/4	1-1/16-12	1-49/64	1-11/16	2-21/32
2703-16	1	1-5/16-12	1-59/64	1-11/16	2-25/32

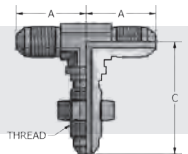
2705 Bulkhead Connector

Available in 316 Stainless Steel



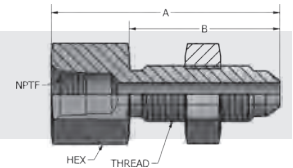
PART NUMBER	TUBE O.D.	NPTF FEMALE	JIC MALE	A	B	HEX
2705-2-4	1/4	1/8	7/16-20	-	-	-
2705-4-4	1/4	1/4	7/16-20	-	-	-
2705-4-6	3/8	1/4	9/16-18	-	-	-
2705-6-6	3/8	3/8	9/16-18	-	-	-
2705-6-8	1/2	3/8	3/4-16	-	-	-
2705-8-8	1/2	1/2	3/4-16	-	-	-
2705-8-10	5/8	1/2	7/8-14	-	-	-
2705-12-6	3/8	3/4	9/16-18	-	-	-
2705-12-12	3/4	3/4	1-1/16-12	-	-	-
2705-12-14	7/8	3/4	1-3/16-12	-	-	-
2705-16-16	1	1	1-5/16-12	-	-	-
2705-20-20	1-1/4	1-1/4	1-5/8-12	-	-	-

2703-LN Bulkhead Tube Tee Lock Nut



PART NUMBER	TUBE O.D.	JIC MALE	A	C
2703-4-LN	1/4	7/16-20	-	-
2703-6-LN	3/8	9/16-18	-	-
2703-8-LN	1/2	3/4-16	-	-
2703-10-LN	5/8	7/8-14	-	-
2703-12-LN	3/4	1-1/16-12	-	-

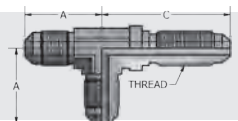
2705-LN Bulkhead Connector Lock Nut



PART NUMBER	TUBE O.D.	NPTF FEMALE	JIC MALE	A	B	HEX
2705-2-4-LN	1/4	1/8	7/16-20	-	-	-
2705-4-6-LN	3/8	1/4	9/16-18	-	-	-
2705-6-8-LN	1/2	3/8	3/4-16	-	-	-
2705-8-12-LN	3/4	1/2	1-1/16-12	-	-	-
2705-12-LN	3/4	3/4	1-1/16-12	-	-	-
2705-16-LN	1	1	1-5/16-12	-	-	-

2704 Bulkhead Tube Tee

Available in 316 Stainless Steel



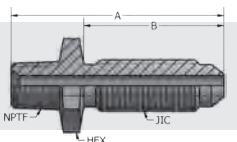
PART NUMBER	TUBE O.D.	JIC MALE	A	C
2704-4	1/4	7/16-20	-	-
2704-5	5/16	1/2-20	-	-
2704-6	3/8	9/16-18	-	-
2704-8	1/2	3/4-16	-	-
2704-10	5/8	7/8-14	-	-
2704-12	3/4	1-1/16-12	-	-
2704-16	1	1-5/16-12	-	-

HYDRAULIC ADAPTERS & TUBE FITTINGS



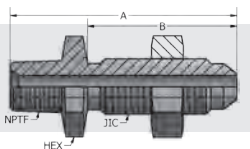
2706 Bulkhead X NPTF Male Connector

Available in 316 Stainless Steel



PART NUMBER	TUBE O.D.	NPTF MALE	JIC MALE	A	B	HEX
2706-2-4	1/4	1/8	7/16-20	-	-	-
2706-4-4	1/4	1/4	7/16-20	-	-	-
2706-4-6	3/8	1/4	9/16-18	-	-	-
2706-6-6	3/8	3/8	9/16-18	-	-	-
2706-6-8	1/2	3/8	3/4-16	-	-	-
2706-8-8	1/2	1/2	3/4-16	-	-	-
2706-8-10	5/8	1/2	7/8-14	-	-	-
2706-8-12	3/4	1/2	1-1/16-12	-	-	-
2706-12-12	3/4	3/4	1-1/16-12	-	-	-
2706-16-16	1	1	1-5/16-12	-	-	-
2706-20-20	1-1/4	1-1/4	1-5/8-12	-	-	-
2706-24-24	1-1/2	1-1/2	1-7/8-12	-	-	-
2706-32-32	2	2	2-1/2-12	-	-	-

2706-LN Bulkhead X NPTF Male Connector Lock Nut



PART NUMBER	TUBE O.D.	NPTF MALE	JIC MALE	A	B	HEX
2706-2-4-LN	1/4	1/8	7/16-20	-	-	-
2706-4-LN	1/4	1/4	7/16-20	-	-	-
2706-4-6-LN	3/8	1/4	9/16-18	-	-	-
2706-6-8-LN	1/2	3/8	3/4-16	-	-	-
2706-8-10-LN	5/8	1/2	7/8-14	-	-	-
2706-12-LN	3/4	3/4	1-1/16-12	-	-	-
2706-16-LN	1	1	1-5/16-12	-	-	-

4000 ORB O-Ring



PART NUMBER	ORB O-RING
4000-2	5/16-24
4000-3	3/8-24
4000-4	7/16-20
4000-5	1/2-20
4000-6	9/16-18
4000-8	3/4-16
4000-10	7/8-14
4000-12	1-1/16-12
4000-14	1-3/16-12
4000-16	1-5/16-12
4000-20	1-5/8-12
4000-24	1-7/8-12
4000-32	2-1/2-12

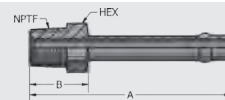
4001- VOR ORB O-Ring Viton



PART NUMBER	ORB O-RING
4001-4-VOR	7/16-20
4001-5-VOR	1/2-20
4001-6-VOR	9/16-18
4001-8-VOR	3/4-16
4001-10-VOR	7/8-14
4001-12-VOR	1-1/16-12
4001-14-VOR	1-3/16-12
4001-16-VOR	1-5/16-12
4001-20-VOR	1-5/8-12
4001-24-VOR	1-7/8-12
4001-32-VOR	2-1/2-12

4404 Straight Barb Hose Stem

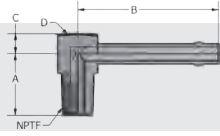
Available in 316 Stainless Steel



PART NUMBER	TUBE O.D.	NPTF MALE	HEX	A	B
4404-4-2	1/4	1/8	7/16	2-5/64	37/64
4404-5-2	5/16	1/8	7/16	2-5/64	37/64
4404-6-4	3/8	1/4	5/8	2-11/32	27/32
4404-6-6	3/8	3/8	-	-	-
4404-8-6	1/2	3/8	3/4	2-3/8	7/8
4404-10-6	5/8	3/8	-	-	-
4404-10-8	5/8	1/2	15/16	2-37/64	1-5/64
4404-12-8	3/4	1/2	-	-	-
4404-12-12	3/4	3/4	1-1/8	2-5/8	1-1/8
4404-16-12	1	3/4	-	-	-
4404-16-16	1	1	1-1/4	2-27/32	1-11/32
4404-20-20	1-1/4	1-1/4	1-3/4	2-57/64	1-25/64
4404-24-20	1-1/2	1-1/4	-	-	-
4404-24-24	1-1/2	1-1/2	2	2-15/16	1-7/16
4404-32-32	2	2	2-1/2	2-15/16	1-7/16

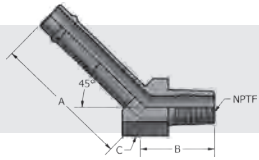
HYDRAULIC ADAPTERS & TUBE FITTINGS

4501 90° Barb Hose Stem



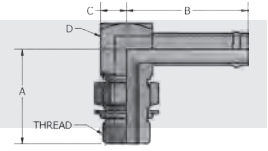
PART NUMBER	TUBE O.D.	NPTF MALE	A	B	C	D
4501-4-2	1/4	1/8	25/32	1-3/4	1/4	1/2
4501-4-4	1/4	1/4	-	-	-	-
4501-6-4	3/8	1/4	1-1/16	1-13/16	5/16	5/8
4501-6-6	3/8	3/8	-	-	-	-
4501-8-6	1/2	3/8	1-3/16	1-29/32	13/32	13/16
4501-8-8	1/2	1/2	-	-	-	-
4501-8-12	1/2	3/4	-	-	-	-
4501-10-6	5/8	3/8	-	-	-	-
4501-10-8	5/8	1/2	1-7/16	1-31/32	15/32	15/16
4501-12-6	3/4	3/8	-	-	-	-
4501-12-8	3/4	1/2	-	-	-	-
4501-12-12	3/4	3/4	1-19/32	2-1/16	9/16	1-1/8
4501-12-16	3/4	1	-	-	-	-
4501-16-12	1	3/4	-	-	-	-
4501-16-16	1	1	1-31/32	2-3/16	11/16	1-3/8
4501-20-16	1-1/4	1	-	-	-	-
4501-20-20	1-1/4	1-1/4	2-3/8	2-3/8	7/8	1-3/4
4501-24-24	1-1/2	1-1/2	2-5/8	2-1/2	1	2
4501-32-32	2	2	3	2-3/4	1-1/4	2-1/2

4503 45° Barb Hose Stem



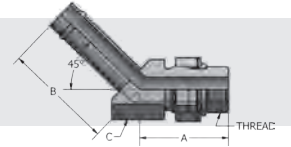
PART NUMBER	TUBE O.D.	NPTF MALE	A	B	C
4503-4-2	1/4	1/8	5/8	1-9/16	1/2
4503-5-2	5/16	1/8	5/8	1-9/16	1/2
4503-6-4	3/8	1/4	27/32	1-5/8	5/8
4503-8-6	1/2	3/8	15/16	1-11/16	13/16
4503-8-8	1/2	1/2	-	-	-
4503-10-6	5/8	3/8	1-5/32	1-23/32	15/16
4503-10-8	5/8	1/2	-	-	-
4503-12-8	3/4	1/2	-	-	-
4503-12-12	3/4	3/4	1-3/16	1-23/32	1-1/8
4503-16-12	1	3/4	-	-	-
4503-16-16	1	1	1-15/32	1-3/4	1-3/8
4503-20-20	1-1/4	1-1/4	1-21/32	1-13/16	1-3/4
4503-24-24	1-1/2	1-1/2	1-3/4	1-7/8	2
4503-32-32	2	2	2-3/32	2	2-1/2

4601 90° Barb Hose Stem



PART NUMBER	TUBE O.D.	ORB MALE	A	B	C	D
4601-4	1/4	7/16-20	1-1/64	1-3/4	1/4	1/3
4601-6	3/8	9/16-18	1-15/64	1-13/16	5/16	5/8
4601-8	1/2	3/4-16	1-7/16	1-29/32	13/32	13/16
4601-10-6	5/8	9/16-16	1-23/64	1-28/32	3/8	3/4
4601-10	5/8	7/8-14	1-11/16	1-31/32	15/32	15/16
4601-12-8	3/4	3/4-16	-	-	-	-
4601-12-10	3/4	7/8-14	-	-	-	-
4601-12	3/4	1-1/16-12	1-59/64	2-1/16	9/16	1-1/8
4601-16-12	1	1-1/16-12	-	-	-	-
4601-16-14	2	1-3/16-12	-	-	-	-
4601-16	1	1-5/16-12	2-1/32	2-3/16	11/16	1-3/8
4601-16-20	1	1-5/8-12	-	-	-	-
4601-20-16	1-1/4	1-5/16-12	-	-	-	-
4601-20	1-1/4	1-5/8-12	2-15/64	2-3/8	7/8	1-3/4
4601-20-24	1-1/4	1-7/8-12	-	-	-	-
4601-24	1-1/2	1-7/8-12	2-3/8	2-1/2	1	2
4601-32	2	2-1/2-12	2-7/8	2-13/16	1-5/16	2-5/8

4603 45° Barb Hose Stem

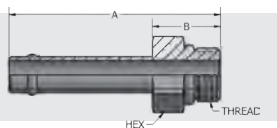


PART NUMBER	TUBE O.D.	ORB MALE	B	A	C
4603-4	1/4	7/16-20	1-9/16	1-1/32	1/2
4603-5	5/16	1/2-20	1-39/64	1-1/32	9/16
4603-6	3/8	9/16-18	1-19/32	1-1/8	5/8
4603-8	1/2	3/4-16	1-5/8	1-9/32	13/16
4603-10	5/8	7/8-14	1-39/64	1-1/2	15/16
4603-12-8	3/4	3/4-16	-	-	-
4603-12	3/4	1-1/16-12	1-45/64	1-23/32	1-1/8
4603-16-12	1	1-1/16-12	-	-	-
4603-16	1	1-5/16-12	1-55/64	1-27/32	1-3/8
4603-20	1-1/4	1-5/8-12	1-59/64	1-57/64	1-3/4
4603-24	1-1/2	1-7/8-12	1-31/32	1-57/64	2
4603-32	2	2-1/2-12	2-9/64	1-27/32	2-5/8

HYDRAULIC ADAPTERS & TUBE FITTINGS



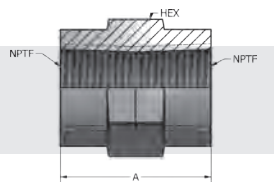
4604 Straight Barb Hose Stem



PART NUMBER	TUBE O.D.	ORB MALE	HEX	A	B
4604-4	1/4	7/16-20	9/16	2-7/64	39/64
4604-5	5/16	1/2-20	5/8	2-7/64	39/64
4604-6	3/8	9/16-18	11/16	2-3/16	11/16
4604-8	1/2	3/4-16	7/8	2-1/4	3/4
4604-10	5/8	7/8-14	1	2-5/16	13/16
4604-12-8	3/4	3/4-16	-	-	-
4604-12-12	3/4	1-1/16-12	-	-	-
4604-16-12	1	1-1/16-12	-	-	-
4604-16	1	1-5/16-12	1-1/2	2-1/2	1
4604-16-20	1	1-5/8-12	-	-	-
4604-20-16	1-1/4	1-5/16-12	-	-	-
4604-20	1-1/4	1-5/8-12	1-7/8	2-1/2	1
4604-24-20	1-1/2	1-5/8-12	-	-	-
4604-24	1-1/2	1-7/8-12	2-1/8	2-1/2	1
4604-32	2	2-1/2-12	2-3/4	2-1/2	1

5000 Female Pipe Coupling

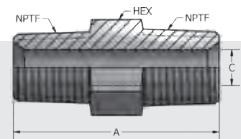
Available in 316 Stainless Steel



PART NUMBER	NPTF FEMALE	NPTF FEMALE	A	HEX
5000-2-2	1/8	1/8	7/8	9/16
5000-4-2	1/4	1/8	-	-
5000-4-4	1/4	1/4	1-1/8	3/4
5000-6-2	3/8	1/8	-	-
5000-6-4	3/8	1/4	-	-
5000-6-6	3/8	3/8	1-7/16	15/16
5000-8-4	1/2	1/4	-	-
5000-8-6	1/2	3/8	-	-
5000-8-8	1/2	1/2	1-5/8	1-1/8
5000-12-8	3/4	1/2	-	-
5000-12-12	3/4	3/4	2	1-3/8
5000-16-12	1	3/4	-	-
5000-16-16	1	1	2-1/8	1-5/8
5000-20-20	1-1/4	1-1/4	2-5/16	2
5000-24-20	1-1/2	1-1/4	-	-
5000-24-24	1-1/2	1-1/2	2-1/2	2-3/8
5000-32-32	2	2	-	-

5404 Male Pipe Coupling

Available in 316 Stainless Steel



PART NUMBER	NPTF MALE	NPTF MALE	A	HEX	C
5404-2-2	1/8	1/8	15/16	7/16	3/16
5404-4-2	1/4	1/8	-	-	-
5404-4-4	1/4	1/4	1-3/8	5/8	9/32
5404-6-2	3/8	1/8	-	-	-
5404-6-4	3/8	1/4	-	-	-
5404-6-6	3/8	3/8	1-17/32	3/4	13/32
5404-8-4	1/2	1/4	-	-	-
5404-8-6	1/2	3/8	-	-	-
5404-8-8	1/2	1/2	1-13/16	7/8	17/32
5404-12-6	3/4	3/8	-	-	-
5404-12-8	3/4	1/2	-	-	-
5404-12-12	3/4	3/4	1-7/8	1-1/8	23/32
5404-16-12	1	3/4	-	-	-
5404-16-16	1	1	2-7/3	1-3/8	15/16
5404-20-12	1-1/4	3/4	-	-	-
5404-20-16	1-1/4	1	-	-	-
5404-20-20	1-1/4	1-1/4	2-13/32	1-3/4	1-1/4
5404-24-12	1-1/2	3/4	-	-	-
5404-24-16	1-1/2	1	-	-	-
5404-24-24	1-1/2	1-1/2	2-19/32	2	1-1/2
5404-32-32	2	2	-	-	-

5404-N NPTF Male Nipple

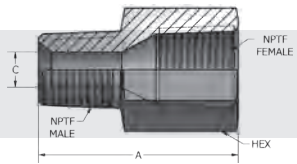
Available in 316 Stainless Steel



PART NUMBER	NPTF MALE	A
5404-N-2-CLS	1/8	-
5404-N-2-2	1/8	2.00
5404-N-2-2.5	1/8	2.50
5404-N-2-3	1/8	3.00
5404-N-2-4	1/8	4.00
5404-N-4-CLS	1/4	-
5404-N-4-2	1/4	2.00
5404-N-4-3	1/4	3.00
5404-N-4-4	1/4	4.00
5404-N-6-CLS	3/8	-
5404-N-6-2	3/8	2.00
5404-N-6-2.5	3/8	2.50
5404-N-6-3	3/8	3.00
5404-N-6-4	3/8	4.00
5404-N-6-6	3/8	6.00
5404-N-8-CLS	1/2	-
5404-N-8-2	1/2	2.00
5404-N-8-2.5	1/2	2.50
5404-N-8-3	1/2	3.00
5404-N-8-4	1/2	4.00
5404-N-12-CLS	3/4	-
5404-N-12-2	3/4	2.00
5404-N-12-3	3/4	3.00
5404-N-12-4	3/4	4.00
5404-N-16-CLS	1	-
5404-N-16-3	1	3.00
5404-N-20-CLS	1-1/4	-
5404-N-24-CLS	1-1/2	-

5405 Pipe Expansion Coupling

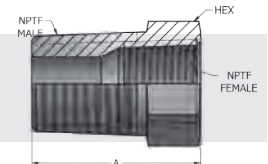
Available in 316 Stainless Steel



PART NUMBER	NPTF MALE	NPTF FEMALE	A	HEX	C
5405-2-2	1/8	1/8	1	9/16	9/32
5405-2-4	1/8	1/4	-	-	-
5405-2-8	1/8	1/2	-	-	-
5405-4-2	1/4	1/8	-	-	-
5405-4-4	1/4	1/4	-	-	-
5405-4-6	1/4	3/8	-	-	-
5405-4-8	1/4	1/2	-	-	-
5405-4-12	1/4	3/4	-	-	-
5405-6-4	3/8	1/4	1-5/16	3/4	13/32
5405-6-6	3/8	3/8	-	-	-
5405-6-8	3/8	1/2	-	-	-
5405-8-4	1/2	1/4	-	-	-
5405-8-6	1/2	3/8	1-11/16	7/8	17/32
5405-8-8	1/2	1/2	-	-	-
5405-8-12	1/2	3/4	-	-	-
5405-8-16	1/2	1	-	-	-
5405-12-8	3/4	1/2	1-13/16	1-1/8	11/16
5405-12-12	3/4	3/4	-	-	-
5405-12-16	3/4	1	-	-	-
5405-16-12	1	3/4	1-15/16	1-3/8	57/64
5405-16-16	1	1	-	-	-
5405-16-20	1	1-1/4	-	-	-
5405-20-16	1-1/4	1	2-1/8	1-3/4	1-1/8
5405-20-20	1-1/4	1-1/4	-	-	-
5405-20-24	1-1/4	1-1/2	-	-	-
5405-24-20	1-1/2	1-1/4	2-1/4	2	1-15/32
5405-24-24	1-1/2	1-1/2	-	-	-
5405-24-32	1-1/2	2	-	-	-

5406 Pipe-Reducer-Bushing

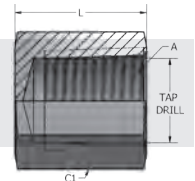
Available in 316 Stainless Steel



PART NUMBER	NPTF MALE	NPTF FEMALE	A	HEX
5406-4-2	1/4	1/8	25/32	9/16
5406-6-2	3/8	1/8	-	-
5406-6-4	3/8	1/4	25/32	3/4
5406-8-2	1/2	1/8	-	-
5406-8-4	1/2	1/4	-	-
5406-8-6	1/2	3/8	-	-
5406-12-4	3/4	1/4	-	-
5406-12-6	3/4	3/8	-	-
5406-12-8	3/4	1/2	-	-
5406-16-4	1	1/4	-	-
5406-16-6	1	3/8	-	-
5406-16-8	1	1/2	-	-
5406-16-12	1	3/4	-	-
5406-20-8	1-1/4	1/2	-	-
5406-20-12	1-1/4	3/4	-	-
5406-20-16	1-1/4	1	1-9/32	1-3/4
5406-24-12	1-1/2	3/4	-	-
5406-24-16	1-1/2	1	-	-
5406-24-20	1-1/2	1-1/4	1-5/16	2
5406-32-16	2	1	-	-
5406-32-20	2	1-1/4	-	-
5406-32-24	2	1-1/2	1-3/8	2-1/2

5406-C Heavy Duty Female Pipe Cap Nut

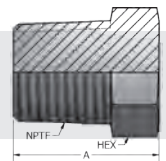
Available in 316 Stainless Steel



PART NUMBER	A NPTF	L	C1	TAP DRILL
5406-C-2	1/8-27	.69	.56	.33
5406-C-4	1/4-18	.92	.75	.43
5406-C-6	3/8-18	.97	.88	.57
5406-C-8	1/2-14	1.23	1.13	.70
5406-C-12	3/4-14	1.31	1.38	.91
5406-C-16	1-11-1/2	1.61	1.63	1.14

5406-P Pipe Plug

Available in 316 Stainless Steel



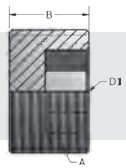
PART NUMBER	NPTF MALE	A	HEX
5406-2P	1/8	9/16	7/16
5406-4P	1/4	25/32	9/16
5406-6P	3/8	25/32	3/4
5406-8P	1/2	1	7/8
5406-12P	3/4	1-1/16	1-1/8
5406-16P	1	1-1/4	1-3/8
5406-20P	1-1/4	1-9/32	1-3/4
5406-24P	1-1/2	1-5/16	2
5406-32P	2	1-3/8	2-1/2

HYDRAULIC ADAPTERS & TUBE FITTINGS



5409 Hexagon Socket Male Pipe Plug

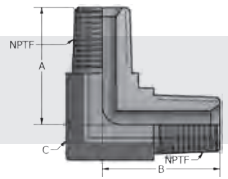
Available in 316 Stainless Steel



PART NUMBER	A NPTF	B	D1
5409-2	1/8-27	.30	.19
5409-4	1/4-18	.46	.25
5409-6	3/8-18	.46	.31
5409-8	1/2-14	.61	.38
5409-12	3/4-14	.62	.56
5409-16	1-11-1/2	.77	.63
5409-20	1-1/4-11-1/2	.80	.63

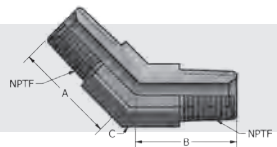
5500 Male Pipe Elbow 90°

Available in 316 Stainless Steel



PART NUMBER	NPTF MALE	NPTF MALE	A	B	C
5500-2-2	1/8	1/8	3/4	3/4	1/2
5500-4-2	1/4	1/8	-	-	-
5500-4-4	1/4	1/4	1-3/32	1-3/32	5/8
5500-6-4	3/8	1/4	-	-	-
5500-6-6	3/8	3/8	1-7/3	1-7/32	3/4
5500-8-6	1/2	3/8	-	-	-
5500-8-8	1/2	1/2	1-15/32	1-15/32	15/16
5500-12-8	3/4	1/2	-	-	-
5500-12-12	3/4	3/4	-	-	-
5500-16-12	1	3/4	-	-	-
5500-16	1	1	1-31/32	1-31/32	1-3/8
5500-20-20	1-1/4	1-1/4	2-3/8	2-3/8	1-3/4
5500-24-24	1-1/2	1-1/2	2-5/8	2-5/8	2
5500-32-32	2	2	-	-	-

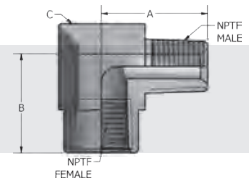
5501 45° NPTF Male Elbow



PART NUMBER	NPTF MALE	NPTF MALE
5501-2-2	1/8	1/8
5501-4-4	1/4	1/4
5501-6-6	3/8	3/8
5501-8-8	1/2	1/2
5501-12-12	3/4	3/4
5501-16-16	1	1

5502 Street Elbow 90°

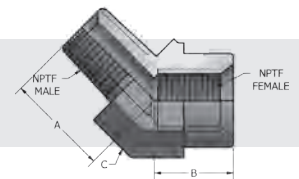
Available in 316 Stainless Steel



PART NUMBER	NPTF MALE	NPTF FEMALE	A	B	C
5502-2-2	1/8	1/8	13/16	21/32	5/8
5502-2-4	1/8	1/4	-	-	-
5502-4-2	1/4	1/8	-	-	-
5502-4-4	1/4	1/4	1-1/4	7/8	3/4
5502-4-6	1/4	3/8	-	-	-
5502-6-4	3/8	1/4	-	-	-
5502-6-6	3/8	3/8	1-1/4	15/16	7/8
5502-6-8	3/8	1/2	-	-	-
5502-8-4	1/2	1/4	-	-	-
5502-8-6	1/2	3/8	-	-	-
5502-8-8	1/2	1/2	1-1/2	1-1/8	1-1/8
5502-8-12	1/2	3/4	-	-	-
5502-12-8	3/4	1/2	-	-	-
5502-12-12	3/4	3/4	-	-	-
5502-16-12	1	3/4	-	-	-
5502-16-16	1	1	2-1/16	1-5/8	1-5/8
5502-20-20	1-1/4	1-1/4	2-7/16	1-23/32	2
5502-24-24	1-1/2	1-1/2	2-3/4	2-1/16	2-3/8
5502-32-32	2	2	3	2-3/8	2-7/8

5503 Street Elbow 45°

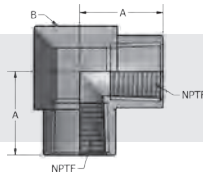
Available in 316 Stainless Steel



PART NUMBER	NPTF MALE	NPTF FEMALE	A	B	C HEX
5503-2	1/8	1/8	5/8	7/16	5/8
5503-4	1/4	1/4	15/16	9/16	11/16
5503-6	3/8	3/8	1-1/8	3/4	7/8
5503-8	1/2	1/2	1-3/16	1	1-1/8
5503-12	3/4	3/4	1-3/8	1-1/4	1-5/16
5503-16	1	1	1-5/8	1-3/8	1-5/8
5503-20	1-1/4	1-1/4	-	-	-
5503-24	1-1/2	1-1/2	-	-	-

5504 Female Pipe Elbow 90°

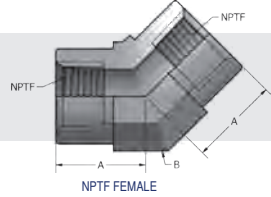
Available in 316 Stainless Steel



PART NUMBER	NPTF FEMALE	NPTF FEMALE	A	B
5504-2-2	1/8	1/8	11/16	5/8
5504-4-2	1/4	1/8	-	-
5504-4-4	1/4	1/4	13/16	3/4
5504-6-4	3/8	1/4	-	-
5504-6-6	3/8	3/8	15/16	7/8
5504-8-6	1/2	3/8	-	-
5504-8-8	1/2	1/2	1-1/8	1-1/8
5504-12-8	3/4	1/2	-	-
5504-12-12	3/4	3/4	1-5/16	1-3/8
5504-16-16	1	1	1-5/8	1-5/8
5504-20-20	1-1/4	1-1/4	1-3/4	2
5504-24-24	1-1/2	1-1/2	2	2-3/8
5504-32-32	2	2	-	-

5505 45° NPTF Female Elbow

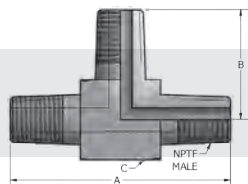
Available in 316 Stainless Steel



PART NUMBER	NPTF FEMALE	NPTF FEMALE
5505-2-2	1/8	1/8
5505-4-4	1/4	1/4
5505-6-6	3/8	3/8
5505-8-8	1/2	1/2
5505-12-12	3/4	3/4
5505-16-16	1	1

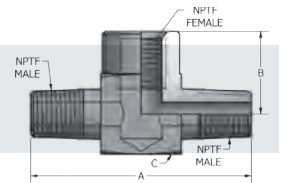
5600 NPTF Male Tee

Available in 316 Stainless Steel



PART NUMBER	NPTF MALE	A	B	C
5600-2	1/8	-	-	-
5600-4	1/4	-	-	-
5600-6	3/8	-	-	-
5600-8	1/2	-	-	-
5600-12	3/4	-	-	-
5600-16	1	-	-	-
5600-20	1-1/4	-	-	-

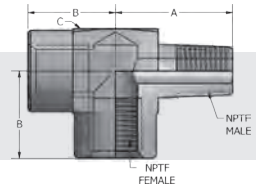
5601 NPTF Male X NPTF Male X NPTF Female Tee



PART NUMBER	NPTF MALE	NPTF MALE	NPTF FEMALE	A	B	C
5601-2	1/8	1/8	1/8	-	-	-
5601-4	1/4	1/4	1/4	-	-	-
5601-6	3/8	3/8	3/8	-	-	-
5601-8	1/2	1/2	1/2	-	-	-
5601-12	3/4	3/4	3/4	-	-	-
5601-16	1	1	1	-	-	-
5601-20	1-1/4	1-1/4	1-1/4	-	-	-
5601-24	1-1/2	1-1/2	1-1/2	-	-	-

5602 Service Tee

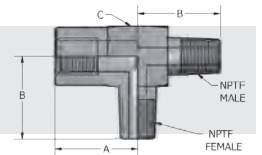
Available in 316 Stainless Steel



PART NUMBER	NPTF MALE	NPTF FEMALE	NPTF FEMALE	A	B	C
5602-2	1/8	1/8	1/8	13/16	21/32	5/8
5602-4	1/4	1/4	1/4	1-1/4	7/8	3/4
5602-6	3/8	3/8	3/8	1-1/4	15/16	7/8
5602-8	1/2	1/2	1/2	1-1/2	1-1/8	1-1/8
5602-12	3/4	3/4	3/4	1-5/8	1-5/16	1-3/8
5602-16	1	1	1	2-1/16	1-5/8	1-5/8
5602-20	1-1/4	1-1/4	1-1/4	2-7/16	1-23/32	2
5602-24	1-1/2	1-1/2	1-1/2	2-3/4	2-1/16	2-3/8
5602-32	2	2	2	3	2-3/8	2-7/8

5603 Male Female Run Tee

Available in 316 Stainless Steel



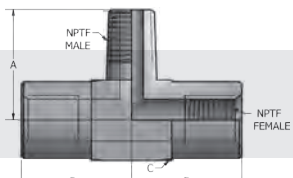
PART NUMBER	NPTF MALE	NPTF FEMALE	NPTF MALE	A	B	C
5603-2	1/8	1/8	1/8	21/32	13/16	5/8
5603-4	1/4	1/4	1/4	7/8	1-1/4	3/4
5603-6	3/8	3/8	3/8	15/16	1-1/4	7/8
5603-8	1/2	1/2	1/2	1-1/8	1-1/2	1-1/8
5603-12	3/4	3/4	3/4	1-5/8	1-5/8	1-3/8
5603-16	1	1	1	1-5/8	2-1/16	1-5/8
5603-20	1-1/4	1-1/4	1-1/4	1-23/32	2-7/16	2
5603-24	1-1/2	1-1/2	1-1/2	2-1/16	2-3/4	2-3/8

HYDRAULIC ADAPTERS & TUBE FITTINGS



5604 Male-Female Pipe Tee

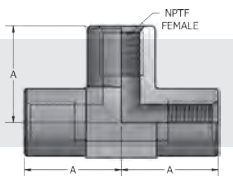
Available in 316 Stainless Steel



PART NUMBER	NPTF FEMALE	NPTF FEMALE	NPTF MALE	A	B	C
5604-2	1/8	1/8	1/8	13/16	21/32	5/8
5604-4	1/4	1/4	1/4	1-1/4	7/8	3/4
5604-6	3/8	3/8	3/8	1-1/4	15/16	7/8
5604-8	1/2	1/2	1/2	1-1/2	1-1/8	1-1/8
5604-12	3/4	3/4	3/4	1-5/8	1-5/16	1-3/8
5604-16	1	1	1	2-1/16	1-5/8	1-5/8
5604-20	1-1/4	1-1/4	1-1/4	2-7/16	1-23/32	2
5604-24	1-1/2	1-1/2	1-1/2	2-3/4	2-1/16	2-3/8

5605 Female Pipe Tee

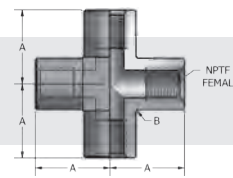
Available in 316 Stainless Steel



PART NUMBER	NPTF FEMALE	A	B
5605-2	1/8	11/16	5/8
5605-4	1/4	13/16	3/4
5605-6	3/8	15/16	7/8
5605-8	1/2	1-1/8	1-1/8
5605-12	3/4	1-5/16	1-3/8
5605-16	1	1-5/8	1-5/8
5605-20	1-1/4	1-3/4	2
5605-24	1-1/2	2	2-3/8
5605-32	2		

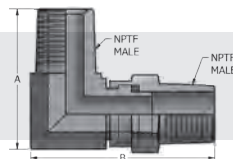
5652 Female Pipe Cross

Available in 316 Stainless Steel



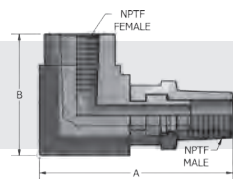
PART NUMBER	NPTF FEMALE	A	B
5652-2	1/8	11/16	5/8
5652-4	1/4	13/16	3/4
5652-6	3/8	15/16	7/8
5652-8	1/2	1-1/8	1-1/8
5652-12	3/4	1-5/16	1-3/8
5652-16	1	1-5/8	1-5/8
5652-20	1-1/4	1-3/4	2
5652-24	1-1/2	2	2-3/8
5652-32	2	-	-

5700 90° NPTF Male X NPTF Male Swivel



PART NUMBER	NPTF MALE	NPTF MALE	A	B
5700-4-4	1/4	1/4	-	-
5700-6-6	3/8	3/8	-	-
5700-8-8	1/2	1/2	-	-
5700-12-12	3/4	3/4	-	-

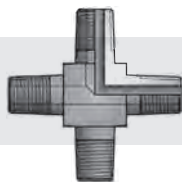
5702 90° NPTF Female X NPTF Male Swivel



PART NUMBER	NPTF FEMALE	NPTF MALE	A	B
5702-4-4	1/4	1/4	-	-
5702-6-6	3/8	3/8	-	-
5702-8-8	1/2	1/2	-	-
5702-12-12	3/4	3/4	-	-

5650 Male Pipe Cross

Available in 316 Stainless Steel

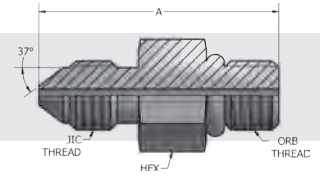


INFORMATION AVAILABLE UPON REQUEST.

CALL CUSTOMER SERVICE FOR DETAILS.

6400

Straight Connector Available in 316 Stainless Steel

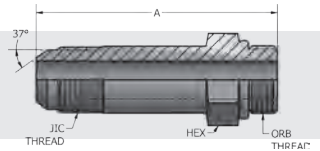


PART NUMBER	TUBE O.D.	JIC MALE	ORB MALE	A	HEX
6400-2-2	1/8	5/16-24	5/16-24	-	-
6400-3-2	3/16	3/8-24	5/16-24	-	-
6400-3-3	3/16	3/8-24	3/8-24	-	-
6400-4-2	1/4	7/16-20	5/16-24	-	-
6400-4-3	1/4	7/16-20	3/8-24	-	-
6400-4-4	1/4	7/16-20	7/16-20	1-1/16	9/16
6400-4-5	1/4	7/16-20	1/2-20	-	-
6400-4-6	1/4	7/16-20	9/16-18	-	-
6400-4-8	1/4	7/16-20	3/4-16	-	-
6400-4-10	1/4	7/16-20	7/8-14	-	-
6400-4-12	1/4	7/16-20	1-1/16-12	-	-
6400-5-2	5/16	1/2-20	5/16-24	-	-
6400-5-4	5/16	1/2-20	7/16-20	-	-
6400-5-5	5/16	1/2-20	1/2-20	1-1/16	5/8
6400-5-6	5/16	1/2-20	9/16-18	-	-
6400-5-8	5/16	1/2-20	3/4-16	-	-
6400-5-10	5/16	1/2-20	7/8-14	-	-
6400-6-4	3/8	9/16-18	7/16-20	-	-
6400-6-5	3/8	9/16-18	1/2-20	-	-
6400-6-6	3/8	9/16-18	9/16-18	1-3/16	11/16
6400-6-8	3/8	9/16-18	3/4-16	-	-
6400-6-10	3/8	9/16-18	7/8-14	-	-
6400-6-12	3/8	9/16-18	1-1/16-12	-	-
6400-6-16	3/8	9/16-18	1-5/16-12	-	-
6400-8-4	1/2	3/4-16	7/16-20	-	-
6400-8-5	1/2	3/4-16	1/2-20	-	-
6400-8-6	1/2	3/4-16	9/16-18	-	-
6400-8-8	1/2	3/4-16	3/4-16	1-11/32	7/8
6400-8-10	1/2	3/4-16	7/8-14	-	-
6400-8-12	1/2	3/4-16	1-1/16-12	-	-
6400-8-14	1/2	3/4-16	1-3/16-12	-	-

PART NUMBER	TUBE O.D.	JIC MALE	ORB MALE	A	HEX
6400-8-16	1/2	3/4-16	1-5/16-12	-	-
6400-8-20	1/2	3/4-16	1-5/8-12	-	-
6400-10-6	5/8	7/8-14	9/16-18	-	-
6400-10-8	5/8	7/8-14	3/4-16	-	-
6400-10-10	5/8	7/8-14	7/8-14	1-9/16	1
6400-10-12	5/8	7/8-14	1-1/16-12	-	-
6400-10-16	5/8	7/8-14	1-5/16-12	-	-
6400-12-8	3/4	1-1/16-12	3/4-16	-	-
6400-12-10	3/4	1-1/16-12	7/8-14	-	-
6400-12-12	3/4	1-1/16-12	1-1/16-12	1-27/32	1-1/4
6400-12-14	3/4	1-1/16-12	1-3/16-12	-	-
6400-12-16	3/4	1-1/16-12	1-5/16-12	-	-
6400-12-20	3/4	1-1/16-12	1-5/8-12	-	-
6400-14-12	7/8	1-3/16-12	1-1/16-12	-	-
6400-14-14	7/8	1-3/16-12	1-3/16-12	1-55/64	1-3/8
6400-14-16	7/8	1-3/16-12	1-5/16-12	-	-
6400-16-8	1	1-5/16-12	3/4-16	-	-
6400-16-10	1	1-5/16-12	7/8-14	-	-
6400-16-12	1	1-5/16-12	1-1/16-12	-	-
6400-16-14	1	1-5/16-12	1-3/16-12	-	-
6400-16-16	1	1-5/16-12	1-5/16-12	1-7/8	1-1/2
6400-16-20	1	1-5/16-12	1-5/8-12	-	-
6400-20-12	1-1/4	1-5/8-12	1-1/16-12	-	-
6400-20-16	1-1/4	1-5/8-12	1-5/16-12	-	-
6400-20-20	1-1/4	1-5/8-12	1-5/8-12	1-59/64	1-7/8
6400-20-24	1-1/4	1-5/8-12	1-7/8-12	-	-
6400-24-20	1-1/2	1-7/8-12	1-5/8-12	-	-
6400-24-24	1-1/2	1-7/8-12	1-7/8-12	2-3/64	2-1/8
6400-24-32	1-1/2	1-7/8-12	2-1/2-12	-	-
6400-32-24	2	2-1/2-12	1-7/8-12	-	-
6400-32-32	2	2-1/2-12	2-1/2-12	2-19/64	2-3/4

6400-L JIC Straight Connector Long

Available in 316 Stainless Steel



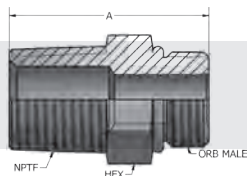
PART NUMBER	TUBE O.D.	JIC MALE	ORB MALE
6400-L-4-4	1/4	7/16-20	7/16-20
6400-L-5-5	5/16	1/2-20	1/2-20
6400-L-6-6	3/8	9/16-18	9/16-18
6400-L-8-8	1/2	3/4-16	3/4-16
6400-L-10-10	5/8	7/8-14	7/8-14
6400-L-12-12	3/4	1-1/16-12	1-1/16-12
6400-L-14-14	7/8	1-3/16-12	1-3/16-12
6400-L-16-16	1	1-5/16-12	1-5/16-12

HYDRAULIC ADAPTERS & TUBE FITTINGS



6401 Male ORB Adapter

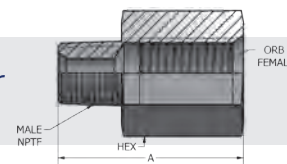
Available in 316 Stainless Steel



PART NUMBER	TUBE O.D.	ORB MALE	NPTF MALE	A	HEX
6401-4-2	1/4	7/16-20	1/8	15/16	9/16
6401-4-4	1/4	7/16-20	1/4	-	-
6401-5-2	5/16	1/2-20	1/8	15/16	5/8
6401-6-4	3/8	9/16-18	1/4	1-3/16	11/16
6401-6-6	3/8	9/16-18	3/8	-	-
6401-8-2	1/2	3/4-16	1/8	-	-
6401-8-4	1/2	3/4-16	1/4	-	-
6401-8-6	1/2	3/4-16	3/8	1-1/4	7/8
6401-8-8	1/2	3/4-16	1/2	-	-
6401-8-12	1/2	3/4-16	3/4	-	-
6401-8-16	1/2	3/4-16	1	-	-
6401-8-20	1/2	3/4-16	1-1/4	-	-
6401-8-24	1/2	3/4-16	1-1/2	-	-
6401-8-32	1/2	3/4-16	2	-	-
6401-10-8	5/8	7/8-14	1/2	1-9/16	1
6401-12-8	3/4	1-1/16-12	1/2	-	-
6401-12-12	3/4	1-1/16-12	3/4	1-47/64	1-1/4
6401-12-16	3/4	1-1/16-12	1	-	-
6401-16-16	1	1-5/16-12	1	1-29/64	1-1/2
6401-20-20	1-1/4	1-5/8-12	1-1/4	1-15/16	1-7/8
6401-24-24	1-1/2	1-7/8-12	1-1/2	1-63/64	2-1/8
6401-32-32	2	2-1/2-12	2	2	2-3/4

6404 Female ORB Adapter

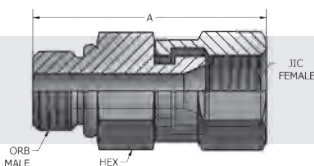
Available in 316 Stainless Steel



PART NUMBER	PORT SIZE	ORB FEMALE	NPTF MALE	A	HEX
6404-4-2	1/4	7/16-20	1/8	1-3/8	11/16
6404-4-4	1/4	7/16-20	1/4	-	-
6404-5-2	5/16	1/2-20	1/8	1-3/8	3/4
6404-6-4	3/8	9/16-18	1/4	1-35/84	7/8
6404-6-6	3/8	9/16-18	3/8	-	-
6404-6-8	3/8	9/16-18	1/2	-	-
6404-8-6	1/2	3/4-16	3/8	1-1/2	-
6404-8-8	1/2	3/4-16	1/2	-	-
6404-8-12	1/2	3/4-16	3/4	-	-
6404-10-6	5/8	7/8-14	3/8	-	-
6404-10-8	5/8	7/8-14	1/2	1-13/16	1-1/4
6404-12-8	3/4	1-1/16-12	1/2	-	-
6404-12-12	3/4	1-1/16-12	3/4	1-31/32	1-3/8
6404-14-12	7/8	1-3/16-12	3/4	2-1/32	1-1/2
6404-16-16	1	1-5/16-12	1	2-5/32	1-7/8
6404-20-20	1-1/4	1-5/8-12	1-1/4	2-1/4	2
6404-24-24	1-1/2	1-7/8-12	1-1/2	2-9/32	2-1/4
6404-32-32	2	2-1/2-12	2	2-5/16	2-7/8

6402 ORB Male X JIC Female

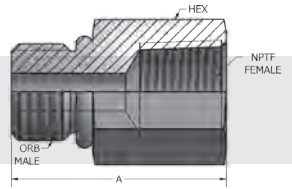
Available in 316 Stainless Steel



PART NUMBER	TUBE O.D.	ORB MALE	JIC FEMALE	A	HEX
6402-4-4	1/4	7/16-20	7/16-20	-	-
6402-6-6	3/8	9/16-18	9/16-18	-	-
6402-8-4	1/2	3/4-16	7/16-20	-	-
6402-8-5	1/2	3/4-16	1/2-20	-	-
6402-8-6	1/2	3/4-16	9/16-18	-	-
6402-8-8	1/2	3/4-16	3/4-16	-	-
6402-8-10	1/2	3/4-16	7/8-14	-	-
6402-8-12	1/2	3/4-16	1-1/16-12	-	-
6402-8-14	1/2	3/4-16	1-3/16-12	-	-
6402-8-16	1/2	3/4-16	1-5/16-12	-	-
6402-8-20	1/2	3/4-16	1-5/8-12	-	-
6402-10-10	5/8	7/8-14	7/8-14	-	-
6402-12-12	3/4	1-1/16-12	1-1/16-12	-	-
6402-16-16	1	1-5/16-12	1-5/16-12	-	-
6402-20-20	1-1/4	1-5/8-12	1-5/8-12	-	-

6405 Male ORB Connector

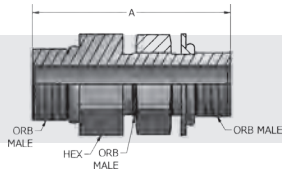
Available in 316 Stainless Steel



PART NUMBER	TUBE O.D.	ORB MALE	NPTF FEMALE	A	HEX
6405-4-2	1/4	7/16-20	1/8	31/32	9/16
6405-4-4	1/4	7/16-20	1/4	-	-
6405-5-2	5/16	1/2-20	1/8	1	5/8
6405-6-2	3/8	9/16-18	1/8	-	-
6405-6-4	3/8	9/16-18	1/4	1-9/32	3/4
6405-6-6	3/8	9/16-18	3/8	-	-
6405-6-8	3/8	9/16-18	1/2	-	-
6405-8-2	1/2	3/4-16	1/8	-	-
6405-8-4	1/2	3/4-16	1/4	-	-
6405-8-6	1/2	3/4-16	3/8	1-5/16	7/8
6405-8-8	1/2	3/4-16	1/2	-	-
6405-8-12	1/2	3/4-16	3/4	-	-
6405-8-16	1/2	3/4-16	1	-	-
6405-8-20	1/2	3/4-16	1-1/4	-	-
6405-8-24	1/2	3/4-16	1-1/2	-	-
6405-8-32	1/2	3/4-16	2	-	-
6405-10-4	5/8	7/8-14	1/4	-	-
6405-10-6	5/8	7/8-14	3/8	-	-
6405-10-8	5/8	7/8-14	1/2	1-35/64	1-1/8
6405-10-12	5/8	7/8-14	3/4	-	-
6405-12-6	3/4	1-1/16-12	3/8	-	-
6405-12-8	3/4	1-1/16-12	1/2	-	-
6405-12-12	3/4	1-1/16-12	3/4	1-55/64	1-3/8
6405-14-12	7/8	1-3/16-12	3/4	1-23/32	1-3/8
6405-16-8	1	1-5/16-12	1/2	-	-
6405-16-12	1	1-5/16-12	3/4	-	-
6405-16-16	1	1-5/16-12	1	1-29/32	1-5/8
6405-16-20	1	1-5/16-12	1-1/4	-	-
6405-20-16	1-1/4	1-5/8-12	1	-	-
6405-20-20	1-1/4	1-5/8-12	1-1/4	2-7/64	2
6405-20-24	1-1/4	1-5/8-12	1-1/2	-	-
6405-24-20	1-1/2	1-7/8-12	1-1/4	-	-
6405-24-24	1-1/2	1-7/8-12	1-1/2	2-7/64	2-3/8
6405-32-32	2	2-1/2-12	2	2-1/64	2-7/8

6407 ORB Bulkhead

Available in 316 Stainless Steel



PART NUMBER	TUBE O.D.	ORB MALE	ORB MALE	A	HEX
6407-4-4	1/4	7/16-20	7/16-20	-	-
6407-6-6	3/8	9/16-18	9/16-18	-	-
6407-8-8	1/2	3/4-16	3/4-16	-	-
6407-10-10	5/8	7/8-14	7/8-14	-	-
6407-12-12	3/4	1-1/16-12	1-1/16-12	-	-
6407-16-16	1	1-5/16-12	1-5/16-12	-	-
6407-20-20	1-1/4	1-5/8-12	1-5/8-12	-	-
6407-24-24	1-1/2	1-7/8-12	1-7/8-12	-	-

6408 Plug

Available in 316 Stainless Steel

PART NUMBER	TUBE O.D.	ORB MALE	A	HEX
6408-2	1/8	5/16-24	-	-
6408-3	3/16	3/8-24	-	-
6408-4	1/4	7/16-20	39/64	9/16
6408-5	5/16	1/2-20	39/64	5/8
6408-6	3/8	9/16-18	11/16	11/16
6408-8	1/2	3/4-16	3/4	7/8
6408-10	5/8	7/8-14	13/16	1
6408-12	3/4	1-1/16-12	1	1-1/4
6408-14	7/8	1-3/16-12	1	1-3/8
6408-16	1	1-5/16-12	1	1-1/2
6408-20	1-1/4	1-5/8-12	1	1-7/8
6408-24	1-1/2	1-7/8-12	1	2-1/8
6408-32	2	2-1/2-12	1	2-3/4

6409 ORB Hollow Hex Plug

Available in 316 Stainless Steel

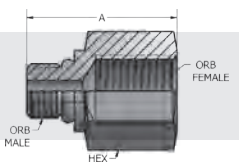
PART NUMBER	TUBE O.D.	ORB MALE	A
6409-2	1/8	5/16-24	-
6409-3	3/16	3/8-24	-
6409-4	1/4	7/16-20	-
6409-5	5/16	1/2-20	-
6409-6	3/8	9/16-18	-
6409-8	1/2	3/4-16	-
6409-10	5/8	7/8-14	-
6409-12	3/4	1-1/16-12	-
6409-14	7/8	1-3/16-12	-
6409-16	1	1-5/16-12	-
6409-20	1-1/4	1-5/8-12	-
6409-24	1-1/2	1-7/8-12	-
6409-32	2	2-1/2-12	-

HYDRAULIC ADAPTERS & TUBE FITTINGS



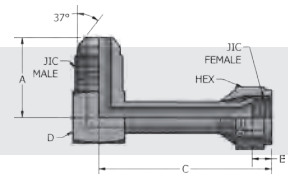
6410 ORB Port Bushing

Available in 316 Stainless Steel



PART NUMBER	TUBE O.D.	ORB MALE	ORB FEMALE	A	HEX
6410-4-6	1/4	7/16-20	9/16-18	-	-
6410-6-2	3/8	9/16-18	3/8-24	-	-
6410-6-4	3/8	9/16-18	7/16-20	31/32	11/16
6410-6-8	3/8	9/16-18	3/4-16	-	-
6410-8-4	1/2	3/4-16	7/16-20	-	-
6410-8-5	1/2	3/4-16	1/2-20	-	-
6410-8-6	1/2	3/4-16	9/16-18	1-1/16	7/8
6410-8-10	1/2	3/4-16	7/8-14	-	-
6410-8-12	1/2	3/4-16	1-1/16-12	-	-
6410-8-14	1/2	3/4-16	1-3/16-12	-	-
6410-8-16	1/2	3/4-16	1-5/16-12	-	-
6410-8-20	1/2	3/4-16	1-5/8-12	-	-
6410-10-6	5/8	7/8-14	9/16-18	-	-
6410-10-8	5/8	7/8-14	3/4-16	1-1/4	1
6410-10-12	5/8	7/8-14	1-1/16-12	-	-
6410-12-4	3/4	1-1/16-12	7/16-20	-	-
6410-12-8	3/4	1-1/16-12	3/4-16	-	-
6410-12-10	3/4	1-1/16-12	7/8-14	1-7/16	1-1/4
6410-12-16	3/4	1-1/16-12	1-5/16-12	-	-
6410-14-12	7/8	1-3/16-12	1-1/16-12	1-19/32	1-3/8
6410-16-8	1	1-5/16-12	3/4-16	-	-
6410-16-10	1	1-5/16-12	7/8-14	-	-
6410-16-12	1	1-5/16-12	1-1/16-12	-	-
6410-16-14	1	1-5/16-12	1-3/16-12	1-19/32	1-1/2
6410-16-20	1	1-5/16-12	1-5/8-12	-	-
6410-20-12	1-1/4	1-5/8-12	1-1/16-12	-	-
6410-20-16	1-1/4	1-5/8-12	1-5/16-12	1	1-7/8
6410-20-24	1-1/4	1-5/8-12	1-7/8-12	-	-
6410-24-12	1-1/2	1-7/8-12	1-1/16-12	-	-
6410-24-16	1-1/2	1-7/8-12	1-5/16-12	-	-
6410-24-20	1-1/2	1-7/8-12	1-5/8-12	1-19/32	2-1/8
6410-32-24	2	2-1/2-12	1-7/8-12	1	2-3/4

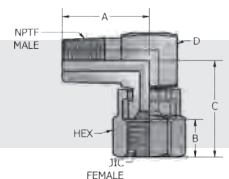
6500-L 90° Swivel Elbow Long



PART NUMBER	TUBE O.D.	JIC MALE	JIC FEMALE	A	B	C	D	HEX
6500-L-4	1/4	7/16-20	7/16-20	-	-	-	-	-
6500-L-6	3/8	9/16-18	9/16-18	-	-	-	-	-
6500-L-8	1/2	3/4-16	3/4-16	-	-	-	-	-
6500-L-10	5/8	7/8-14	7/8-14	-	-	-	-	-
6500-L-12	3/4	1-1/16-12	1-1/16-12	-	-	-	-	-

6501 90° Swivel Adapter

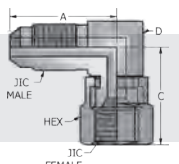
Available in 316 Stainless Steel



PART NUMBER	TUBE O.D.	NPTF MALE	JIC FEMALE	A	+015-000 C	D MIN	HEX
6501-2-4	1/4	1/8	7/16-20	25/32	.344	1	7/16 9/16
6501-2-5	5/16	1/8	1/2-20	25/32	.375	1-1/16	1/2 5/8
6501-4-4	1/4	1/4	7/16-20	-	-	-	-
6501-4-6	3/8	1/4	9/16-18	1-3/32	.375	1-1/4	9/16 11/16
6501-6	3/8	3/8	9/16-18	-	-	-	-
6501-6-8	1/2	3/8	3/4-16	1-7/32	.422	1-3/8	3/4 7/8
6501-8	1/2	1/2	3/4-16	-	-	-	-
6501-8-10	5/8	1/2	7/8-14	1-15/32	.500	1-5/8	7/8 1
6501-12-12	3/4	3/4	1-1/16-12	1-19/32	.562	1-3/4	1-1/16 1-1/4
6501-12-14	7/8	3/4	1-3/16-12	1-11/16	.578	1-25/32	1-3/16 1-3/8
6501-16-16	1	1	1-5/16-12	1-31/32	.594	2	1-5/16 1-1/2
6501-20-20	1-1/4	1-1/4	1-5/8-12	2-3/8	.625	2-5/16	1-5/8 2
6501-24-24	1-1/2	1-1/2	1-7/8-12	2-5/8	.734	2-19/32	1-7/8 2-1/4
6501-32-32	2	2	2-1/2-12	3	.938	3-3/8	2-1/2 2-7/8

6500 90° Swivel Elbow

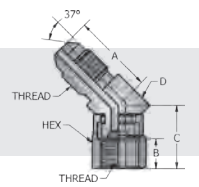
Available in 316 Stainless Steel



PART NUMBER	TUBE O.D.	JIC MALE	JIC FEMALE	A	+015-000 C	D MAX	HEX
6500-4	1/4	7/16-20	7/16-20	55/64	.344	1	9/16 9/16
6500-4-6	1/4	7/16-20	9/16-18	-	-	-	-
6500-5	5/16	1/2-20	1/2-20	59/64	.375	1-1/16	5/8 5/8
6500-6	3/8	9/16-18	9/16-18	1-1/32	.375	1-1/4	13/16 11/16
6500-6-8	3/8	9/16-18	3/4-16	-	-	-	-
6500-8-6	1/2	3/4-16	9/16-18	-	-	-	-
6500-8	1/2	3/4-16	3/4-16	1-7/32	.422	1-3/8	7/8 7/8
6500-8-10	1/2	3/4-16	7/8-14	-	-	-	-
6500-10-8	5/8	7/8-14	3/4-16	-	-	-	-
6500-10	5/8	7/8-14	7/8-14	1-27/64	.500	1-5/8	1-1/8 1
6500-12	3/4	1-1/16-12	1-1/16-12	1-5/8	.562	1-3/4	1-3/8 1-1/4
6500-14	7/8	1-3/16-12	1-3/16-12	1-23/32	.578	1-25/32	1-1/2 1-3/8
6500-16	1	1-5/16-12	1-5/16-12	1-25/32	.594	2	1-5/8 1-1/2
6500-20	1-1/4	1-5/8-12	1-5/8-12	2-1/32	.625	2-5/16	2-1/8 2
6500-24	1-1/2	1-7/8-12	1-7/8-12	2-19/64	.734	2-19/32	2-1/4 2-1/4
6500-32	2	2-1/2-12	2-1/2-12	3-1/32	.938	3-3/8	3-1/4 2-7/8

6502 45° Swivel Elbow

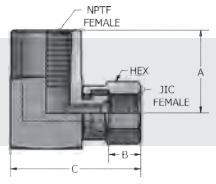
Available in 316 Stainless Steel



PART NUMBER	TUBE O.D.	JIC MALE	JIC FEMALE	A	B +015-000	C	D	HEX
6502-4	1/4	7/16-20	7/16-20	45/64	.344	15/16	1/2	9/16
6502-5	5/16	1/2-20	1/2-20	3/4	.375	1	9/16	5/8
6502-6	3/8	9/16-18	9/16-18	13/16	.375	1-1/8	5/8	11/16
6502-8	1/2	3/4-16	3/4-16	31/32	.422	1-9/32	13/16	7/8
6502-10	5/8	7/8-14	7/8-14	1-3/32	.500	1-7/16	15/16	1
6502-12	3/4	1-1/16-12	1-1/16-12	1-17/64	.562	1-1/2	1-1/8	1-1/4
6502-14	7/8	1-3/16-12	1-3/16-12	1-3/8	.578	1-5/8	1-1/4	1-3/8
6502-16	1	1-5/16-12	1-5/16-12	1-29/64	.594	1-3/4	1-3/8	1-1/2
6502-20	1-1/4	1-5/8-12	1-5/8-12	1-37/64	.625	2-1/32	1-3/4	2
6502-24	1-1/2	1-7/8-12	1-7/8-12	1-49/64	.734	2-1/4	2	2-1/4
6502-32	2	2-1/2-12	2-1/2-12	2-13/64	.938	2-29/32	2-5/8	2-7/8

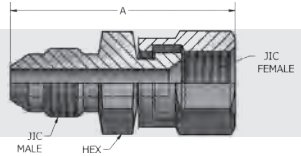
6503
90° NPTF Female
X JIC Female

Available in 316 Stainless Steel



PART NUMBER	TUBE O.D.	NPTF FEMALE	JIC FEMALE	A	B	C	HEX
6503-4-4	1/4	1/4	7/16-20	-	-	-	-
6503-6-6	3/8	3/8	9/16-18	-	-	-	-
6503-8-8	1/2	1/2	3/4-16	-	-	-	-
6503-12-12	3/4	3/4	1-1/16-12	-	-	-	-
6503-16-16	1	1	1-5/16-12	-	-	-	-

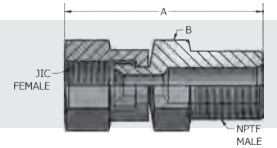
6504
JIC Male
X JIC Female



PART NUMBER	TUBE O.D.	JIC MALE	JIC FEMALE	A	HEX
6504-4-4	1/4	7/16-20	7/16-20	-	-
6504-6-6	3/8	9/16-18	9/16-18	-	-
6504-8-8	1/2	3/4-16	3/4-16	-	-
6504-10-10	5/8	7/8-14	7/8-14	-	-
6504-12-12	3/4	1-1/16-12	1-1/16-12	-	-
6504-16-16	1	1-5/16-12	1-5/16-12	-	-
6504-20-20	1-1/4	1-5/8-12	1-5/8-12	-	-

6505
NPTF Male
X JIC Female

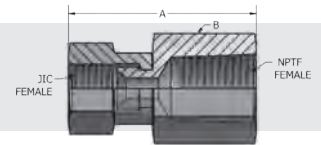
Available in 316 Stainless Steel



PART NUMBER	TUBE O.D.	NPTF MALE	JIC FEMALE	A	B
6505-2-4	1/4	1/8	7/16-20	-	-
6505-4-4	1/4	1/4	7/16-20	-	-
6505-4-5	5/16	1/4	1/2-20	-	-
6505-4-6	3/8	1/4	9/16-18	-	-
6505-6-6	3/8	3/8	9/16-18	-	-
6505-6-8	1/2	3/8	3/4-16	-	-
6505-8-8	1/2	1/2	3/4-16	-	-
6505-8-10	5/8	1/2	7/8-14	-	-
6505-12-12	3/4	3/4	1-1/16-12	-	-
6505-16-16	1	1	1-5/16-12	-	-
6505-20-20	1-1/4	1-1/4	1-5/8-12	-	-
6505-24-24	1-1/2	1-1/2	1-7/8-12	-	-
6505-32-32	2	2	2-1/2-12	-	-

6506
NPTF Female
X JIC Female

Available in 316 Stainless Steel



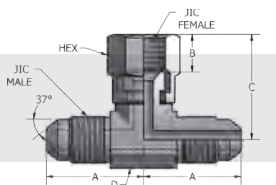
PART NUMBER	TUBE O.D.	NPTF FEMALE	JIC FEMALE	A	B
6506-2-4	1/4	1/8	7/16-20	-	-
6506-4-4	1/4	1/4	7/16-20	-	-
6506-4-6	3/8	1/4	9/16-18	-	-
6506-6-6	3/8	3/8	9/16-18	-	-
6506-6-8	1/2	3/8	3/4-16	-	-
6506-8-6	3/8	1/2	9/16-18	-	-
6506-8-8	1/2	1/2	3/4-16	-	-
6506-8-10	5/8	1/2	7/8-14	-	-
6506-12-10	5/8	3/4	7/8-14	-	-
6506-12-12	3/4	3/4	1-1/16-12	-	-
6506-12-14	7/8	3/4	1-3/16-12	-	-
6506-16-16	1	1	1-5/16-12	-	-
6506-20-20	1-1/4	1-1/4	1-5/8-12	-	-
6506-24-24	1-1/2	1-1/2	1-7/8-12	-	-
6506-32-32	2	2	2-1/2-12	-	-

HYDRAULIC ADAPTERS & TUBE FITTINGS



6600 Swivel Tee-Outlet

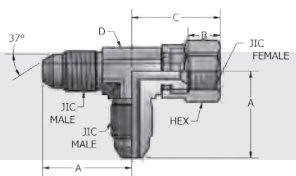
Available in 316 Stainless Steel



PART NUMBER	TUBE O.D.	JIC MALE	JIC MALE	JIC FEMALE	A	B +015 -000	C	D MAX	HEX
6600-4	1/4	7/16-20	7/16-20	7/16-20	55/64	.344	1	9/16	9/16
6600-5	5/16	1/2-20	1/2-20	1/2-20	59/64	.375	1-1/16	5/8	5/8
6600-6	3/8	9/16-18	9/16-18	9/16-18	1-1/32	.375	1-1/4	13/16	11/16
6600-8	1/2	3/4-16	3/4-16	3/4-16	1-7/32	.422	1-3/8	7/8	7/8
6600-10	5/8	7/8-14	7/8-14	7/8-14	1-27/64	.500	1-5/8	1-1/8	1
6600-12	3/4	1-1/16-12	1-1/16-12	1-1/16-12	1-5/8	.562	1-3/4	1-3/8	1-1/4
6600-14	7/8	1-3/16-12	1-3/16-12	1-3/16-12	1-23/32	.578	1-25/32	1-1/2	1-3/8
6600-16	1	1-5/16-12	1-5/16-12	1-5/16-12	1-25/32	.594	2	1-5/8	1-1/2
6600-20	1-1/4	1-5/8-12	1-5/8-12	1-5/8-12	2-1/32	.625	2-5/16	2-1/8	2
6600-24	1-1/2	1-7/8-12	1-7/8-12	1-7/8-12	2-19/64	.734	2-19/32	2-1/4	2-1/4
6600-32	2	2-1/2-12	2-1/2-12	2-1/2-12	3-1/32	.938	3-3/8	3-1/4	2-7/8

6602 Swivel Tee-Run

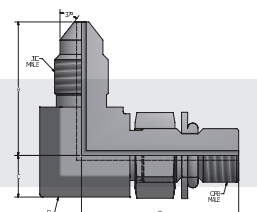
Available in 316 Stainless Steel



PART NUMBER	TUBE O.D.	JIC MALE	JIC FEMALE	JIC MALE	A	B +015 -000	C	D MAX	HEX
6602-4	1/4	7/16-20	7/16-20	7/16-20	55/64	.344	1	9/16	9/16
6602-5	5/16	1/2-20	1/2-20	1/2-20	59/64	.375	1-1/16	5/8	5/8
6602-6	3/8	9/16-18	9/16-18	9/16-18	1-1/32	.375	1-1/4	13/16	11/16
6602-8	1/2	3/4-16	3/4-16	3/4-16	1-7/32	.422	1-3/8	7/8	7/8
6602-8-8-12	1/2	3/4-16	3/4-16	1-1/16-12	-	-	-	-	-
6602-10	5/8	7/8-14	7/8-14	7/8-14	1-27/64	.500	1-5/8	1-1/8	1
6602-12	3/4	1-1/16-12	1-1/16-12	1-1/16-12	1-5/8	.52	1-3/4	1-3/8	1-1/4
6602-14	7/8	1-3/16-12	1-3/16-12	1-3/16-12	1-23/32	.578	1-25/32	1-1/2	1-3/8
6602-16	1	1-5/16-12	1-5/16-12	1-5/16-12	1-25/32	.594	2	1-5/8	1-1/2
6602-20	1-1/4	1-5/8-12	1-5/8-12	1-5/8-12	2-1/32	.625	2-5/16	2-1/8	2
6602-24	1-1/2	1-7/8-12	1-7/8-12	1-7/8-12	2-19/64	.734	2-19/32	2-1/4	2-1/4
6602-32	2	2-1/2-12	2-1/2-12	2-1/2-12	3-1/32	.938	3-3/8	3-1/4	2-7/8

6801 90° Adjustable Elbow

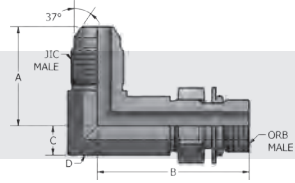
Available in 316 Stainless Steel



PART NUMBER	TUBE O.D.	JIC MALE	ORB MALE	A	B	C	D MAX
6801-2	1/8	5/16-24	5/16-24	-	-	-	-
6801-3	3/16	3/8-24	3/8-24	-	-	-	-
6801-4	1/4	7/16-20	7/16-20	55/64	1-1/64	9/32	9/16
6801-4-5	1/4	7/16-20	1/2-20	-	-	-	-
6801-4-6	1/4	7/16-20	9/16-18	-	-	-	-
6801-4-8	1/4	7/16-20	3/4-16	-	-	-	-
6801-5-4	5/16	1/2-20	7/16-20	-	-	-	-
6801-5	5/16	1/2-20	1/2-20	59/64	1-5/64	5/16	5/8
6801-5-6	5/16	1/2-20	9/16-18	-	-	-	-
6801-6-4	3/8	9/16-18	7/16-20	-	-	-	-
6801-6-5	3/8	9/16-18	1/2-20	-	-	-	-
6801-6	3/8	9/16-18	9/16-18	1-1/32	1-15/64	13/32	13/16
6801-6-8	3/8	9/16-18	3/4-16	-	-	-	-
6801-6-10	3/8	9/16-18	7/8-14	-	-	-	-
6801-8-6	1/2	3/4-16	9/16-18	-	-	-	-
6801-8	1/2	3/4-16	3/4-16	1-7/32	1-7/16	7/16	7/8
6801-8-10	1/2	3/4-16	7/8-14	-	-	-	-
6801-8-12	1/2	3/4-16	1-1/16-12	-	-	-	-
6801-10-6	5/8	7/8-14	9/16-18	-	-	-	-
6801-10-8	5/8	7/8-14	3/4-16	-	-	-	-
6801-10	5/8	7/8-14	7/8-14	1-27/64	1-11/16	9/16	1-1/8
6801-10-12	5/8	7/8-14	1-1/16-12	-	-	-	-
6801-12-8	3/4	1-1/16-12	3/4-16	-	-	-	-
6801-12-10	3/4	1-1/16-12	7/8-14	-	-	-	-
6801-12	3/4	1-1/16-12	1-1/16-12	1-5/8	1-59/64	11/16	1-3/8
6801-12-14	3/4	1-1/16-12	1-3/16-12	-	-	-	-
6801-12-16	3/4	1-1/16-12	1-5/16-12	-	-	-	-
6801-12-20	3/4	1-1/16-12	1-5/8-12	-	-	-	-
6801-14-12	7/8	1-3/16-12	1-1/16-12	-	-	-	-
6801-14	7/8	1-3/16-12	1-3/16-12	1-23/32	1-63/64	3/4	1-1/2
6801-16-12	1	1-5/16-12	1-1/16-12	-	-	-	-
6801-16-14	1	1-5/16-12	1-3/16-12	-	-	-	-
6801-16	1	1-5/16-12	1-5/16-12	1-25/32	2-1/32	13/16	1-5/8
6801-16-20	1	1-5/16-12	1-5/8-12	-	-	-	-
6801-20-16	1-1/4	1-5/8-12	1-5/16-12	-	-	-	-
6801-20	1-1/4	1-5/8-12	1-5/8-12	2-1/32	2-15/64	1-1/16	2-1/8
6801-20-24	1-1/4	1-5/8-12	1-7/8-12	-	-	-	-
6801-24-20	1-1/2	1-7/8-12	1-5/8-12	-	-	-	-
6801-24	1-1/2	1-7/8-12	1-7/8-12	2-19/64	2-3/8	1-1/8	2-1/4
6801-32	2	2-1/2-12	2-1/2-12	3-1/3	2-7/8	1-5/8	3-1/4

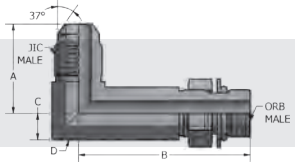
6801-L Adjustable Elbow Long

Available in 316 Stainless Steel



PART NUMBER	TUBE O.D.	JIC MALE	ORB MALE	A	B	C	D
6801-L-6	3/8	9/16-18	9/16-18	-	-	-	-
6801-L-8	1/2	3/4-16	3/4-16	-	-	-	-
6801-L-10	5/8	7/8-14	7/8-14	-	-	-	-
6801-L-12	3/4	1-1/16-12	1-1/16-12	-	-	-	-
6801-L-16	1	1-5/16-12	1-5/16-12	-	-	-	-

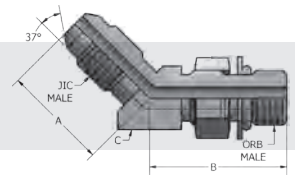
6801-LL Adjustable Elbow Extra Long



PART NUMBER	TUBE O.D.	JIC MALE	ORB MALE	A	B	C	D
6801-LL-6	3/8	9/16-18	9/16-18	-	-	-	-
6801-LL-8	1/2	3/4-16	3/4-16	-	-	-	-
6801-LL-10	5/8	7/8-14	7/8-14	-	-	-	-
6801-LL-12	3/4	1-1/16-12	1-1/16-12	-	-	-	-
6801-LL-16	1	1-5/16-12	1-5/16-12	-	-	-	-

6802 45° Adjustable Elbow

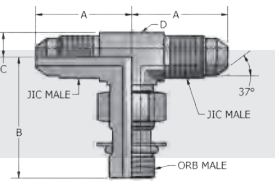
Available in 316 Stainless Steel



PART NUMBER	TUBE O.D.	JIC MALE	ORB MALE	A	B	C MAX
6802-4	1/4	7/16-20	7/16-20	45/64	1-1/32	9/16
6802-5	5/16	1/2-20	1/2-20	3/4	1-1/32	5/8
6802-6-4	3/8	9/16-18	7/16-20	-	-	-
6802-6	3/8	9/16-18	9/16-18	13/16	1-1/8	13/16
6802-6-8	3/8	9/16-18	3/4-16	-	-	-
6802-8-6	1/2	3/4-16	9/16-18	-	-	-
6802-8	1/2	3/4-16	3/4-16	31/32	1-9/32	7/8
6802-8-10	1/2	3/4-16	7/8-14	-	-	-
6802-10-8	5/8	7/8-14	3/4-16	-	-	-
6802-10	5/8	7/8-14	7/8-14	1-3/32	1-1/2	1-1/8
6802-10-12	5/8	7/8-14	1-1/16-12	-	-	-
6802-12-10	3/4	1-1/16-12	7/8-14	-	-	-
6802-12	3/4	1-1/16-12	1-1/16-12	1-17/64	1-23/32	1-3/8
6802-12-16	3/4	1-1/16-12	1-5/16-12	-	-	-
6802-14	7/8	1-3/16-12	1-3/16-12	1-3/8	1-25/32	1-1/2
6802-16-12	1	1-5/16-12	1-1/16-12	-	-	-
6802-16	1	1-5/16-12	1-5/16-12	1-29/64	1-27/32	1-5/8
6802-20	1-1/4	1-5/8-12	1-5/8-12	1-37/64	1-57/64	2-1/8
6802-24	1-1/2	1-7/8-12	1-7/8-12	1-49/64	1-57/64	2-1/4
6802-32	2	2-1/2-12	2-1/2-12	2-13/64	1-27/32	3-1/4

6803 Run Tee Adjustable

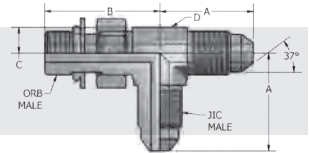
Available in 316 Stainless Steel



PART NUMBER	TUBE O.D.	JIC MALE	JIC MALE	ORB MALE	A	B	C
6803-4	1/4	7/16-20	7/16-20	7-16/20	55/64	1-1/64	9/32
6803-5	5/16	1/2-20	1/2-20	1/2-20	59/64	1-5/64	5/16
6803-6	3/8	9/16-18	9/16-18	9/16-18	1-1/32	1-15/64	13/32
6803-8	1/2	3/4-16	3/4-16	3/4-16	1-7/3	1-7/16	7/16
6803-10	5/8	7/8-14	7/8-14	7/8-14	1-27/64	1-11/16	9/16
6803-12	3/4	1-1/16-12	1-1/16-12	1-1/16-12	1-5/8	1-59/64	11/16
6803-14	7/8	1-3/16-12	1-3/16-12	1-3/16-12	1-23/32	1-63/64	3/4
6803-16	1	1-5/16-12	1-5/16-12	1-5/16-12	1-25/32	2-1/32	13/16
6803-20	1-1/4	1-5/8-12	1-5/8-12	1-5/8-12	2-1/32	2-15/64	1-1/16
6803-24	1-1/2	1-7/8-12	1-7/8-12	1-7/8-12	2-19/64	2-3/8	1-1/8
6803-32	2	2-1/2-12	2-1/2-12	2-1/2-12	3-1/32	2-7/8	1-5/8

6804 Adjustable Tee

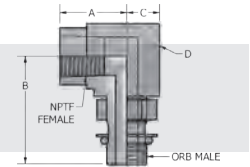
Available in 316 Stainless Steel



PART NUMBER	TUBE O.D.	JIC MALE	ORB MALE	JIC MALE	A	B	C	D MAX
6804-4	1/4	7/16-20	7/16-20	7/16-20	55/64	1-1/64	9/32	9/16
6804-5	5/16	1/2-20	1/2-20	1/2-20	59/64	1-5/64	5/16	5/8
6804-6	3/8	9/16-18	9/16-18	9/16-18	1-1/32	1-15/64	13/32	13/16
6804-8	1/2	3/4-16	3/4-16	3/4-16	1-7/32	1-7/16	7/16	7/8
6804-10	5/8	7/8-14	7/8-14	7/8-14	1-27/64	1-11/16	9/16	1-1/8
6804-12	3/4	1-1/16-12	1-1/16-12	1-1/16-12	1-5/8	1-59/64	11/16	1-3/8
6804-14	7/8	1-3/16-12	1-3/16-12	1-3/16-12	1-23/32	1-63/64	3/4	1-1/2
6804-16	1	1-5/16-12	1-5/16-12	1-5/16-12	1-25/32	2-1/32	13/16	1-5/8
6804-20	1-1/4	1-5/8-12	1-5/8-12	1-5/8-12	2-1/32	2-15/64	1-1/16	2-1/8
6804-24	1-1/2	1-7/8-12	1-7/8-12	1-7/8-12	2-19/64	2-3/8	1-1/8	2-1/4
6804-32	2	2-1/2-12	2-1/2-12	2-1/2-12	3-1/32	2-7/8	1-5/8	3-1/4

6805 90° Adjustable Female Adapter

Available in 316 Stainless Steel

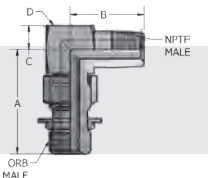


PART NUMBER	TUBE O.D.	ORB MALE	NPTF FEMALE	A	B	C	D
6805-4-2	1/4	7/16-20	1/8	41/64	1-5/64	5/16	5/8
6805-5-2	5/16	1/2-20	1/8	41/64	1-7/64	5/16	5/8
6805-6-4	3/8	9/16-18	1/4	13/16	1-15/64	3/8	3/4
6805-8-6	1/2	3/4-16	3/8	31/32	1-15/32	7/16	7/8
6805-10-6	5/8	7/8-14	3/8	-	-	-	-
6805-10-8	5/8	7/8-14	1/2	1-1/8	1-25/32	9/16	1-1/8
6805-12	3/4	1-1/16-12	3/4	-	-	-	-
6805-14-12	7/8	1-3/16-12	3/4	1-11/32	2-3/64	11/16	1-3/8
6805-16-12	1	1-5/16-12	3/4	-	-	-	-
6805-16	1	1-5/16-12	1	-	-	-	-
6805-20	1-1/4	1-5/8-12	1-1/4	-	-	-	-
6805-24	1-1/2	1-7/8-12	1-1/2	-	-	-	-
6805-32	2	2-1/2-12	2	-	-	-	-

HYDRAULIC ADAPTERS & TUBE FITTINGS

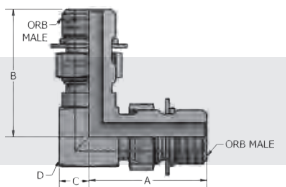


6806 90° Adjustable Male Elbow



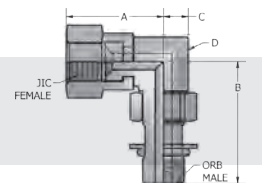
PART NUMBER	TUBE O.D.	ORB MALE	NPTF MALE	A	B	C	D
6806-4-2	1/4	7/16-20	1/8	25/32	1-1/64	1/4	1/2
6806-4-4	1/4	7/16-20	1/4	-	-	-	-
6806-5-2	5/16	1/2-20	1/8	25/32	1-5/64	9/32	9/16
6806-6-4	3/8	9/16-18	1/4	1-1/32	1-15/64	5/16	5/8
6806-6-6	3/8	9/16-18	3/8	-	-	-	-
6806-8-6	1/2	3/4-16	3/8	1-7/32	1-7/16	13/32	13/16
6806-8-8	1/2	3/4-16	1/2	-	-	-	-
6806-10-8	5/8	7/8-14	1/2	1-7/16	1-11/16	15/32	15/16
6806-12-12	3/4	1-1/16-12	3/4	1-19/32	1-59/64	9/16	1-1/8
6806-14-12	7/8	1-3/16-12	3/4	1-1/32	1-63/64	5/8	1-1/4
6806-16-16	1	1-5/16-12	1	1-31/32	2-1/32	11/16	1-3/8
6806-20-20	1-1/4	1-5/8-12	1-1/4	2-3/8	2-15/64	7/8	1-3/4
6806-24-24	1-1/2	1-7/8-12	1-1/2	2-5/8	2-3/8	1	2
6806-32-32	2	2-1/2-12	2	3-1/16	2	1-5/16	2-5/8

6807 90° ORB Male Adjustable



PART NUMBER	TUBE O.D.	ORB MALE	ORB MALE	A	B	C	D
6807-4-4	1/4	7/16-20	7/16-20	-	-	-	-
6807-6-6	3/8	9/16-18	9/16-18	-	-	-	-
6807-8-8	1/2	3/4-16	3/4-16	-	-	-	-
6807-10-10	5/8	7/8-14	7/8-14	-	-	-	-
6807-12-12	3/4	1-1/16-12	1-1/16-12	-	-	-	-
6807-16-16	1	1-5/16-12	1-5/16-12	-	-	-	-
6807-20-20	1-1/4	1-5/8-12	1-5/8-12	-	-	-	-
6807-24-24	1-1/2	1-7/8-12	1-7/8-12	-	-	-	-

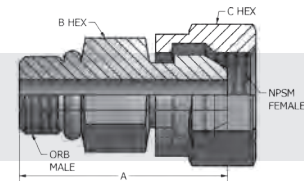
6809 90° ORB Male Adjustable X JIC Female



PART NUMBER	TUBE O.D.	ORB MALE	JIC FEMALE	A	B	C	D
6809-4-4	1/4	7/16-20	7/16-20	-	-	-	-
6809-6-6	3/8	9/16-18	9/16-18	-	-	-	-
6809-8-8	1/2	3/4-16	3/4-16	-	-	-	-
6809-10-10	5/8	7/8-14	7/8-14	-	-	-	-
6809-12-12	3/4	1-1/16-12	1-1/16-12	-	-	-	-
6809-16-16	1	1-5/16-12	1-5/16-12	-	-	-	-
6809-20-20	1-1/4	1-5/8-12	1-5/8-12	-	-	-	-

6900 Boss Type Union Adapter

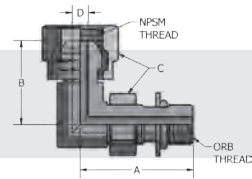
Available in 316 Stainless Steel



PART NUMBER	TUBE O.D.	ORB MALE	NPSM FEMALE	A	B HEX	C HEX
6900-4-4	1/4	7/16-20	1/4	1.050	9/16	11/16
6900-5-4	5/16	1/2-20	1/4	-	-	-
6900-6-4	3/8	9/16-18	1/4	-	-	-
6900-6-6	3/8	9/16-18	3/8	1.140	11/16	7/8
6900-6-8	3/8	9/16-18	1/2	-	-	-
6900-8-4	1/2	3/4-16	1/4	-	-	-
6900-8-6	1/2	3/4-16	3/8	-	-	-
6900-8-8	1/2	3/4-16	1/2	1.234	7/9	1
6900-8-12	1/2	3/4-16	3/4	-	-	-
6900-10-6	5/8	7/8-14	3/8	-	-	-
6900-10-8	5/8	7/8-14	1/2	-	-	-
6900-10-12	5/8	7/8-14	3/4	-	-	-
6900-12-8	3/4	1-1/16-12	1/2	-	-	-
6900-12-12	3/4	1-1/16-12	3/4	1.580	1-1/4	1-1/4
6900-12-16	3/4	1-1/16-12	1	-	-	-
6900-14-12	7/8	1-3/16-12	3/4	-	-	-
6900-16-12	1	1-5/16-12	3/4	-	-	-
6900-16-16	1	1-5/16-12	1	1.657	1-1/2	1-1/2
6900-20-12	1-1/4	1-5/8-12	3/4	-	-	-
6900-20-16	1-1/4	1-5/8-12	1	-	-	-
6900-20-20	1-1/4	1-5/8-12	1-1/4	1.688	1-7/8	1-7/8
6900-24-20	1-1/2	1-7/8-12	1-1/4	-	-	-
6900-24-24	1-1/2	1-7/8-12	1-1/2	1.781	2-1/8	2-1/8
6900-32-32	-	2-1/2-12	2	1.938	2-3/4	2-5/8

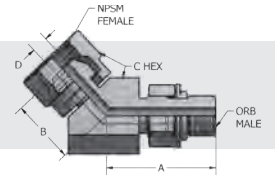
6901 90° Bulkhead Adapter

Available in 316 Stainless Steel



PART NUMBER	TUBE O.D.	ORB MALE	NPSM FEMALE	A	B	C	D
6901-4-4	1/4	7/16-20	1/4	1-7/64	3/4	11/16	15/64
6901-4-6	1/4	7/16-20	3/8	-	-	-	-
6901-6-4	3/8	9/16-18	1/4	-	-	-	-
6901-6-6	3/8	9/16-18	3/8	1-19/64	7/8	7/8	11/32
6901-6-8	3/8	9/16-18	1/2	-	-	-	-
6901-8-4	1/2	3/4-16	1/4	-	-	-	-
6901-8-6	1/2	3/4-16	3/8	-	-	-	-
6901-8-8	1/2	3/4-16	1/2	1-33/64	15/16	1	31/64
6901-8-12	1/2	3/4-16	3/4	-	-	-	-
6901-10-6	5/8	7/8-14	3/8	-	-	-	-
6901-10-8	5/8	7/8-14	1/2	-	-	-	-
6901-10-12	5/8	7/8-14	3/4	-	-	-	-
6901-12-8	3/4	1-1/16-12	1/2	-	-	-	-
6901-12-12	3/4	1-1/16-12	3/4	1-59/64	1-3/16	1-1/4	21/32
6901-12-16	3/4	1-1/16-12	1	-	-	-	-
6901-14-12	7/8	1-3/16-12	3/4	-	-	-	-
6901-16-12	1	1-5/16-12	3/4	-	-	-	-
6901-16-16	1	1-5/16-12	1	2-3/32	1-5/16	1-1/2	27/32
6901-20-12	1-1/4	1-5/8-12	3/4	-	-	-	-
6901-20-20	1-1/4	1-5/8-12	1-1/4	-	-	-	-
6901-24-24	1-1/2	1-7/8-12	1-1/2	-	-	-	-
6901-32-32	2	2-1/2-12	2	-	-	-	-

6902 45° Bulkhead Adapter

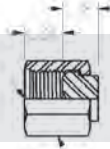


PART NUMBER	TUBE O.D.	ORB MALE	NPSM FEMALE	A	B	C	D
6902-4-4	1/4	7/16-20	1/4	-	-	-	-
6902-6-4	3/8	9/16-18	1/4	-	-	-	-
6902-6-6	3/8	9/16-18	3/8	1-1/16	45/64	7/8	11/32
6902-6-8	3/8	9/16-18	1/2	-	-	-	-
6902-8-6	1/2	3/4-16	3/8	-	-	-	-
6902-8-8	1/2	3/4-16	1/2	1-1/8	13/16	1	31/64
6902-8-12	1/2	3/4-16	3/4	-	-	-	-
6902-10-6	5/8	7/8-14	3/8	-	-	-	-
6902-10-8	5/8	7/8-14	1/2	-	-	-	-
6902-10-12	5/8	7/8-14	3/4	-	-	-	-
6902-12-8	3/4	1-1/16-12	1/2	-	-	-	-
6902-12-12	3/4	1-1/16-12	3/4	1-1/2	31/32	1-1/4	21/32
6902-16-16	1	1-5/16-12	1	-	-	-	-
6902-20-20	1-1/4	1-5/8-12	1-1/4	-	-	-	-
6902-24-24	1-1/2	1-7/8-12	1-1/2	-	-	-	-

Blank page with horizontal dotted lines for writing.

O-RING FACE SEAL ADAPTERS

FF304-C Cap Nut



PART NUMBER	TUBE O.D.	D UN/UNF-2B	L20	L38	S
FF304-C4	1/4	9/16-18	0.31	0.34	0.69
FF304-C6	3/8	11/16-16	0.33	0.37	0.81
FF304-C8	1/2	13/16-16	0.39	0.47	0.94
FF304-C10	5/8	1 - 14	0.49	0.47	1.13
FF304-C12	3/4	1-3/16 - 12	0.54	0.53	1.38
FF304-C16	1	1-7/16 - 12	0.53	0.59	1.63
FF304-C20	1-1/4	1-11/16 - 12	0.53	0.59	1.88
FF304-C24	1-1/2	2 - 12	0.53	0.59	2.25

FF318 Tube Nut



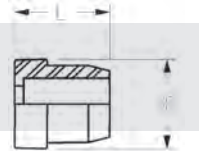
PART NUMBER	TUBE O.D.	D UN/UNF-2B	H2	S4
FF318-4	1/4	9/16-18	0.58	0.69
FF318-6	3/8	11/16-16	0.67	0.81
FF318-8	1/2	13/16-16	0.83	0.94
FF318-10	5/8	1 - 14	0.93	1.13
FF318-12	3/4	1-3/16 - 12	1.02	1.38
FF318-16	1	1-7/16 - 12	1.10	1.63
FF318-20	1-1/4	1-11/16 - 12	1.10	1.88
FF318-24	1-1/2	2 - 12	1.10	2.25

FF306 Bulkhead Lock Nut



PART NUMBER	TUBE O.D.	D UN/UNF-2B	H2	S4
FF306-4 LN	1/4	9/16-18	0.27	0.81
FF306-6 LN	3/8	11/16-16	0.31	1.00
FF306-8 LN	1/2	13/16-16	0.35	1.13
FF306-10 LN	5/8	1 - 14	0.41	1.31
FF306-12 LN	3/4	1-3/16 - 12	0.41	1.50
FF306-16 LN	1	1-7/16 - 12	0.41	1.75
FF306-20 LN	1-1/4	1-11/16 - 12	0.41	2.00
FF306-24 LN	1-1/2	2 - 12	0.41	2.38

FF319 Tube Sleeve



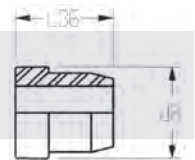
PART NUMBER	TUBE O.D.	L	D8
FF319-4UNPL	1/4	0.37	0.50
FF319-6-4UNPL	3/8 - 1/4	0.41	0.62
FF319-6UNPL	3/8	0.37	0.62
FF319-8UNPL	1/2	0.37	0.75
FF319-10UNPL	5/8	0.41	0.92
FF319-12UNPL	3/4	0.55	1.10
FF319-16UNPL	1	0.61	1.35
FF319-20UNPL	1-1/4	0.61	1.60
FF319-24UNPL	1-1/2	0.61	1.71

FF306-N Adjustable Lock Nut



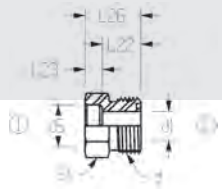
PART NUMBER	TUBE O.D.	D UN/UNF-2B	L2	S3
FF306-N-4	1/4	7/16-20	0.31	0.63
FF306-N-6	3/8	9/16-18	0.33	0.75
FF306-N-8	1/2	3/4-16	0.41	0.94
FF306-N-10	5/8	7/8-14	0.45	1.06
FF306-N-12	3/4	1-1/16 - 12	0.50	1.38
FF306-N-14	7/8	1-3/16 - 12	0.50	1.50
FF306-N-16	1	1-7/16 - 12	0.54	1.63
FF306-N-20	1-1/4	1-5/8 - 12	0.54	1.88
FF306-N-24	1-1/2	1-7/8 - 12	0.54	2.13

FF320 Tube Sleeve



PART NUMBER	TUBE O.D.	L	D8
FF320-6	3/8	0.34	0.62
FF320-10	5/8	0.42	0.92
FF320-12	3/4	0.48	1.09
FF320-16	1	0.53	1.34
FF320-24	1-1/2	0.49	1.91

O-RING FACE SEAL ADAPTERS



FF403
Braze Tube Union

PART NUMBER	TUBE O.D.	D UN/UNF-2A	L26	L22	L23	S1	D1	D5
FF403-4	1/4 - 1/4	9/16-18	0.86	0.53	0.33	0.63	0.17	0.26
FF403-6	3/8 - 3/8	11/16-16	0.90	0.57	0.33	0.75	0.26	0.38
FF403-6-8	3/8 - 1/2	13/16-16	0.97	0.64	0.33	0.88	0.26	0.38
FF403-10	5/8 - 5/8	1 - 14	1.07	0.74	0.33	1.06	0.48	0.63
FF403-12	3/4 - 3/4	1-3/16 - 12	1.32	0.83	0.49	1.25	0.61	0.76
FF403-16-12	1 - 3/4	1-3/16 - 12	1.52	0.97	0.55	1.50	0.61	1.01
FF403-16-12	1 - 1	1-7/16 - 12	1.52	0.97	0.55	1.50	0.81	1.01
FF403-20	1-1/4 - 1-1/4	1-11/16 - 12	1.52	0.97	0.55	1.75	1.02	1.26
FF403-24-20	1-1/2 - 1-1/4	1-11/16 - 12	1.52	0.97	0.55	2.13	1.02	1.51



FF2403
Male Tube Union

PART NUMBER	TUBE O.D.	D UN/UNF-2A	UN/UNF-2A	L22	L23	S1	D1
FF2403-4-4	1/4 - 1/4	9/16-18	9/16-18	1.08	0.63	0.17	0.17
FF2403-6-4	3/8 - 1/4	11/16-16	9/16-18	1.17	0.75	0.26	0.17
FF2403-6-6	3/8 - 3/8	11/16-16	11/16-16	1.22	0.75	0.26	0.26
FF2403-8-6	1/2 - 3/8	13/16-16	11/16-16	1.33	0.88	0.38	0.26
FF2403-8-8	1/2 - 1/2	13/16-16	13/16-16	1.39	0.88	0.38	0.38
FF2403-10-8	5/8 - 1/2	1 - 14	13/16-16	1.57	1.06	0.48	0.38
FF2403-10-10	5/8 - 5/8	1 - 14	1 - 14	1.68	1.06	0.48	0.48
FF2403-12-8	3/4 - 1/2	1-3/16 - 12	13/16-16	1.69	1.25	0.61	0.38
FF2403-12-10	3/4 - 5/8	1-3/16 - 12	1 - 14	1.80	1.25	0.61	0.48
FF2403-12-12	3/4 - 3/4	1-3/16 - 12	1-3/16 - 12	1.86	1.25	0.61	0.61
FF2403-16-12	1 - 3/4	1-7/16 - 12	1-3/16 - 12	1.92	1.50	0.81	0.61
FF2403-16-16	1 - 1	1-7/16 - 12	1-7/16 - 12	1.94	1.50	0.81	0.81
FF2403-20-16	1-1/4 - 1	1-11/16 - 12	1-7/16 - 12	2.02	1.75	1.02	0.81
FF2403-20-20	1-1/4 - 1-1/4	1-11/16 - 12	1-11/16 - 12	2.02	1.75	1.02	1.02
FF2403-24-24	1-1/2 - 1-1/2	2 - 12	2 - 12	2.09	2.13	1.26	1.26



FF2404
Male Connector

PART NUMBER	TUBE O.D.	D UN/UNF-2A	A NPTF	L	S1	D1	D2
FF2404-4-2	1/4	9/16-18	1/8-27	1.08	0.63	0.17	0.17
FF2404-4-4	1/4	9/16-18	1/4-18	1.28	0.63	0.17	0.17
FF2404-4-6	1/4	9/16-18	3/8-18	1.35	0.75	0.17	0.17
FF2404-6-2	3/8	11/16-16	1/8-27	1.13	0.75	0.26	0.19
FF2404-6-4	3/8	11/16-16	1/4-18	1.36	0.75	0.26	0.26
FF2404-6-6	3/8	11/16-16	3/8-18	1.36	0.75	0.26	0.26
FF2404-6-8	3/8	11/16-16	1/2-14	1.57	0.88	0.26	0.26
FF2404-8-6	1/2	13/16-12	3/8-18	1.47	0.88	0.38	0.38
FF2404-8-8	1/2	13/16-16	1/2-14	1.66	0.88	0.38	0.38
FF2404-8-12	1/2	13/16-16	3/4-14	1.79	1.13	0.38	0.38
FF2404-10-8	5/8	1 - 14	1/2-14	1.84	1.06	0.48	0.48
FF2404-10-12	5/8	1 - 14	3/4-14	1.84	1.13	0.48	0.48
FF2404-12-8	3/4	1-3/16 - 12	1/2-14	1.96	1.25	0.61	0.53
FF2404-12-12	3/4	1-3/16 - 12	3/4-14	1.96	1.25	0.61	0.61
FF2404-12-16	3/4	1-3/16 - 12	1 - 11-1/2	2.19	1.38	0.61	0.61
FF2404-16-12	1	1-7/16 - 12	3/4-14	2.02	1.50	0.81	0.72
FF2404-16-16	1	1-7/16 - 12	1 - 11-1/2	2.21	1.50	0.81	0.81
FF2404-20-16	1-1/4	1-11/16 - 12	1 - 11-1/2	2.29	1.75	1.02	0.94
FF2404-20-20	1-1/4	1-11/16 - 12	1-1/4 - 11-1/2	2.32	1.88	1.02	1.02
FF2404-24-24	1-1/2	2 - 12	1-1/2 - 11-1/2	2.42	2.13	1.26	1.26

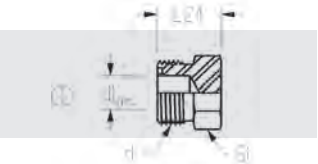
FF2407
Reducing Adapter

Available with or without nut.
Call customer service for availability.



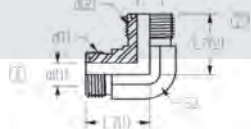
PART NUMBER	TUBE O.D.	D UN/UNF-2A	L36	D8	D1
FF2407-6-4	3/8 - 1/4	9/16-18	0.77	0.62	0.17
FF2407-8-4	1/2 - 1/4	9/16-18	0.86	0.75	0.17
FF2407-8-6	1/2 - 3/8	11/16-16	0.88	0.75	0.26
FF2407-10-4	5/8 - 1/4	9/16-18	0.90	0.92	0.17
FF2407-10-6	5/8 - 3/8	11/16-16	0.95	0.92	0.26
FF2407-10-8	5/8 - 1/2	13/16-16	1.01	0.92	0.38
FF2407-12-4	3/4 - 1/4	9/16-18	0.98	1.10	0.17
FF2407-12-6	3/4 - 3/8	11/16-16	1.03	1.10	0.26
FF2407-12-8	3/4 - 1/2	13/16-16	1.09	1.10	0.38
FF2407-16-8	1 - 1/2	13/16-16	1.15	1.35	0.38
FF2407-12-10	3/4 - 5/8	1 - 14	1.16	1.09	0.48
FF2407-16-12	1 - 3/4	1-3/16 - 12	1.30	1.35	0.61
FF2407-20-12	1-1/4 - 3/4	1-3/16 - 12	1.32	1.60	0.61
FF2407-20-16	1-1/4 - 1	1-7/16 - 12	1.34	1.57	0.81
FF2407-24-16	1-1/2 - 1	1-7/16 - 12	1.34	1.91	0.81

FF2408
Male Tube Plug



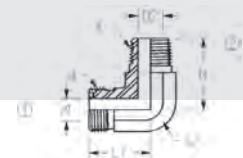
PART NUMBER	TUBE O.D.	D UN/UNF-2A	L24	S1	D1 (OPT)
FF2408-4	1/4	9/16-18	0.66	0.63	0.17
FF2408-6	3/8	11/16-16	0.75	0.75	0.26
FF2408-8	1/2	13/16-16	0.85	0.88	0.38
FF2408-10	5/8	1 - 14	1.02	1.06	0.48
FF2408-12	3/4	1-3/16 - 12	1.08	1.25	0.61
FF2408-16	1	1-7/16 - 12	1.10	1.50	0.81
FF2408-20	1-1/4	1-11/16 - 12	1.10	1.75	1.02
FF2408-24	1-1/2	2 - 12	1.10	2.13	1.26

O-RING FACE SEAL ADAPTERS



FF2500
90° Union Elbow

PART NUMBER	TUBE O.D.	D(1) UN/UNF-2A	D(2) UN/UNF-2A	L7 (1)	L7 (2)	S2	D1 (1)	D1 (2)
FF2500-4	1/4 - 1/4	9/16-18	9/16-18	0.85	0.85	0.56	0.17	0.17
FF2500-6	3/8 - 3/8	11/16-16	11/16-16	0.98	0.98	0.75	0.26	0.26
FF2500-8	1/2 - 1/2	13/16-16	13/16-16	1.10	1.10	0.75	0.38	0.38
FF2500-10	5/8 - 5/8	1 - 14	1 - 14	1.31	1.31	1.06	0.48	0.48
FF2500-12	3/4 - 3/4	1-3/16 - 12	1-3/16 - 12	1.47	1.47	1.19	0.61	0.61
FF2500-16	1 - 1	1-7/16 - 12	1-7/16 - 12	1.64	1.64	1.44	0.81	0.81
FF2500-20	1-1/4 - 1-1/4	1-11/16 - 12	1-11/16 - 12	1.76	1.76	1.63	1.02	1.02
FF2500-24	1-1/2 - 1-1/2	2 - 12	2 - 12	1.92	1.92	1.88	1.26	1.26



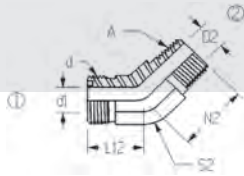
FF2501
90° Male Elbow

PART NUMBER	TUBE O.D.	D UN/UNF-2A	A NPTF	L7	N	S2	D1	D2
FF2501-4-2	1/4	9/16-18	1/8-27	0.85	0.80	0.55	0.17	0.19
FF2501-4-4	1/4	9/16-18	1/4-18	0.85	1.12	0.56	0.17	0.28
FF2501-4-6	1/4	9/16-18	3/8-18	0.85	1.22	0.75	0.17	0.41
FF2501-6-4	3/8	11/16-16	1/4-18	0.98	1.09	0.75	0.26	0.28
FF2501-6-6	3/8	11/16-16	3/8-18	1.04	1.22	0.75	0.26	0.41
FF2501-6-8	3/8	11/16-16	1/2-14	1.15	1.47	0.88	0.26	0.53
FF2501-8-6	1/2	13/16-16	3/8-18	1.10	1.22	0.75	0.38	0.41
FF2501-8-8	1/2	13/16-16	1/2-14	1.10	1.47	0.94	0.38	0.53
FF2501-10-8	5/8	1 - 14	1/2-14	1.31	1.47	0.94	0.48	0.53
FF2501-10-12	5/8	1 - 14	3/4-14	1.59	1.41	1.06	0.48	0.72
FF2501-12-8	3/4	1-3/16 - 12	1/2-14	1.59	1.47	1.19	0.61	0.53
FF2501-12-12	3/4	1-3/16 - 12	3/4-14	1.47	1.59	1.18	0.61	0.72
FF2501-12-16	3/4	1-3/16 - 12	1 - 11-1/2	1.62	2.01	1.44	0.61	0.94
FF2501-16-12	1	1-7/16 - 12	3/4-14	1.64	1.78	1.44	0.81	0.72
FF2501-16-16	1	1-7/16 - 12	1 - 11-1/2	1.64	2.01	1.44	0.81	0.94
FF2501-16-20	1	1-7/16 - 12	1-1/4 - 11-1/2	1.76	2.38	1.63	0.81	1.25
FF2501-20-16	1-1/4	1-11/16 - 12	1 - 11-1/2	1.76	2.01	1.63	1.02	0.94
FF2501-20-20	1-1/4	1-11/16 - 12	1-1/4 - 11-1/2	1.76	2.38	1.63	1.02	1.25
FF2501-20-24	1-1/4	1-11/16 - 12	1-1/2 - 11-1/2	1.92	2.43	1.88	1.02	1.50
FF2501-24-20	1-1/2	2 - 12	1-1/4 - 11-1/2	1.92	2.40	1.88	1.26	1.25
FF2501-24-24	1-1/2	2 - 12	1-1/2 - 11-1/2	1.92	2.43	1.88	1.26	1.50



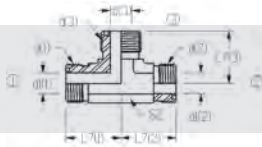
FF2502
90° Female Elbow

PART NUMBER	TUBE O.D.	D UN/UNF-2A	A NPTF	M1	N1	S2	D1	TAP DRILL
FF2502-12-12	3/4	1-3/16 - 12	3/4-14	1.64	1.36	1.44	0.61	0.91
FF2502-16-16	1	1-7/16 - 12	1 - 11-1/2	1.76	1.62	1.63	0.81	1.14
FF2502-20-20	1-1/4	1-11/16 - 12	1-1/4 - 11-1/2	1.92	1.70	1.88	1.02	1.48



FF2503
45° Male Elbow

PART NUMBER	TUBE O.D.	D UN/UNF-2A	A NPTF	L12	N2	S2	D1	D2
FF2503-4-2	1/4	9/16-18	1/8-27	0.63	0.64	0.55	0.17	0.19
FF2503-4-4	1/4	9/16-18	1/4-18	0.68	0.86	0.55	0.17	0.28
FF2503-4-6	1/4	9/16-18	3/8-18	0.68	0.95	0.75	0.17	0.41
FF2503-6-4	3/8	11/16-16	1/4-18	0.74	0.86	0.75	0.26	0.28
FF2503-6-6	3/8	11/16-16	3/8-18	0.74	0.95	0.75	0.26	0.41
FF2503-6-8	3/8	11/16-16	1/2-14	0.74	1.17	0.87	0.26	0.53
FF2503-8-6	1/2	13/16-16	3/8-18	0.80	0.95	0.75	0.38	0.41
FF2503-8-8	1/2	13/16-16	1/2-14	0.80	1.17	0.75	0.38	0.53
FF2503-10-8	5/8	1 - 14	1/2-14	0.92	1.17	1.06	0.48	0.53
FF2503-12-12	3/4	1-3/16 - 12	3/4-14	1.02	1.30	1.18	0.61	0.72
FF2503-12-16	3/4	1-3/16 - 12	1 - 11-1/2	1.02	1.48	1.42	0.61	0.94
FF2503-16-12	1	1-7/16 - 12	3/4-14	1.18	1.30	1.42	0.81	0.72
FF2503-16-16	1	1-7/16 - 12	1 - 11-1/2	1.18	1.48	1.42	0.81	0.94
FF2503-16-20	1	1-7/16 - 12	1-1/4 - 11-1/2	1.18	1.66	1.61	0.81	1.25
FF2503-20-16	1-1/4	1-11/16 - 12	1 - 11-1/2	1.28	1.63	1.61	1.02	0.94
FF2503-20-20	1-1/4	1-11/16 - 12	1-1/4 - 11-1/2	1.28	1.67	1.61	1.02	1.25



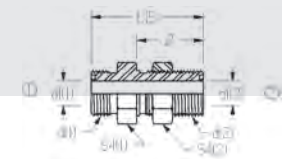
FF2603
Union Tee

PART NUMBER	TUBE O.D.	D(1) UN/UNF-2A	D(2) UN/UNF-2A	D(3) UN/UNF-2A	L7 (1)	L7 (2)	L7 (3)	S2	D1 (1)	D1 (2)	D1 (3)
FF2603-4	1/4 - 1/4 - 1/4	9/16-18	9/16-18	9/16-18	0.85	0.85	0.85	0.50	0.17	0.17	0.17
FF2603-6	3/8 - 3/8 - 3/8	11/16-16	11/16-16	11/16-16	0.98	0.98	0.98	0.75	0.26	0.26	0.26
FF2603-8-8-6	1/2 - 1/2 - 3/8	13/16-16	13/16-16	11/16-16	1.10	1.10	1.04	0.75	0.38	0.38	0.26
FF2603-8	1/2 - 1/2 - 1/2	13/16-16	13/16-16	13/16-16	1.10	1.10	1.10	0.75	0.38	0.38	0.38
FF2603-8-8-10	1/2 - 1/2 - 5/8	13/16-16	13/16-16	1 - 14	0.38	0.38	0.49	1.06	0.38	0.38	0.49
FF2603-10-6-10	5/8 - 3/8 - 5/8	1 - 14	11/16-16	1 - 14	1.31	1.15	1.31	1.06	0.49	0.26	0.49
FF2603-10	5/8 - 5/8 - 5/8	1 - 14	1 - 14	1 - 14	1.31	1.31	1.31	1.06	0.49	0.49	0.49
FF2603-12	3/4 - 3/4 - 3/4	1-3/16 - 12	1-3/16 - 12	1-3/16 - 12	1.47	1.47	1.47	1.19	0.61	0.61	0.61
FF2603-16-16-10	1 - 1 - 5/8	1-7/16 - 12	1-7/16 - 12	1 - 14	1.64	1.64	1.56	1.42	0.81	0.81	0.49
FF2603-16-16-12	1 - 1 - 3/4	1-7/16 - 12	1-7/16 - 12	1-3/16 - 12	1.64	1.64	1.62	1.42	0.81	0.81	0.61
FF2603-16	1 - 1 - 1	1-7/16 - 12	1-7/16 - 12	1-7/16 - 12	1.64	1.64	1.64	1.44	0.81	0.81	0.81
FF2603-20	1-1/4 - 1-1/4 - 1-1/4	1-11/16 - 12	1-11/16 - 12	1-11/16 - 12	1.76	1.76	1.76	1.61	1.02	1.02	1.02
FF2603-24	1-1/2 - 1-1/2 - 1-1/2	2 - 12	2 - 12	2 - 12	1.92	1.92	1.92	1.97	1.26	1.26	1.26

FF2650
Union Cross

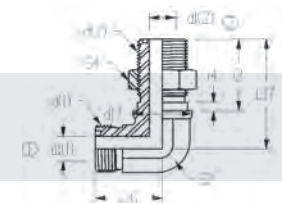
Information available upon request. Call customer service for details.

O-RING FACE SEAL ADAPTERS



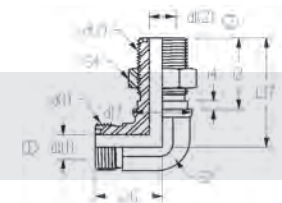
FF2700
Bulkhead Union

PART NUMBER	TUBE O.D.	D(1) UN/UNF-2A	D(2) UN/UNF-2A	L15	I2	S4 (1)	S4 (2)	D1 (1)	D1 (2)
FF2700-4	1/4 - 1/4	9/16-18	9/16-18	1.90	1.24	0.81	0.81	0.17	0.17
FF2700-6	3/8 - 3/8	11/16-16	11/16-16	2.09	1.34	1.00	1.00	0.26	0.26
FF2700-8	1/2 - 1/2	13/16-16	13/16-16	2.30	1.44	1.13	1.13	0.38	0.38
FF2700-10	5/8 - 5/8	1 - 14	1 - 14	2.62	1.60	1.31	1.31	0.48	0.48
FF2700-12	3/4 - 3/4	1-3/16 - 12	1-3/16 - 12	2.72	1.64	1.50	1.50	0.61	0.61
FF2700-16	1 - 1	1-7/16 - 12	1-7/16 - 12	2.76	1.66	1.75	1.75	0.81	0.81
FF2700-20	1-1/4 - 1-1/4	1-11/16 - 12	1-11/16 - 12	2.76	1.66	2.00	2.00	1.02	1.02
FF2700-24	1-1/2 - 1-1/2	2 - 12	2 - 12	2.76	1.66	2.38	2.38	1.26	1.26



FF2701
90° Bulkhead Elbow

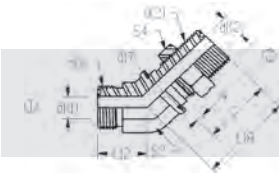
PART NUMBER	TUBE O.D.	D(1) UN/UNF-2A	D(2) UN/UNF-2A	L16	L17	I2	I4	D17	S4	S2	D1 (1)	D1 (2)
FF2701-4	1/4 - 1/4	9/16-18	9/16-18	0.89	1.85	1.24	0.06	0.69	0.81	0.56	0.17	0.17
FF2701-6	3/8 - 3/8	11/16-16	11/16-16	1.02	2.05	1.30	0.06	0.87	1.00	0.75	0.26	0.26
FF2701-8	1/2 - 1/2	13/16-16	13/16-16	1.14	2.18	1.37	0.06	1.00	1.13	0.75	0.38	0.38
FF2701-10	5/8 - 5/8	1 - 14	1 - 14	1.36	2.48	1.54	0.06	1.19	1.31	1.06	0.48	0.48
FF2701-12	3/4 - 3/4	1-3/16 - 12	1-3/16 - 12	1.52	2.65	1.59	0.06	1.37	1.50	1.19	0.61	0.61
FF2701-16	1 - 1	1-7/16 - 12	1-7/16 - 12	1.67	2.80	1.61	0.06	1.62	1.75	1.44	0.81	0.81
FF2701-20-16	1-1/4 - 1	1-11/16 - 12	1-7/16 - 12	1.79	2.97	1.60	0.06	1.62	1.75	1.61	1.02	0.81
FF2701-20	1-1/4 - 1-1/4	1-11/16 - 12	1-11/16 - 12	1.79	2.97	1.66	0.06	1.87	2.00	1.61	1.02	1.02
FF2701-24	1-1/2 - 1-1/2	2 - 12	2 - 12	1.95	3.13	1.66	0.06	2.19	2.38	1.87	1.26	1.26



FF2701
90° Bulkhead Elbow with Lock Nut

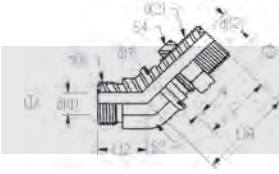
PART NUMBER	TUBE O.D.	D(1) UN/UNF-2A	D(2) UN/UNF-2A	L16	L17	I2	I4	D17	S4	S2	D1 (1)	D1 (2)
FF2701-4-LN	1/4 - 1/4	9/16-18	9/16-18	0.89	1.85	1.24	0.06	0.69	0.81	0.56	0.17	0.17
FF2701-6-LN	3/8 - 3/8	11/16-16	11/16-16	1.02	2.05	1.30	0.06	0.87	1.00	0.75	0.26	0.26
FF2701-8-LN	1/2 - 1/2	13/16-16	13/16-16	1.14	2.18	1.37	0.06	1.00	1.13	0.75	0.38	0.38
FF2701-10-LN	5/8 - 5/8	1 - 14	1 - 14	1.36	2.48	1.54	0.06	1.19	1.31	1.06	0.48	0.48
FF2701-12-LN	3/4 - 3/4	1-3/16 - 12	1-3/16 - 12	1.52	2.65	1.59	0.06	1.37	1.50	1.19	0.61	0.61
FF2701-16-LN	1 - 1	1-7/16 - 12	1-7/16 - 12	1.67	2.80	1.61	0.06	1.62	1.75	1.44	0.81	0.81
FF2701-20-16-LN	1-1/4 - 1	1-11/16 - 12	1-7/16 - 12	1.79	2.97	1.60	0.06	1.62	1.75	1.61	1.02	0.81
FF2701-20-LN	1-1/4 - 1-1/4	1-11/16 - 12	1-11/16 - 12	1.79	2.97	1.66	0.06	1.87	2.00	1.61	1.02	1.02
FF2701-24-LN	1-1/2 - 1-1/2	2 - 12	2 - 12	1.95	3.13	1.66	0.06	2.19	2.38	1.87	1.26	1.26

O-RING FACE SEAL ADAPTERS



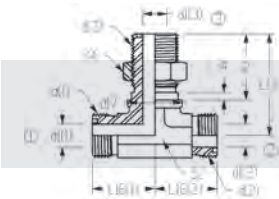
FF2702
45° Bulkhead Elbow

PART NUMBER	TUBE O.D.	D(1) UN/UNF-2A	D(2) UN/UNF-2A	L12	L18	I2	I4	D17	S4	S2	D1 (1)	D1 (2)
FF2702-4	1/4 - 1/4	9/16-18	9/16-18	0.63	1.73	1.24	0.06	0.69	0.81	0.56	0.17	0.17
FF2702-6	3/8 - 3/8	11/16-16	11/16-16	0.74	1.91	1.30	0.06	0.87	1.00	0.75	0.26	0.26
FF2702-8	1/2 - 1/2	13/16-16	13/16-16	0.80	2.01	1.37	0.06	1.00	1.13	0.75	0.38	0.38
FF2702-10	5/8 - 5/8	1 - 14	1 - 14	0.92	2.23	1.54	0.06	1.19	1.31	1.06	0.48	0.48
FF2702-12	3/4 - 3/4	1-3/16 - 12	1-3/16 - 12	1.02	2.39	1.59	0.06	1.37	1.50	1.19	0.61	0.61
FF2702-16	1 - 1	1-7/16 - 12	1-7/16 - 12	1.18	2.57	1.61	0.06	1.62	1.75	1.44	0.81	0.81
FF2702-20	1-1/4 - 1-1/4	1-11/16 - 12	1-11/16 - 12	1.26	2.64	1.66	0.06	1.87	2.00	1.61	1.02	1.02
FF2702-24	1-1/2 - 1-1/2	2 - 12	2 - 12	1.45	2.64	1.66	0.06	2.19	2.38	1.87	1.26	1.26



FF2702
45° Bulkhead Elbow with Lock Nut

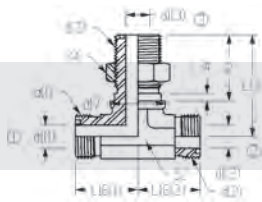
PART NUMBER	TUBE O.D.	D(1) UN/UNF-2A	D(2) UN/UNF-2A	L12	L18	I2	I4	D17	S4	S2	D1 (1)	D1 (2)
FF2702-4-LN	1/4 - 1/4	9/16-18	9/16-18	0.63	1.73	1.24	0.06	0.69	0.81	0.56	0.17	0.17
FF2702-6-LN	3/8 - 3/8	11/16-16	11/16-16	0.74	1.91	1.30	0.06	0.87	1.00	0.75	0.26	0.26
FF2702-8-LN	1/2 - 1/2	13/16-16	13/16-16	0.80	2.01	1.37	0.06	1.00	1.13	0.75	0.38	0.38
FF2702-10-LN	5/8 - 5/8	1 - 14	1 - 14	0.92	2.23	1.54	0.06	1.19	1.31	1.06	0.48	0.48
FF2702-12-LN	3/4 - 3/4	1-3/16 - 12	1-3/16 - 12	1.02	2.39	1.59	0.06	1.37	1.50	1.19	0.61	0.61
FF2702-16-LN	1 - 1	1-7/16 - 12	1-7/16 - 12	1.18	2.57	1.61	0.06	1.62	1.75	1.44	0.81	0.81
FF2702-20-LN	1-1/4 - 1-1/4	1-11/16 - 12	1-11/16 - 12	1.26	2.64	1.66	0.06	1.87	2.00	1.61	1.02	1.02
FF2702-24-LN	1-1/2 - 1-1/2	2 - 12	2 - 12	1.45	2.64	1.66	0.06	2.19	2.38	1.87	1.26	1.26



FF2703
Bulkhead Branch Tee

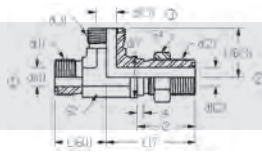
PART NUMBER	TUBE O.D.	D(1) UN/UNF-2A	D(2) UN/UNF-2A	D(3) UN/UNF-2A	L16 (1)	L16 (2)	L17	I2	I4	D17	S4	S2	D1 (1)	D1 (2)	D1 (3)
FF2703-4-4-4	1/4 - 1/4 - 1/4	9/16-18	9/16-18	9/16-18	0.89	0.89	1.85	1.24	0.06	0.69	0.81	0.56	0.17	0.17	0.17
FF2703-6-6-6	3/8 - 3/8 - 3/8	11/16-16	11/16-16	11/16-16	1.02	1.02	2.05	1.30	0.06	0.87	1.00	0.75	0.26	0.26	0.26
FF2703-8-8-8	1/2 - 1/2 - 1/2	13/16-16	13/16-16	13/16-16	1.14	1.14	2.18	1.37	0.06	1.00	1.13	0.75	0.38	0.38	0.38
FF2703-10-10-10	5/8 - 5/8 - 5/8	1 - 14	1 - 14	1 - 14	1.36	1.36	2.48	1.54	0.06	1.19	1.31	1.06	0.48	0.48	0.48
FF2703-12-12-12	3/4 - 3/4 - 3/4	1-3/16 - 12	1-3/16 - 12	1-3/16 - 12	1.52	1.52	2.65	1.64	0.13	1.37	1.50	1.18	0.61	0.61	0.61

O-RING FACE SEAL ADAPTERS



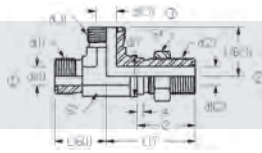
FF2703
Bulkhead Branch Tee with Lock Nut

PART NUMBER	TUBE O.D.	D(1) UN/UNF-2A	D(2) UN/UNF-2A	D(3) UN/UNF-2A	L16 (1)	L16 (2)	L17	I2	I4	D17	S4	S2	D1 (1)	D1 (2)	D1 (3)
FF2703-4-4-4-LN	1/4 - 1/4 - 1/4	9/16-18	9/16-18	9/16-18	0.89	0.89	1.85	1.24	0.06	0.69	0.81	0.56	0.17	0.17	0.17
FF2703-6-6-6-LN	3/8 - 3/8 - 3/8	11/16-16	11/16-16	11/16-16	1.02	1.02	2.05	1.30	0.06	0.87	1.00	0.75	0.26	0.26	0.26
FF2703-8-8-8-LN	1/2 - 1/2 - 1/2	13/16-16	13/16-16	13/16-16	1.14	1.14	2.18	1.37	0.06	1.00	1.13	0.75	0.38	0.38	0.38
FF2703-10-10-10-LN	5/8 - 5/8 - 5/8	1 - 14	1 - 14	1 - 14	1.36	1.36	2.48	1.54	0.06	1.19	1.31	1.06	0.48	0.48	0.48
FF2703-12-12-12-LN	3/4 - 3/4 - 3/4	1-3/16 - 12	1-3/16 - 12	1-3/16 - 12	1.52	1.52	2.65	1.64	0.13	1.37	1.50	1.18	0.61	0.61	0.61



FF2704
Bulkhead Run Tee

PART NUMBER	TUBE O.D.	D(1) UN/UNF-2A	D(2) UN/UNF-2A	D(3) UN/UNF-2A	L16 (1)	L16 (2)	L17	I2	I4	D17	S4	S2	D1 (1)	D1 (2)	D1 (3)
FF2704-4	1/4 - 1/4 - 1/4	9/16-18	9/16-18	9/16-18	0.89	1.85	0.89	1.24	0.06	0.81	0.69	0.56	0.17	0.17	0.17
FF2704-6	3/8 - 3/8 - 3/8	11/16-16	11/16-16	11/16-16	1.02	2.05	1.02	1.30	0.06	1.00	0.87	0.75	0.26	0.26	0.26
FF2704-8	1/2 - 1/2 - 1/2	13/16-16	13/16-16	13/16-16	1.14	2.18	1.14	1.37	0.06	1.13	1.00	0.75	0.38	0.38	0.38
FF2704-10	5/8 - 5/8 - 5/8	1 - 14	1 - 14	1 - 14	1.36	2.48	1.36	1.54	0.06	1.31	1.19	1.06	0.48	0.48	0.48
FF2704-12	3/4 - 3/4 - 3/4	1-3/16 - 12	1-3/16 - 12	1-3/16 - 12	1.52	2.65	1.52	1.59	0.06	1.50	1.37	1.19	0.61	0.61	0.61
FF2704-16	1 - 1 - 1	1-7/16 - 12	1-7/16 - 12	1-7/16 - 12	1.67	2.80	1.67	1.61	0.06	1.75	1.62	1.44	0.81	0.81	0.81



FF2704
Bulkhead Run Tee with Lock Nut

PART NUMBER	TUBE O.D.	D(1) UN/UNF-2A	D(2) UN/UNF-2A	D(3) UN/UNF-2A	L16 (1)	L16 (2)	L17	I2	I4	D17	S4	S2	D1 (1)	D1 (2)	D1 (3)
FF2704-4-LN	1/4 - 1/4 - 1/4	9/16-18	9/16-18	9/16-18	0.89	1.85	0.89	1.24	0.06	0.81	0.69	0.56	0.17	0.17	0.17
FF2704-6-LN	3/8 - 3/8 - 3/8	11/16-16	11/16-16	11/16-16	1.02	2.05	1.02	1.30	0.06	1.00	0.87	0.75	0.26	0.26	0.26
FF2704-8-LN	1/2 - 1/2 - 1/2	13/16-16	13/16-16	13/16-16	1.14	2.18	1.14	1.37	0.06	1.13	1.00	0.75	0.38	0.38	0.38
FF2704-10-LN	5/8 - 5/8 - 5/8	1 - 14	1 - 14	1 - 14	1.36	2.48	1.36	1.54	0.06	1.31	1.19	1.06	0.48	0.48	0.48
FF2704-12-LN	3/4 - 3/4 - 3/4	1-3/16 - 12	1-3/16 - 12	1-3/16 - 12	1.52	2.65	1.52	1.59	0.06	1.50	1.37	1.19	0.61	0.61	0.61
FF2704-16-LN	1 - 1 - 1	1-7/16 - 12	1-7/16 - 12	1-7/16 - 12	1.67	2.80	1.67	1.61	0.06	1.75	1.62	1.44	0.81	0.81	0.81

O-RING FACE SEAL ADAPTERS



*FF6400
Straight Thread Connector*

PART NUMBER	TUBE O.D.	D UN/UNF-2A	N UN/UNF-2A	L8	L9	S5	D1	D20
FF6400-4-3	1/4	9/16-18	3/8-24	1.07	0.70	0.63	0.17	0.13
FF6400-4-4	1/4	9/16-18	7/16-20	1.13	0.70	0.63	0.17	0.17
FF6400-4-5	1/4	9/16-18	1/2-20	1.13	0.70	0.63	0.17	0.24
FF6400-4-6	1/4	9/16-18	9/16-18	1.20	0.73	0.69	0.17	0.17
FF6400-4-8	1/4	9/16-18	3/4-16	1.32	0.77	0.88	0.17	0.17
FF6400-6-4	3/8	11/16-16	7/16-20	1.34	0.91	0.75	0.26	0.17
FF6400-6-6	3/8	11/16-16	9/16-18	1.25	0.78	0.75	0.26	0.26
FF6400-6-8	3/8	11/16-16	3/4-16	1.38	0.83	0.88	0.26	0.26
FF6400-6-10	3/8	11/16-16	7/8-14	1.53	0.90	1.00	0.26	0.26
FF6400-6-12	3/8	11/16-16	1-1/16 - 12	1.69	0.96	1.25	0.26	0.26
FF6400-8-6	1/2	13/16-16	9/16-18	1.47	1.00	0.88	0.38	0.26
FF6400-8-8	1/2	13/16-16	3/4-16	1.44	0.89	0.88	0.38	0.38
FF6400-8-10	1/2	13/16-16	7/8-14	1.59	0.96	1.00	0.38	0.38
FF6400-8-12	1/2	13/16-16	1-1/16 - 12	1.75	1.02	1.25	0.38	0.38
FF6400-8-16	1/2	13/16-16	1-5/16 - 12	1.79	1.06	1.50	0.38	0.84
FF6400-10-8	5/8	1 - 14	3/4-16	1.78	1.23	1.06	0.48	0.39
FF6400-10-10	5/8	1 - 14	7/8-14	1.70	1.07	1.06	0.48	0.48
FF6400-10-12	5/8	1 - 14	1-1/16 - 12	1.86	1.13	1.25	0.48	0.48
FF6400-12-8	3/4	1-3/16 - 12	3/4-16	1.91	1.36	1.25	0.61	0.39
FF6400-12-10	3/4	1-3/16 - 12	7/8-14	1.99	1.36	1.25	0.61	0.48
FF6400-12-12	3/4	1-3/16 - 12	1-1/16 - 12	1.92	1.19	1.25	0.61	0.61
FF6400-12-16	3/4	1-3/16 - 12	1-5/16 - 12	1.96	1.23	1.50	0.61	0.61
FF6400-16-10	1	1-7/16 - 12	7/8-14	2.04	1.41	1.50	0.81	0.49
FF6400-16-12	1	1-7/16 - 12	1-1/16 - 12	2.14	1.41	1.50	0.81	0.61
FF6400-16-16	1	1-7/16 - 12	1-5/16 - 12	1.99	1.26	1.50	0.81	0.81
FF6400-16-20	1	1-7/16 - 12	1-5/8 - 12	2.06	1.33	1.88	0.81	0.81
FF6400-20-16	1-1/4	1-11/16 - 12	1-5/16 - 12	2.28	1.55	1.75	1.02	0.84
FF6400-20-20	1-1/4	1-11/16 - 12	1-5/8 - 12	2.06	1.33	1.88	1.02	1.02
FF6400-20-24	1-1/4	1-11/16 - 12	1-7/8 - 12	2.13	1.40	2.13	1.02	1.02
FF6400-24-20	1-1/2	2 - 12	1-5/8 - 12	2.35	1.62	2.13	1.26	1.08
FF6400-24-24	1-1/2	2 - 12	1-7/8 - 12	2.22	1.40	2.13	1.26	1.26



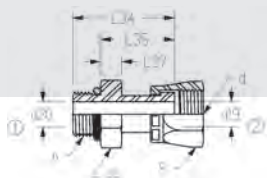
*FF6400-L
Straight Thread Connector Long*

PART NUMBER	TUBE O.D.	D UN/UNF-2A	N UN/UNF-2A	L32	L31	S5	D1	D20
FF6400-L-4-4	1/4	9/16-18	7/16-20	2.07	1.64	0.63	0.17	0.17
FF6400-L-6-6	3/8	11/16-16	9/16-18	2.27	1.80	0.75	0.26	0.26
FF6400-L-8-8	1/2	13/16-16	3/4-16	2.67	2.12	0.88	0.38	0.38
FF6400-L-10-10	5/8	1 - 14	7/8-14	3.13	2.50	1.06	0.48	0.48
FF6400-L-12-12	3/4	1-3/16 - 12	1-1/16 - 12	3.76	3.03	1.25	0.61	0.61
FF6400-L-16-16	1	1-7/16 - 12	1-5/16 - 12	4.14	3.41	1.50	0.81	0.81
FF6400-L-20-16	1-1/4	1-11/16 - 12	1-5/16 - 12	5.04	4.03	1.75	1.02	0.85
FF6400-L-20-20	1-1/4	1-11/16 - 12	1-5/8 - 12	4.76	4.03	1.75	1.02	1.02
FF6400-L-24-24	1-1/2	2 - 12	1-7/8 - 12	5.26	4.53	2.13	1.26	1.26

O-RING FACE SEAL ADAPTERS

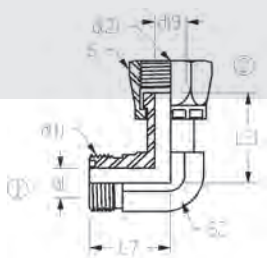


FF6402 Straight Thread/Swivel Adapter



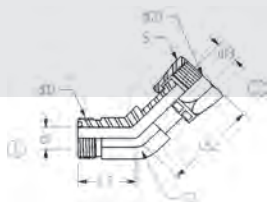
PART NUMBER	TUBE O.D.	D UN/UNF-2A	N UN/UNF-2A	L34	L35	L37	S	S5	D19	D20
FF6402-4-4	1/4	7/16-20	9/16-18	1.49	1.03	0.45	0.69	0.56	0.17	0.17
FF6402-6-6	3/8	9/16-18	11/16-16	1.58	1.11	0.42	0.81	0.75	0.26	0.26
FF6402-8-8	1/2	3/4-16	13/16-16	1.94	1.39	0.55	0.94	0.88	0.38	0.38
FF6402-10-10	5/8	7/8-14	1 - 14	2.21	1.49	0.55	1.13	1.06	0.48	0.48
FF6402-12-12	3/4	1-1/16 - 12	1-3/16-12	2.35	1.62	0.59	1.38	1.25	0.61	0.61
FF6402-16-16	1	1-5/16 - 12	1-7/16 - 12	2.66	1.93	0.82	1.63	1.50	0.81	0.81
FF6402-20-20	1-1/4	1-5/8 - 12	1-11/16 - 12	2.69	1.93	0.78	1.46	1.75	1.02	1.02

FF6500 90° Swivel Elbow



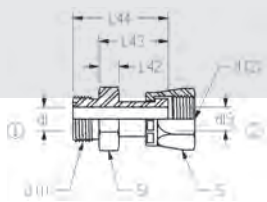
PART NUMBER	TUBE O.D.	D(1) UN/UNF-2A	D(2) UN/UNF-2B	L7	L52	S	S2	D1	D19
FF6500-4	1/4 - 1/4	9/16-18	9/16-18	0.85	1.04	0.69	0.56	0.17	0.17
FF6500-6	3/8 - 3/8	11/16-16	11/16-16	0.98	1.15	0.81	0.75	0.26	0.26
FF6500-8	1/2 - 1/2	13/16-16	13/16-16	1.10	1.49	0.94	0.75	0.38	0.36
FF6500-10	5/8 - 5/8	1 - 14	1 - 14	1.31	1.62	1.13	1.06	0.48	0.45
FF6500-10-16	5/8 - 1	1 - 14	1-7/16 - 12	1.56	2.10	1.63	1.44	0.48	0.78
FF6500-12	3/4 - 3/4	1-3/16 - 12	1-3/16 - 12	1.47	1.82	1.38	1.19	0.61	0.55
FF6500-16	1 - 1	1-7/16 - 12	1-7/16 - 12	1.64	2.10	1.63	1.44	0.81	0.78
FF6500-20	1-1/4 - 1	1-11/16 - 12	1-11/16 - 12	1.76	2.29	1.88	1.61	1.02	1.02
FF6500-24	1-1/2 - 1	2 - 12	2 - 12	1.92	2.41	2.25	1.97	1.26	1.26

FF6502 45° Swivel Elbow



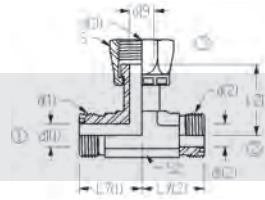
PART NUMBER	TUBE O.D.	D(1) UN/UNF-2A	D(2) UN/UNF-2B	L7	L52	S	S2	D1	D19
FF6502-4-4	1/4 - 1/4	9/16-18	9/16-18	0.63	0.99	0.69	0.55	0.17	0.17
FF6502-6-6	3/8 - 3/8	11/16-16	11/16-16	0.74	1.12	0.81	0.75	0.26	0.26
FF6502-8-8	1/2 - 1/2	13/16-16	13/16-16	0.80	1.49	0.94	0.75	0.38	0.36
FF6502-10-10	5/8 - 5/8	1 - 14	1 - 14	0.92	1.53	1.13	1.06	0.48	0.45
FF6502-12-12	3/4 - 3/4	1-3/16 - 12	1-3/16 - 12	1.02	1.73	1.38	1.18	0.61	0.55
FF6502-16-16	1 - 1	1-7/16 - 12	1-7/16 - 12	1.18	1.87	1.63	1.42	0.81	0.78
FF6502-20-20	1-1/4 - 1-1/4	1-11/16 - 12	1-11/16 - 12	1.26	1.98	1.88	1.61	1.02	1.02

FF6504 Male ORFS/Female ORFS



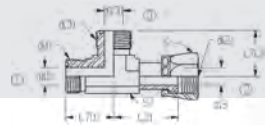
PART NUMBER	TUBE O.D.	D(2) UN/UNF-2A	D(1) UN/UNF-2A	L44	L43	L42	S	S1	D1	D19
FF6504-6-6	3/8 - 3/8	11/16-16	11/16-16	1.58	1.14	0.69	0.69	0.69	0.26	0.26
FF6504-12-8	3/4 - 1/2	13/16-16	1-3/16 - 12	2.24	1.70	1.03	0.94	1.13	0.38	0.55

O-RING FACE SEAL ADAPTERS



*FF6600
Swivel Branch Tee*

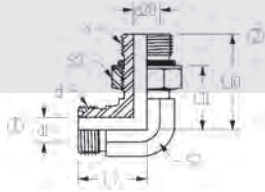
PART NUMBER	TUBE O.D.	D(1) UN/UNF-2A	D(2) UN/UNF-2A	D(3) UN/UNF-2B	L7 (1)	L7 (2)	L21	S	S2	D1 (1)	D1 (2)	D19
FF6600-4	1/4 - 1/4 - 1/4	9/16-18	9/16-18	9/16-18	0.85	0.85	1.04	0.69	0.56	0.17	0.17	0.17
FF6600-6	3/8 - 3/8 - 3/8	11/16-16	11/16-16	11/16-16	0.98	0.98	1.15	0.81	0.75	0.26	0.26	0.26
FF6600-8	1/2 - 1/2 - 1/2	13/16-16	13/16-16	13/16-16	1.10	1.10	1.49	0.94	0.75	0.38	0.38	0.36
FF6600-10	5/8 - 5/8 - 5/8	1 - 14	1 - 14	1 - 14	1.31	1.31	1.62	1.13	1.06	0.48	0.48	0.45
FF6600-12	3/4 - 3/4 - 3/4	1-3/16 - 12	1-3/16 - 12	1-3/16 - 12	1.47	1.47	1.82	1.38	1.19	0.61	0.61	0.55
FF6600-16	1 - 1 - 1	1-7/16 - 12	1-7/16 - 12	1-7/16 - 12	1.64	1.64	2.10	1.63	1.44	0.81	0.81	0.78
FF6600-20	1-1/4 - 1-1/4 - 1-1/4	1-11/16 - 12	1-11/16 - 12	1-11/16 - 12	1.76	1.76	2.29	1.88	1.61	1.02	1.02	1.02
FF6600-24	1-1/2 - 1-1/2 - 1-1/2	2 - 12	2 - 12	2 - 12	1.92	1.92	2.41	2.38	1.97	1.26	1.26	1.26



*FF6602
Swivel Run Tee*

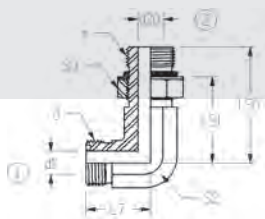
PART NUMBER	TUBE O.D.	D(1) UN/UNF-2A	D(2) UN/UNF-2A	D(3) UN/UNF-2B	L7 (1)	L7 (2)	L21	S	S2	D1 (1)	D1 (2)	D19
FF6602-4	1/4 - 1/4 - 1/4	9/16-18	9/16-18	9/16-18	0.85	0.85	1.04	0.69	0.56	0.17	0.17	0.17
FF6602-6	3/8 - 3/8 - 3/8	11/16-16	11/16-16	11/16-16	0.98	0.98	1.15	0.81	0.75	0.26	0.26	0.26
FF6602-8	1/2 - 1/2 - 1/2	13/16-16	13/16-16	13/16-16	1.10	1.10	1.49	0.94	0.75	0.38	0.38	0.36
FF6602-10	5/8 - 5/8 - 5/8	1 - 14	1 - 14	1 - 14	1.31	1.31	1.62	1.13	1.06	0.48	0.48	0.45
FF6602-12	3/4 - 3/4 - 3/4	1-3/16 - 12	1-3/16 - 12	1-3/16 - 12	1.47	1.47	1.82	1.38	1.19	0.61	0.61	0.55
FF6602-16	1 - 1 - 1	1-7/16 - 12	1-7/16 - 12	1-7/16 - 12	1.64	1.64	2.10	1.63	1.44	0.81	0.81	0.78
FF6602-20	1-1/4 - 1-1/4 - 1-1/4	1-11/16 - 12	1-11/16 - 12	1-11/16 - 12	1.76	1.76	2.29	1.88	1.61	1.02	1.02	1.02
FF6602-24	1-1/2 - 1-1/2 - 1-1/2	2 - 12	2 - 12	2 - 12	1.92	1.92	2.41	2.38	1.97	1.26	1.26	1.26

O-RING FACE SEAL ADAPTERS



FF6801
90° Straight Thread Elbow

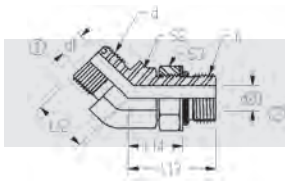
PART NUMBER	TUBE O.D.	D UN/UNF-2A	N UN/UNF-2A	L7	L10	L11	S3	S2	D1	D20
FF6801-4-4	1/4	9/16-18	7/16-20	0.85	1.29	0.86	0.63	0.56	0.17	0.17
FF6801-4-6	1/4	9/16-18	9/16-18	0.92	1.45	0.98	0.75	0.56	0.17	0.26
FF6801-4-8	1/4	9/16-18	3/4-16	0.97	1.60	1.06	0.94	0.75	0.17	0.38
FF6801-6-4	3/8	11/16-16	7/16-20	0.98	1.37	0.94	0.63	0.75	0.26	0.17
FF6801-6-5	3/8	11/16-16	1/2 - 20	0.98	1.37	0.94	0.69	0.75	0.26	0.24
FF6801-6-6	3/8	11/16-16	9/16-18	0.98	1.45	0.98	0.75	0.75	0.26	0.26
FF6801-6-8	3/8	11/16-16	3/4-16	1.04	1.60	1.06	0.94	0.75	0.26	0.38
FF6801-6-10	3/8	11/16-16	7/8-14	1.15	1.97	1.34	1.06	0.87	0.26	0.48
FF6801-6-12	3/8	11/16-16	1-1/16 - 12	1.25	2.17	1.44	1.38	1.19	0.26	0.61
FF6801-8-6	1/2	13/16-16	9/16-18	1.10	1.44	0.96	0.75	0.75	0.38	0.26
FF6801-8-8	1/2	13/16-16	3/4-16	1.10	1.60	1.06	0.94	0.75	0.38	0.38
FF6801-8-10	1/2	13/16-16	7/8-14	1.21	1.97	1.34	1.06	0.87	0.38	0.48
FF6801-8-12	1/2	13/16-16	1-1/16 - 12	1.32	2.17	1.44	1.38	1.19	0.38	0.61
FF6801-10-6	5/8	1 - 14	9/16-18	1.31	1.64	1.16	0.75	1.06	0.48	0.26
FF6801-10-8	5/8	1 - 14	3/4-16	1.31	1.80	1.26	0.94	1.06	0.48	0.38
FF6801-10-10	5/8	1 - 14	7/8-14	1.31	1.97	1.34	1.06	1.06	0.48	0.48
FF6801-12-8	3/4	1-3/16 - 12	3/4-16	1.47	1.84	1.30	0.94	1.19	0.61	0.38
FF6801-12-10	3/4	1-3/16 - 12	7/8-14	1.47	2.01	1.38	1.06	1.19	0.61	0.48
FF6801-12-12	3/4	1-3/16 - 12	1-1/16 - 12	1.47	2.17	1.44	1.38	1.19	0.61	0.61
FF6801-12-16	3/4	1-3/16 - 12	1-5/16 - 12	1.62	2.35	1.62	1.63	1.44	0.61	0.81
FF6801-16-10	1	1-7/16 - 12	7/8-14	1.64	2.16	1.52	1.06	1.42	0.81	0.48
FF6801-16-12	1	1-7/16 - 12	1-1/16 - 12	1.64	2.32	1.59	1.38	1.44	0.81	0.61
FF6801-16-14	1	1-7/16 - 12	1-3/16 - 12	1.64	2.35	1.62	1.50	1.44	0.81	0.72
FF6801-16-16	1	1-7/16 - 12	1-5/16 - 12	1.64	2.35	1.62	1.63	1.44	0.81	0.81
FF6801-16-20	1	1-7/16 - 12	1-5/8 - 12	1.76	2.45	1.72	1.88	1.63	0.81	1.02
FF6801-20-16	1-1/4	1-11/16 - 12	1-5/16 - 12	1.76	2.45	1.72	1.63	1.63	1.02	0.84
FF6801-20-20	1-1/4	1-11/16 - 12	1-5/8 - 12	1.76	2.45	1.72	1.88	1.61	1.02	1.02
FF6801-20-24	1-1/4	1-11/16 - 12	1-7/8 - 12	1.92	2.59	1.86	2.13	1.88	1.02	1.26
FF6801-24-20	1-1/2	2 - 12	1-5/8 - 12	1.92	2.59	1.72	1.88	1.88	1.26	1.02
FF6801-24-24	1-1/2	2 - 12	1-7/8 - 12	1.92	2.59	1.86	2.13	1.88	1.26	1.26



FF6801-L
90° Straight Thread Elbow

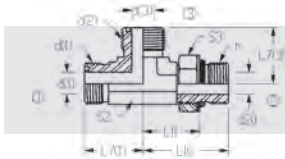
Information available upon request. Call customer service for details.

O-RING FACE SEAL ADAPTERS



*FF6802
45° Straight Thread Elbow*

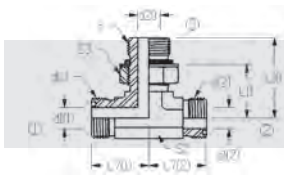
PART NUMBER	TUBE O.D.	D UN/UNF-2A	N UN/UNF-2A	L12	L13	L14	S3	S2	D1	D20
FF6802-4-4	1/4	9/16-18	7/16-20	0.63	1.18	0.75	0.63	0.56	0.17	0.17
FF6802-4-6	1/4	9/16-18	9/16-18	0.68	1.30	0.82	0.75	0.75	0.17	0.29
FF6802-4-8	1/4	9/16-18	3/4-16	0.67	1.43	0.89	0.94	0.75	0.17	0.39
FF6802-6-4	3/8	11/16-16	7/16-20	0.74	1.22	0.79	0.63	0.67	0.26	0.17
FF6802-6-6	3/8	11/16-16	9/16-18	0.74	1.30	0.82	0.75	0.75	0.26	0.26
FF6802-6-8	3/8	11/16-16	3/4-16	0.74	1.43	0.89	0.94	0.75	0.26	0.39
FF6802-8-6	1/2	13/16-16	9/16-18	0.80	1.27	0.80	0.75	0.75	0.38	0.29
FF6802-8-8	1/2	13/16-16	3/4-16	0.80	1.43	0.89	0.94	0.75	0.38	0.38
FF6802-8-10	1/2	13/16-16	7/8-14	0.82	1.76	1.13	1.06	0.94	0.48	0.39
FF6802-10-8	5/8	1 - 14	3/4-16	0.92	1.59	1.05	0.94	0.94	0.48	0.38
FF6802-10-10	5/8	1 - 14	7/8-14	0.92	1.76	1.13	1.06	1.06	0.48	0.48
FF6802-10-12	5/8	1 - 14	1-1/16 - 12	0.96	1.97	1.24	1.38	1.06	0.48	0.61
FF6802-12-10	3/4	1-3/16 - 12	7/8-14	1.02	1.29	1.18	1.06	1.06	0.61	0.48
FF6802-12-12	3/4	1-3/16 - 12	1-1/16 - 12	1.02	1.97	1.24	1.38	1.19	0.61	0.61
FF6802-12-16	3/4	1-3/16 - 12	1-5/16 - 12	1.02	2.06	1.33	1.63	1.44	0.61	0.81
FF6802-16-12	1	1-7/16 - 12	1-1/16 - 12	1.18	2.03	1.30	1.38	1.42	0.81	0.61
FF6802-16-16	1	1-7/16 - 12	1-5/16 - 12	1.18	2.06	1.33	1.63	1.44	0.81	0.81
FF6802-16-20	1	1-7/16 - 12	1-5/8 - 12	1.26	2.11	1.33	1.88	1.61	0.81	1.08
FF6802-20-16	1-1/4	1-11/16 - 12	1-5/16 - 12	1.27	2.11	1.33	1.63	1.44	1.02	0.81
FF6802-20-20	1-1/4	1-11/16 - 12	1-5/8 - 12	1.28	2.11	1.38	1.88	1.61	1.02	1.08
FF6802-20-24	1-1/4	1-11/16 - 12	1-7/8 - 12	1.45	2.11	1.38	2.13	1.97	1.02	1.31
FF6802-24-20	1-1/2	2 - 12	1-5/8 - 12	1.58	2.11	1.38	1.88	1.61	1.26	1.08
FF6802-24-24	1-1/2	2 - 12	1-7/8 - 12	1.45	2.11	1.38	2.13	1.97	1.26	1.31



*FF6803
Straight Thread Branch Tee*

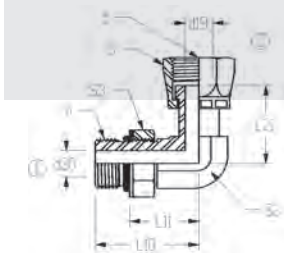
PART NUMBER	TUBE O.D.	D(1) UN/UNF-2A	D(2) UN/UNF-2A	N UN/UNF-2A	L7 (1)	L7 (2)	L10	L11	S3	S2	D1 (1)	D1 (2)	D20
FF6803-4	1/4 - 1/4	9/16-18	9/16-18	7/16-20	0.85	0.85	1.29	0.86	0.63	0.56	0.17	0.17	0.17
FF6803-6	3/8 - 3/8	11/16-16	11/16-16	9/16-18	0.98	0.98	1.45	0.98	0.75	0.75	0.26	0.26	0.26
FF6803-6-6-8	3/8 - 3/8	11/16-16	11/16-16	3/4-16	1.04	1.04	1.60	1.06	0.94	0.75	0.26	0.26	0.38
FF6803-8	1/2 - 1/2	13/16-16	13/16-16	3/4-16	1.10	1.10	1.60	1.06	0.94	0.75	0.38	0.38	0.38
FF6803-10	5/8 - 5/8	1 - 14	1 - 14	7/8-14	1.31	1.31	1.97	1.34	1.06	1.06	0.48	0.48	0.48
FF6803-12	3/4 - 3/4	1-3/16 - 12	1-3/16 - 12	1-1/16 - 12	1.47	1.47	2.17	1.44	1.38	1.19	0.61	0.61	0.61
FF6803-16-16-6	1 - 1	1-7/16 - 12	1-7/16 - 12	9/16-12	1.64	1.64	2.35	0.98	1.63	1.48	0.81	0.81	0.28
FF6803-16	1 - 1	1-7/16 - 12	1-7/16 - 12	1-5/16 - 12	1.64	1.64	2.35	1.62	1.63	1.48	0.81	0.81	0.81
FF6803-20-12-16	1-1/4 - 3/4	1-11/16 - 12	1-3/16 - 12	1-5/16 - 12	1.76	1.74	2.45	1.72	1.63	1.61	1.02	0.61	0.85
FF6803-20	1-1/4 - 1-1/4	1-11/16 - 12	1-11/16 - 12	1-5/8 - 12	1.76	1.76	2.45	1.72	1.88	1.61	1.02	1.02	1.08
FF6803-24	1-1/2 - 1-1/2	2 - 12	2 - 12	1-7/8 - 12	1.92	1.92	2.59	1.86	2.13	1.97	1.26	1.26	1.31

O-RING FACE SEAL ADAPTERS



FF6804
Straight Thread Run Tee

PART NUMBER	TUBE O.D.	D(1) UN/UNF-2A	N UN/UNF-2A	D(3) UN/UNF-2A	L7 (1)	L10	L11	L7 (3)	S3	S2	D1 (1)	D20	D1 (2)
FF6804-4	1/4 - 1/4	9/16-18	7/16-20	9/16-18	0.85	1.29	0.86	0.85	0.63	0.56	0.17	0.17	0.17
FF6804-4-6-4	1/4 - 3/8	9/16-18	9/16-18	9/16-18	0.93	1.45	0.98	0.93	0.75	0.56	0.17	0.30	0.17
FF6804-6	3/8 - 3/8	11/16-16	9/16-18	11/16-16	0.98	1.45	0.98	0.98	0.75	0.75	0.26	0.26	0.26
FF6804-8	1/2 - 1/2	13/16-16	3/4-16	13/16-16	1.10	1.60	1.06	1.10	0.94	0.75	0.38	0.38	0.38
FF6804-10-10-6	5/8 - 5/8	1 - 14	7/8-14	11/16-16	1.31	1.97	1.34	1.15	1.06	1.06	0.48	0.48	0.26
FF6804-10	5/8 - 5/8	1 - 14	7/8-14	1 - 14	1.31	1.97	1.34	1.31	1.06	1.06	0.48	0.48	0.48
FF6804-12	3/4 - 3/4	1-3/16 - 12	1-1/16 - 12	1-3/16 - 12	1.47	2.17	1.44	1.47	1.38	1.19	0.61	0.61	0.61
FF6804-16	1 - 1	1-7/16 - 12	1-5/16 - 12	1-7/16 - 12	1.64	2.35	1.62	1.64	1.63	1.44	0.81	0.81	0.81
FF6804-20	1-1/4 - 1-1/4	1-11/16 - 12	1-5/8 - 12	1-11/16 - 12	1.76	2.45	1.72	1.76	1.88	1.63	1.02	1.02	1.02
FF6804-24	1-1/2 - 1-1/2	1-7/8 - 12	1-7/8 - 12	2 - 12	1.92	2.59	1.86	1.92	2.13	1.97	1.26	1.31	1.26



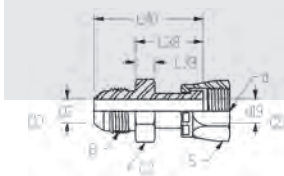
FF6809
90° Straight Thread/Female ORFS Swivel Elbow

PART NUMBER	TUBE O.D.	D UN/UNF-2B	N UN/UNF-2A	L10	L11	L21	S	S2	S3	D19	D20
FF6809-16-16	1	1-7/16 - 12	1-5/16 - 12	2.35	1.62	2.10	1.63	1.44	1.63	0.78	0.81



FF7403
37° Male JIC/Male ORFS Adapter

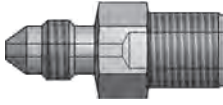
PART NUMBER	TUBE O.D.	B UN/UNF-2A	D UN/UNF-2A	L41	S1	D1	D
FF7403-4-4	1/4 - 1/4	7/16-20	9/16-18	1.25	0.63	0.17	0.17
FF7403-6-6	3/8 - 3/8	9/16-18	11/16-16	1.34	0.75	0.26	0.26
FF7403-8-8	1/2 - 1/2	3/4-16	13/16-16	1.55	0.88	0.38	0.38
FF7403-10-10	5/8 - 5/8	7/8-14	1 - 14	1.83	1.06	0.48	0.48
FF7403-12-12	3/4 - 3/4	1-1/16 - 12	1-3/16 - 12	2.05	1.25	0.61	0.61
FF7403-16-16	1 - 1	1-5/16 - 12	1-7/16 - 12	2.16	1.50	0.81	0.81




FF7504
37° Male JIC/Female ORFS Swivel Adapter

PART NUMBER	TUBE O.D.	B UN/UNF-2A	S UN/UNF-2A	L40	L38	L39	C2	S	D19	D2
FF7504-4-4	1/4 - 1/4	7/16-20	9/16-18	1.50	0.95	0.34	0.56	0.40	0.17	0.17
FF7504-6-6	3/8 - 3/8	9/16-18	11/16-16	1.61	1.05	0.39	0.69	0.52	0.26	0.26
FF7504-8-8	1/2 - 1/2	3/4-16	13/16-16	1.90	1.24	0.40	0.88	0.64	0.36	0.36
FF7504-10-10	5/8 - 5/8	7/8-14	1 - 14	2.20	1.44	0.50	0.94	0.82	0.45	0.45
FF7504-12-12	3/4 - 3/4	1-1/16 - 12	1-3/16 - 12	2.50	1.64	0.61	1.13	0.98	0.55	0.55
FF7504-16-16	1 - 1	1-5/16 - 12	1-7/16 - 12	2.66	1.75	0.64	1.38	1.16	0.78	0.78
FF7504-20-20	1-1/4 - 1-1/4	1-5/8 - 12	1-11/16 - 12	2.80	1.84	0.69	1.69	1.46	1.02	1.02

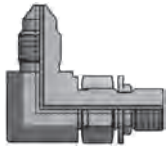
METRIC AND BSP ADAPTERS




PART NUMBER		DESCRIPTION
JB 4-2	4 JIC	2 BSPP
JB 4-4	4 JIC	4 BSPP
JB 4-6	4 JIC	6 BSPP
JB 6-4	6 JIC	4 BSPP
JB 6-6	6 JIC	6 BSPP
JB 6-8	6 JIC	8 BSPP
JB 8-6	8 JIC	6 BSPP
JB 8-8	8 JIC	8 BSPP
JB 10-8	10 JIC	8 BSPP
JB 12-12	12 JIC	12 BSPP
JB 16-16	16 JIC	16 BSPP



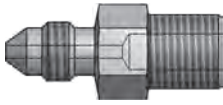
PART NUMBER		DESCRIPTION
JB 4-2-K	4 JIC	2 BSPT
JB 4-4-K	4 JIC	4 BSPT
JB 6-4-K	6 JIC	4 BSPT
JB 6-6-K	6 JIC	6 BSPT
JB 8-6-K	8 JIC	6 BSPT
JB 8-8-K	8 JIC	8 BSPT
JB 12-12-K	12 JIC	12 BSPT



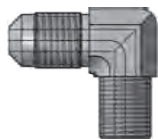
PART NUMBER		DESCRIPTION
JB 4-4-90	4 JIC	4 BSPP 90
JB 6-4-90	6 JIC	4 BSPP 90
JB 6-6-90	6 JIC	6 BSPP 90
JB 8-8-90	8 JIC	8 BSPP 90
JB 12-12-90	12 JIC	12 BSPP 90



PART NUMBER		DESCRIPTION
JB 4-4-90-K	4 JIC	4 BSPT 90
JB 6-4-90-K	6 JIC	4 BSPT 90
JB 6-6-90-K	6 JIC	6 BSPT 90



PART NUMBER		DESCRIPTION
JM 4-10	4 JIC	M10 X 1
JM 4-12	4 JIC	M12 X 1.5
JM 4-14	4 JIC	M14 X 1.5
JM 6-14	6 JIC	M14 X 1.5
JM 6-16	6 JIC	M16 X 1.5
JM 8-16	8 JIC	M16 X 1.5
JM 8-18	8 JIC	M18 X 1.5
JM 8-22	8 JIC	M22 X 1.5
JM 10-20	10 JIC	M20 X 1.5
JM 10-22	10 JIC	M22 X 1.5
JM 12-22	12 JIC	M22 X 1.5
JM 12-27	12 JIC	M27 X 2



PART NUMBER		DESCRIPTION
JM 4-10-90	4 JIC	M10 X 1
JM 4-14-90	4 JIC	M14 X 1.5
JM 6-14-90	6 JIC	M14 X 1.5
JM 8-18-90	8 JIC	M18 X 1.5
JM 8-22-90	8 JIC	M22 X 1.5
JM 10-20-90	10 JIC	M20 X 1.5
JM 10-22-90	10 JIC	M22 X 1.5
JM 12-22-90	12 JIC	M22 X 1.5

METRIC AND BSP ADAPTERS



PART NUMBER		DESCRIPTION
JM 8-6-TL	6 JIC	M14 X 1.5L TUBE SEAT
JM 8-12-TL	8 JIC	M18 X 1.5L TUBE SEAT



PART NUMBER		DESCRIPTION
9247-12-28-36	12 JIC	28MM TUBE 36MM X 1.5
9247-16-28-36	16 JIC	28MM TUBE 36MM X 1.5
9247-16-35-45	16 JIC	35MM TUBE 45MM X 1.5
9247-20-35-45	20 JIC	35MM TUBE 45MM X 1.5



PART NUMBER		DESCRIPTION
JT 4-8	4 JIC	8 MM STANDPIPE
JT 8-12	8 JIC	12 MM STANDPIPE



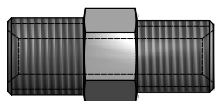
PART NUMBER		DESCRIPTION
PB 2-2	2 NPT FEM	2 BSPP
PB 4-4	4 NPT FEM	4 BSPP
PB 6-6	6 NPT FEM	6 BSPP
PB 8-8	8 NPT FEM	8 BSPP
PB 12-12	12 NPT FEM	12 BSPP
PB 16-16	16 NPT FEM	16 BSPP



PART NUMBER		DESCRIPTION
PB 2-2-K	2 NPT FEM	2 BSPT
PB 4-4-K	4 NPT FEM	4 BSPT
PB 6-6-K	6 NPT FEM	6 BSPT



PART NUMBER		DESCRIPTION
PM 2-10	2 NPT FEM	M10 X 1
PM 4-12	4 NPT FEM	M12 X 1.5
PM 4-14	4 NPT FEM	M14 X 1.5
PM 6-16	6 NPT FEM	M16 X 1.5
PM 6-18	6 NPT FEM	M18 X 1.5
PM 6-20	6 NPT FEM	M20 X 1.5
PM 8-16	8 NPT FEM	M16 X 1.5
PM 8-18	8 NPT FEM	M18 X 1.5
PM 2-22	8 NPT FEM	M22 X 1.5
PM 12-27	12 NPT FEM	M27 X 2
PM 16-33	16 NPT FEM	M33 X 2

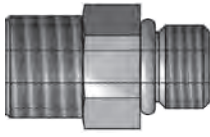


PART NUMBER		DESCRIPTION
1B 4-4	4 BSP	4 BSP MALE UNION
1B 6-6	6 BSP	6 BSP MALE UNION
1B 8-8	8 BSP	8 BSP MALE UNION
1B 12-12	12 BSP	12 BSP MALE UNION
1B 16-16	16 BSP	16 BSP MALE UNION




PART NUMBER		DESCRIPTION
1BT 4-4	4 BSP	4 BSPT MALE
1BT 6-6	6 BSP	6 BSPT MALE
1BT 8-8	8 BSP	8 BSPT MALE
1BT 12-12	12 BSP	12 BSPT MALE
1BT 16-16	16 BSP	16 BSPT MALE


METRIC AND BSP ADAPTERS




PART NUMBER		DESCRIPTION
1BO 4-4	4 BSP	4 ORB
1BO 6-6	6 BSP	6 ORB
1BO 8-8	8 BSP	8 ORB
1BO 12-12	12 BSP	12 ORB
1BO 16-16	16 BSP	16 ORB



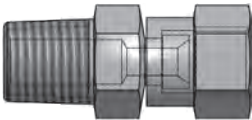
PART NUMBER		DESCRIPTION
1BN 4-4	4 BSP	4 NPT MALE
1BN 6-6	6 BSP	6 NPT MALE
1BN 8-8	8 BSP	8 NPT MALE
1BN 12-12	12 BSP	12 NPT MALE
1BN 16-16	16 BSP	16 NPT MALE



PART NUMBER		DESCRIPTION
2B 4-4	4 BSP	4 BSP SW FEM
2B 6-6	6 BSP	6 BSP SW FEM
2B 8-8	8 BSP	8 BSP SW FEM
2B 12-12	12 BSP	12 BSP SW FEM
2B 16-16	16 BSP	16 BSP SW FEM




PART NUMBER		DESCRIPTION
2BJ 4-4	4 BSP	4 JIC SW FEM
2BJ 6-6	6 BSP	6 JIC SW FEM
2BJ 8-8	6 BSP	8 JIC SW FEM
2BJ 8-8	8 BSP	8 JIC SW FEM
2BJ 12-12	12 BSP	12 JIC SW FEM
2BJ 16-16	16 BSP	16 JIC SW FEM



PART NUMBER		DESCRIPTION
2NB 4-4	4 NPT	4 BSP SW FEM
2NB 6-6	6 NPT	6 BSP SW FEM
2NB 8-8	8 NPT	8 BSP SW FEM
2NB 12-12	12 NPT	12 BSP SW FEM
2NB 16-16	16 NPT	16 BSP SW FEM



PART NUMBER		DESCRIPTION
3B 4-4	4 BSP	4 BSP SW FEM UNION
3B 6-6	6 BSP	6 BSP SW FEM UNION
3B 8-8	8 BSP	8 BSP SW FEM UNION
3B 12-12	12 BSP	12 BSP SW FEM UNION
3B 16-16	16 BSP	16 BSP SW FEM UNION



PART NUMBER		DESCRIPTION
3BJ 4-4	4 BSP	4 JIC SW FEM
3BJ 6-6	6 BSP	6 JIC SW FEM
3BJ 8-8	8 BSP	8 JIC SW FEM
3BJ 12-12	12 BSP	12 JIC SW FEM
3BJ 16-16	16 BSP	16 JIC SW FEM

METRIC AND BSP ADAPTERS



PART NUMBER		DESCRIPTION
4B-4P	4 BSP	PLUG
4B-6P	6 BSP	PLUG
4B-8P	8 BSP	PLUG
4B-12P	12 BSP	PLUG
4B-16P	16 BSP	PLUG




PART NUMBER		DESCRIPTION
4T-4P	4 BSPT	PLUG
4T-6P	6 BSPT	PLUG
4T-8P	8 BSPT	PLUG
4T-12P	12 BSPT	PLUG
4T-16P	16 BSPT	PLUG



PART NUMBER		DESCRIPTION
6B 4-4	4 BSP	BULKHEAD
6B 6-6	6 BSP	BULKHEAD
6B 8-8	8 BSP	BULKHEAD
6B 12-12	12 BSP	BULKHEAD
6B 16-16	16 BSP	BULKHEAD



PART NUMBER		DESCRIPTION
LNB 4-4	4	LOCK NUT
LNB 6-6	6	LOCK NUT
LNB 8-8	8	LOCK NUT
LNB 12-12	12	LOCK NUT
LNB 16-16	16	LOCK NUT



PART NUMBER		DESCRIPTION
CB 4-4	4 BSP	BLANKING CAP
CB 6-6	6 BSP	BLANKING CAP
CB 8-8	8 BSP	BLANKING CAP
CB 12-12	12 BSP	BLANKING CAP
CB 16-16	16 BSP	BLANKING CAP

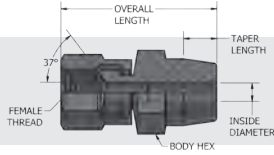


PART NUMBER		DESCRIPTION
2JB 4-4	4 JIC	4 BSP SW FEM
2JB 6-6	6 JIC	6 BSP SW FEM
2JB 8-8	8 JIC	8 BSP SW FEM
2JB 12-12	12 JIC	12 BSP SW FEM
2JB 16-16	16 JIC	16 BSP SW FEM



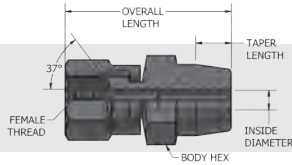
PART NUMBER		DESCRIPTION
400 021 4490	4	BSP BONDED SEAL
400 023 4490	6	BSP BONDED SEAL
400 025 4490	8	BSP BONDED SEAL
400 027 4490	12	BSP BONDED SEAL
400 030 4490	16	BSP BONDED SEAL

METAL HOSE WELD FITTINGS



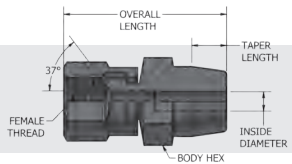
JIC 37° Swivel Female Weld Fittings for Metal Hose Carbon Steel

PART NUMBER	METAL HOSE I.D.	FEMALE THREAD	BODY HEX	OVERALL LENGTH	INSIDE DIAMETER	TAPER LENGTH	TAPER O.D. AT END
04-604	1/4	7/16-20	5/8	1.325	0.156	7/16	1/2
06-606	3/8	9/16-18	11/16	1.390	0.296	7/16	5/8
08-608	1/2	3/4-16	7/8	1.525	0.406	7/16	11/16
08-610	1/2	7/8-14	13/16	1.625	0.406	7/16	11/16
12-612	3/4	1-1/16 - 12	1-1/16	1.740	0.625	7/16	15/16
16-616	1	1-5/16 - 12	1-3/8	1.925	0.844	7/16	1-3/16
20-620	1-1/4	1-5/8 - 12	1-3/4	2.050	1.062	7/16	1-1/2
24-624	1-1/2	1-7/8 - 12	2	2.250	1.312	7/16	1-3/4
32-632	2	2-1/2 - 12	2-1/2	2.565	1.656	7/16	2-1/4



JIC 37° Swivel Female Weld Fittings for Metal Hose Stainless Steel Type 303

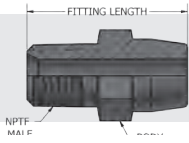
PART NUMBER	METAL HOSE I.D.	FEMALE THREAD	BODY HEX	OVERALL LENGTH	INSIDE DIAMETER	TAPER LENGTH	TAPER O.D. AT END
04-SS-604	1/4	7/16-20	5/8	1.325	0.156	7/16	1/2
06-SS-606	3/8	9/16-18	11/16	1.390	0.296	7/16	5/8
08-SS-608	1/2	3/4-16	7/8	1.525	0.406	7/16	11/16
08-SS-610	1/2	7/8-14	13/16	1.625	0.406	7/16	11/16
12-SS-612	3/4	1-1/16 - 12	1-1/16	1.740	0.625	7/16	15/16
16-SS-616	1	1-5/16 - 12	1-3/8	1.925	0.844	7/16	1-3/16
20-SS-620	1-1/4	1-5/8 - 12	1-3/4	2.050	1.062	7/16	1-1/2
24-SS-624	1-1/2	1-7/8 - 12	2	2.250	1.312	7/16	1-3/4



JIC 37° Swivel Female Weld Fittings for Metal Hose Stainless Steel Type 316

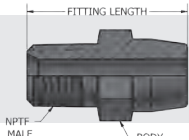
PART NUMBER	METAL HOSE I.D.	FEMALE THREAD	BODY HEX	OVERALL LENGTH	INSIDE DIAMETER	TAPER LENGTH	TAPER O.D. AT END
04-S16-604	1/4	7/16-20	5/8	1.325	0.156	7/16	1/2
06-S16-606	3/8	9/16-18	11/16	1.390	0.296	7/16	5/8
08-S16-608	1/2	3/4-16	7/8	1.525	0.406	7/16	11/16
08-S16-610	1/2	7/8-14	13/16	1.625	0.406	7/16	11/16
12-S16-612	3/4	1-1/16 - 12	1-1/16	1.740	0.625	7/16	15/16
16-S16-616	1	1-5/16 - 12	1-3/8	1.925	0.844	7/16	1-3/16
20-S16-620	1-1/4	1-5/8 - 12	1-3/4	2.050	1.062	7/16	1-1/2
24-S16-624	1-1/2	1-7/8 - 12	2	2.250	1.312	7/16	1-3/4
32-S16-632	2	2-1/2 - 12	2-1/2	2.565	1.656	7/16	2-1/4

METAL HOSE WELD FITTINGS



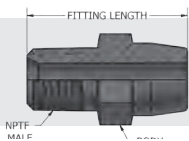
NPTF Solid Male Weld Fittings for Metal Hose Carbon Steel

PART NUMBER	METAL HOSE I.D.	NPTF MALE THREAD	BODY HEX	OVERALL LENGTH	INSIDE DIAMETER	TAPER LENGTH	TAPER O.D. AT END
04-104	1/4	1/4-18	5/8	1.280	0.250	7/16	1/2
06-106	3/8	3/8-18	11/16	1.280	0.375	7/16	5/8
08-108	1/2	1/2-14	7/8	1.500	0.468	7/16	11/16
12-112	3/4	3/4-14	1-1/16	1.562	0.656	7/16	15/16
16-116	1	1 - 11-1/2	1-3/8	1.750	0.890	7/16	1-3/16
20-120	1-1/4	1-1/4 - 11-1/2	1-3/4	1.781	1.250	7/16	1-1/2
24-124	1-1/2	1-1/2 - 11-1/2	2	1.937	1.312	7/16	1-3/4
32-132	2	2 - 11-1/2	2-1/2	1.968	1.687	7/16	2-1/4



NPTF Solid Male Weld Fittings for Metal Hose Stainless Steel Type 303

PART NUMBER	METAL HOSE I.D.	NPTF MALE THREAD	BODY HEX	OVERALL LENGTH	INSIDE DIAMETER	TAPER LENGTH	TAPER O.D. AT END
04-SS-104	1/4	1/4-18	5/8	1.280	0.250	7/16	1/2
06-SS-106	3/8	3/8-18	11/16	1.280	0.375	7/16	5/8
08-SS-108	1/2	1/2-14	7/8	1.500	0.468	7/16	11/16
12-SS-112	3/4	3/4-14	1-1/16	1.562	0.656	7/16	15/16
16-SS-116	1	1 - 11-1/2	1-3/8	1.750	0.890	7/16	1-3/16
20-SS-120	1-1/4	1-1/4 - 11-1/2	1-3/4	1.781	1.250	7/16	1-1/2
24-SS-124	1-1/2	1-1/2 - 11-1/2	2	1.937	1.312	7/16	1-3/4
32-SS-132	2	2 - 11-1/2	2-1/2	1.968	1.687	7/16	2-1/4



NPTF Solid Male Weld Fittings for Metal Hose Stainless Steel Type 316

PART NUMBER	METAL HOSE I.D.	NPTF MALE THREAD	BODY HEX	OVERALL LENGTH	INSIDE DIAMETER	TAPER LENGTH	TAPER O.D. AT END
04-S16-104	1/4	1/4-18	5/8	1.280	0.250	7/16	1/2
06-S16-106	3/8	3/8-18	11/16	1.280	0.375	7/16	5/8
08-S16-108	1/2	1/2-14	7/8	1.500	0.468	7/16	11/16
12-S16-112	3/4	3/4-14	1-1/16	1.562	0.656	7/16	15/16
16-S16-116	1	1 - 11-1/2	1-3/8	1.750	0.890	7/16	1-3/16
20-S16-120	1-1/4	1-1/4 - 11-1/2	1-3/4	1.781	1.250	7/16	1-1/2
24-S16-124	1-1/2	1-1/2 - 11-1/2	2	1.937	1.312	7/16	1-3/4
32-S16-132	2	2 - 11-1/2	2-1/2	1.968	1.687	7/16	2-1/4



*Air-Hydraulic Pump
Model VAP-10*

Part Number: VAP-10 Size: 12" L x 8-1/2" H x 5-1/2" W

If your requirements call for an air-operated pump, the VAP-10 will provide the performance and versatility necessary for all of your crimping needs.

Some of the many features of the VAP-10 Air/Hydraulic Power Pump include:

- > A swivel coupling for easy hook-up from almost any position
- > An internal air muffler for quieter operations.
- > A large reservoir for handling a variety of single-acting cylinders.
- > A treadle-start switch that allows the VAP-10 to power your crimper with a slight pressure of the operator's hand or foot.

HYDRAULIC PRESSURE (PSI)	0	1000	2000	3000	4000	5000	6000	7000	8000	9000	10000
OIL FLOW (IN ³ /MIN)	80.8	64.6	54.2	44.5	37.5	32.0	27.1	22.2	18.4	15.1	13.1
OIL FLOW (CC/MIN)	1324	1058	888	730	614	524	444	363	302	247	214



*Hand Pump
Model VHP-10-25*

Part Number: VHP-10-25 Size: 13-1/8" L x 5-5/8" H x 3-3/8" W Weight: 4-1/2 lbs.

The model VHP-10-25 Hand Pump is ideal for operating a Crimper wherever electrical or pneumatic power sources are not available.

Using the model VHP-10-25 Hand Pump for on-site repairs, or as a back-up unit in the shop, provides an ideal combination of economical performance and easy-to-use convenience.

VHP-10-25 RESERVOIR CAPACITY	25 IN ³ (410CC)
WEIGHT	8 LBS. (3.6 KG)
MAX HYDRAULIC PRESSURE	10000 PSI (680 BAR)
LOW PRESSURE FLOW	.35 IN ³ PER STROKE
HIGH PRESSURE FLOW	.07 IN ³ PER STROKE
MAXIMUM HANDLE EFFORT	100 LBS. (45 KG)



*Hand Skive Tool
Model 7S1126*

Hand held skive tool ideal for removing cover on large diameter spiral hose. Easily adjusts to sizes through -32. Features a removable double-edged blade.



D100S Crimper

CAPACITY	1" TWO-WIRE AND 1/2" FOUR-SPIRAL WITH STANDARD DIES
WEIGHT	39 LBS.

- > Open design with removable pusher
- > Accurate micrometer dial setting
- > Light weight portable design
- > Tubular frame with adjustable head
- > 5 die sets included
- > Sold less pump to utilize existing power supply

D100-SH Crimper

- > With hand pump
- > 5 sets of dies



D101S Crimper

- > With electrical box - No pump
- > 5 sets of dies



D165E Crimper

CAPACITY	1-1/4" TWO-WIRE 1-1/4" FOUR-WIRE 1" SIX-WIRE
DIMENSIONS	12-1/2" W X 22" L X 22-1/4" H
WEIGHT	140 LBS.

- > 60 ton crimping force
- > 1 HP 110-volt electric pump
- > 7 die sets included



D165-BCT Crimper

CAPACITY	1-1/4" TWO-WIRE 1-1/4" FOUR-WIRE 1" SIX-WIRE
DIMENSIONS	11-1/2" W X 22" L X 22" H
WEIGHT	140 LBS.

- > 60 ton crimping force
- > 1 HP Valpower electric pump
- > Basic Programmable Controller
- > 7 die sets included



CC30 Crimper

CAPACITY	2" TWO-WIRE 1-1/4" FOUR-WIRE 1-1/4" SIX-WIRE
DIMENSIONS	15" W X 23-1/2" L X 20-1/2" H
WEIGHT	255 LBS.

- > 155 ton crimping force
- > 1 HP 110-volt electric pump (optional 2HP 220-volt)
- > 7 die sets included



CC30-BCT Crimper

CAPACITY	2" TWO-WIRE 1-1/4" FOUR-WIRE 1-1/4" SIX-WIRE
DIMENSIONS	18" W X 23" L X 20" H
WEIGHT	255 LBS.

- > 155 ton crimping force
- > 1 HP 110 volt phase electric pump
- > 7 die sets included



CC200 Crimper

CAPACITY	2" SIX-WIRE HYDRAULIC HOSE 2-1/2" INDUSTRIAL HOSE
DIMENSIONS	20" W X 29" L X 32" H
WEIGHT	579 LBS.

- > 340 ton crimping force
- > 5 HP 230-volt/3 phase electric pump (optional 460-volt/3 phase)
- > 9 die sets included



CC4-50 ACT2 Crimper

CAPACITY	2" SIX SPIRAL HYDRAULIC HOSE 2-1/2" INDUSTRIAL HOSE
DIMENSIONS	20" W X 29" L X 32" H
WEIGHT	579 LBS.

- > 340 ton crimping force
- > 7.5 HP 220-volt/3 phase electric pump (optional 460-volt/3 phase)
- > 9 standard die sets included
- > Automatic crimp technology controller with memory



CC60/ACT2 Crimper

CAPACITY	2" FOUR SPIRAL HYDRAULIC HOSE MOST SIX SPIRAL HYDRAULIC HOSE 4" INDUSTRIAL HOSE
DIMENSIONS	20" W X 29" L X 32" H
WEIGHT	579 LBS.

- > 265 ton crimping force
- > 7.5 HP 220-volt/3 phase electric pump (optional 460-volt/3 phase)
- > 9 standard die sets included
- > Automatic crimp technology controller with memory



CC600 Crimper

CAPACITY	2-1/2" SIX SPIRAL HYDRAULIC HOSE TO 6" INDUSTRIAL HOSE
DIMENSIONS	36" W X 22" L X 57" H
WEIGHT	4000 LBS.

- > 350 ton crimping force
- > 7.5 HP 230-volt/3 phase 2 stage electric motor
- > Programmable ACT controller



CC1000 Crimper

CAPACITY	2-1/2" SIX SPIRAL HYDRAULIC HOSE TO 10" INDUSTRIAL HOSE
DIMENSIONS	36" W X 22" L X 57" H
WEIGHT	6185 LBS.

- > 400 ton crimping force
- > 7.5 HP 230-volt/3 phase 2 stage electric motor
- > Programmable ACT controller



HS-300 Hose Saw

- > 3 HP 230-volt single phase electric motor
- > Includes adjustable "Hose Helper" retention device
- > Hose Counter
- > Mister Kit optionally available



HS-500 Hose Saw

- > 5 HP 230-volt single phase electric motor
- > Includes adjustable "Hose Helper" retention device
- > Hose Counter
- > Mister Kit optionally available



BE Series Test Chamber

- > Pressure range to 50,000 psi
- > 0-5000 psi low pressure gauge available
- > Six port multiple outlet manifold
- > Automatic pressure cut off when door is open
- > Full front opening allows skid loading
- > Interior coated with polyurethane bed liner material
- > Complete range of dies and accessories available

WEIGHT	750 LBS.
INSIDE DIMENSION	18" H X 35" W X 71" L



BE Series Electronic Test Chamber

- > Programmable electronic model with paper tape printout
- > Pressure range to 50,000 psi
- > 0-5000 psi low pressure gauge available
- > Six port multiple outlet manifold
- > Automatic pressure cut off when door is open
- > Full front opening allows skid loading
- > Interior coated with polyurethane bed liner material
- > Complete range of dies and accessories available

WEIGHT	750 LBS.
INSIDE DIMENSION	18" H X 35" W X 71" L

Dash Number Chart

DASH NUMBER	PIPE THREADS STANDARD	DECIMAL	STRAIGHT THREADS	DECIMAL THREADS PER INCH	TUBE O.D.	DECIMAL
2	1/8	0.125	5/16-24	.312-24	1/8	0.125
3			3/8-24	.375-24	3/16	0.187
4	1/4	0.250	7/16-20	.437-20	1/4	0.250
5			1/2-20	.500-20	5/16	0.312
6	3/8	0.375	9/16-18	.562-18	3/8	0.375
8	1/2	0.500	3/4-16	.750-16	1/2	0.500
10			7/8-14	.875-14	5/8	0.625
12	3/4	0.750	1-1/16 - 12	1.062-12	3/4	0.750
14			1-3/16 - 12	1.187-12	7/8	0.875
16	1	1.000	1-5/16 - 12	1.312-12	1	1.000
18			1-1/2 - 12	1.500-12	1-1/8	1.125
20	1-1/4	1.250	1-5/8 - 12	1.625-12	1-1/4	1.250
24	1-1/2	1.500	1-7/8 - 12	1.875-12	1-1/2	1.500
32	2	2.000	2-1/2 - 12	2.500-12	2	2.000

Thread-End Configurations

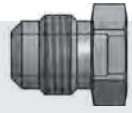
Male Pipe Thread
100



Female Pipe Thread
900



Male SAE (45° Flare)
300




SAE Female Inverted, Solid
900 IF




Female SAE (45° Flare) Swivel
400



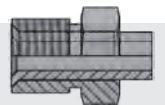
“O”-Lok
S00



Male JIC (37° Flare)
500



Male Inverted Flare
B00



Female JIC (37° Flare) Swivel
600



O-Ring Flange SAE
Code 61



Male O-Ring Boss
700



O-Ring Flange SAE
Code 62



TABLE OF CHEMICAL, OIL, AND SOLVENT RESISTANCE OF HOSE

The following table lists the more commonly used materials, chemicals, solvents, oils, etc. The recommendations are based on room temperature and pressure conditions normally recommended for the particular type of hose being used. Where conditions beyond this can be met readily, they have been so indicated; where conditions are not normal and cannot be readily met, NRP Jones should always be consulted. The table does not imply conformance to the Food & Drug Administration requirements or Federal or State Laws when handling food products.

Elastomers/Plastics

NR/IR	Natural Rubber, Isoprene, synthetic	CSM	Chloro-sulfonyl-polyethylene (Hypalon)
SBR	Styrene-butadiene	EPDM	Ethylene-propylene-dieneterpolymer
CR	Chloroprene (Neoprene)	FKM	Fluorocarbon rubber (Viton)
NBR	Nitrile-butadiene	UHMW	Ultra High Molecular Weight Polyethylene
NR	Isobutene-isoprene (Butyl)	XLPE	Cross-linked polyethylene

WARNING: The following data has been compiled from generally available sources and should not be relied upon without consulting and following the hose manufacturer's specific chemical recommendations. Neglecting to do so might result in failure of the hose to fulfill its intended purpose, and may result in possible damage to property and serious bodily injury.

MATERIAL - MAXIMUM TEMPERATURE 100°F (38°C) UNLESS OTHERWISE SPECIFIED	MOST COMMONLY USED ELASTOMERS					SPECIAL ELASTOMERS				
	NR/IR	SBR	CR	NBR	NR	CSM	EPDM	FKM	UHMW	XLPE
Acetic Acid, Dilute, 10%	F	C	C	C	A	C	A	X	A	A
Glacial	C	X	X	X	F	C	F	X	A	A
Anhydride	C	C	F	F	F	A	I	X	A	A
Acetone	A	A	F	X	A	F	A	X	A	A
Acetylene	A	A	F	A	A	F	A	A	A	A
Air - 150°F (65°C)	A	A	A	A	A	A	A		A	A
Aluminum Chloride - 150°F (65°C)	A	A	A	A	A	A	A	A	A	A
Aluminum Fluoride - 150°F (65°C)	A	A	A	A	A	A	A		A	A
Aluminum Sulfate - 150°F (65°C)	A	A	A	A	A	A	A	A	A	A
Alums - 150°F (65°C)	A	A	A	A	A	A	A		A	A
Ammonia Gas	A	A	A	A	A	A	A	X	A	A
Ammonia Chloride	A	A	A	A	A	A	A	A	A	A
Ammonium Hydroxide	C	F	F	F	A	A	A	A	A	A
Ammonium Nitrate	A	A	A	A	A	A	A		A	A
Ammonium Phosphate, monobasic	A	A	A	A	A	A	A		A	A
dibasic	A	A	A	A	A	A	A		A	A
tribasic	A	A	A	A	A	A	A		A	A
Ammonium Sulfate	A	A	A	A	A	A	A	A	A	A
Amyl Acetate	F	X	X	X	F	X	A	X	A	A
Amyl Alcohol	A	A	A	A	A	A	A	A	A	A
Aniline, Aniline Oil	X	X	C	X	A	X	C	A	A	A
Aniline Dyes	F	F	F	F	A	F	C		A	I
Asphalt	X	X	F	F	X	F	X	A	X	X
Barium Chloride - 150°F (65°C)	A	A	A	A	A	A	A	A	A	A
Barium Hydroxide - 150°F (65°C)	A	A	A	A	A	A	A	A	A	A

Resistance Ratings

A *Good Resistance:* usually suitable for service

F *Fair Resistance:* the chemical has some deteriorative effects, but the elastomer is still adequate for moderate service

C *Conditional:* depends on condition, moderate service may be possible if chemical exposure is limited or infrequent

X *Not Recommended:* unsuitable for service

I *Insufficient Info:* not enough data available at time of publication to determine rating

TABLE OF CHEMICAL, OIL, AND SOLVENT RESISTANCE OF HOSE



22 TECHNICAL DATA & CHARTS

MATERIAL - MAXIMUM TEMPERATURE 100°F (38°C) UNLESS OTHERWISE SPECIFIED	MOST COMMONLY USED ELASTOMERS							SPECIAL ELASTOMERS		
	NR/IR	SBR	CR	NBR	NR	CSM	EPDM	FKM	UHMW	XLPE
Barium Sulfide - 150°F (65°C)	A	A	A	A	A	A	A	A	A	A
Beer	A	A	A	A	A	A	A	A	A	A
Beet Sugar Liquors	A	A	A	A	A	A	A	A	A	A
Benzene, Benzol	X	X	X	C	X	X	X	A	F	A
Benzine, petroleum ether & Benzine petroleum naphtha	X	X	C	F	X	F	X	A	A	A
Black Sulfate Liquor	A	A	A	A	A	A	A	A	A	A
Blast Furnace Gas	C	C	A	C	C	C	C	A	A	A
Borax	A	A	A	A	A	A	A	A	A	A
Boric Acid	A	A	A	A	A	A	A	A	A	A
Bromine	X	X	X	X	X	C	X	A	X	F
Butane	X	X	F	A	X	A	X	A	A	A
Butyl Acetate	C	A	A	A	F	X	F	X	A	A
Butyl alcohol, butanol	A	A	A	A	A	A	A	A	A	A
Calcium bisulfate	C	C	A	A	F	A	F	A	A	A
Calcium chloride	A	A	A	A	A	A	A	A	A	A
Calcium hydroxide	A	A	A	A	A	A	A	A	A	A
Calcium hypochlorite	X	X	X	X	A	F	A	A	F	F
Caliche liquors	A	A	A	A	A	A	A		I	A
Cane sugar liquors	A	A	A	A	A	A	A	A	A	A
Carbolic acid phenol	C	C	C	C	C	C	A	A	A	A
Carbon dioxide, dry/wet	A	A	A	A	A	A	A	A	A	A
Carbon disulfide	X	X	X	X	X	X	X	A		C
Carbon monoxide - 150°F (65°C)	C	C	C	C	C	F	C	A	A	A
Carbon tetrachloride	X	X	X	C	X	X	X	A	F	A
Castor oil	A	A	A	A	A	A	A	A	A	A
Cellosolve acetate	F	F	X	X	A		A	C	A	A
China wood oil, tung oil	X	X	F	A	A	F	A	C	A	A
Chlorine, dry/wet	X	X	X	X	X	X	X	C	X	F
Chlorinated solvents	X	X	X	X	X	X	X	C	I	A
Chloroacetic acid	X	C	C	C	X	A	I	X	A	A
Chlorosulfonic acid	X	X	C	C	X	X	X	X	X	F
Chromic acid	X	X	X	X	C	A	I	C	A	F
Citric acid	A	A	A	F	A	A	A	A	A	A
Coke oven gas	C	C	C	C	C	A	A	X	I	C
Copper chloride - 150°F (65°C)	C	A	F	A	A	F	A	A	A	A
Copper sulfate - 150°F (65°C)	C	A	A	A	F	A	A	A	A	A
Corn oil	X	C	F	A	A	F	C	A	A	A
Cottonseed oil	X	C	F	A	A	F	C	A	A	A
Creosote, coal tar	X	X	F	A	X	F	X	F	A	A
wood	X	X	F	A	X		X	A	A	A
Creosols, cresylic acid	C	X	X	C	C	F	X		A	A
Ethers	C	C	C	C	C	F	X	X	A	A
Ethyl acetate	F	X	X	X	F	X	F	X	A	A
Ethyl alcohol	A	A	A	A	A	A	A	A	A	A
Ethyl cellulose	F	F	F	F	F		F	X	A	A
Ethyl chloride	A	F	F	X	A	F	A	F	F	F
Ethylene glycol	A	A	A	A	A	A	A	A	A	A
Ferric chloride - 150°F (65°C)	A	A	A	A	A	A	A	I	A	A
Ferric sulfate - 150°F (65°C)	A	A	A	A	A	A	A	A	A	A
Formaldehyde	A	A	C	A	A	A	A	A	A	A
Formic acid	A	A	C	F	A	A	A	X	A	F
Freon #12 (Liquid)	X	X	A	A	F		F	A	A	A
Fuel oil	X	X	A	A	X	F	X	A	A	A
Furfural	X	C	C	X	A	F	C	X	A	A
Gasoline, Non Leaded	X	X	X	A	X	X	X	A	F	F
Gasoline, Reg Leaded	X	X	X	A	X	X	X	A	F	F
Hi Test-Leaded	X	X	X	A	X	X	X	A	F	F
Gelatin	A	A	A	A	A	A	A	A	A	A
Glucose	A	A	A	A	A	A	A	A	A	A
Glue	F	F	A	A	F	A	A	C	A	A
Glycerine glycerol	A	A	A	A	A	A	A	A	A	A
Green sulfate liquor	A	A	A	A	A	A	A	A	A	A
Hydraulic fluids										
Petroleum	X	X	A	A	X	F	X			

TABLE OF CHEMICAL, OIL, AND SOLVENT RESISTANCE OF HOSE

MATERIAL - MAXIMUM TEMPERATURE 100°F (38°C) UNLESS OTHERWISE SPECIFIED	MOST COMMONLY USED ELASTOMERS							SPECIAL ELASTOMERS		
	NR/IR	SBR	CR	NBR	NR	CSM	EPDM	FKM	UHMW	XLPE
Phosphate ester alkyl	X	X	C	X	A	X	A			
Phosphate ester aryl	X	X	X	X	C	X	C			
Phosphate ester blends	X	X	X	X	X	X	C			
Silicate ester	X	X	C	C	X	C	X			
Water-Glycol	A	A	A	A	A	A	A	A		
Hydrobromic acid	C	X	C	C	A	A	A	A	F	I
Hydrochloric acid	A	X	X	X	C	C	C	A	A	A
Hydrocyanic acid	F	F	C	F	C	A	C	A	A	A
Hydrofluoric acid	X	X	X	X	C	A	C	A	A	A
Hydrofluosilicic acid	A	F	F	F	A		A	A	F	I
Hydrogen Gas	F	F	A	A	A		A	A	A	A
Hydrogen peroxide	X	X	C	C	C	C	C	A	A	F
Hydrogen sulfide, dry	C	C	F	C	A	A	A	G	A	A
wet	C	C	F	C	A	A	A	C	A	A
Kerosene	X	X	F	A	X	C	X	A	A	A
Lacquers	X	X	X	X	C	X	X	X	F	F
Lacquer solvents	X	X	X	X	C	X	X	X	F	F
Lactic acid	C	C	C	C	C	A	C	A	A	A
Linseed oil	C	X	F	A	A	A	A	A	A	A
Lubricating oil, crude	X	X	F	A	X	C	X	A	A	A
refined	X	X	F	A	X	C	X	A	A	A
Magnesium chloride - 150°F (65°C)	A	A	A	A	A	A	A	A	A	A
Magnesium hydroxide - 150°F (65°C)	A	F	F	F	A	A	A	A	A	A
Magnesium sulfate - 150°F (65°C)	A	A	A	A	A	A	A	A	A	A
Mercuric chloride	F	F	C	F	A	A	A	A	A	A
Mercury	A	A	A	A	A	A	A	A	A	A
Methyl alcohol methanol	A	A	A	A	A	A	A	C	A	A
Methyl chloride	C	C	C	C	C	X	C	A	A	F
Methyl ethyl detone	X	X	X	X	F	C	A	X	A	A
Methyl isopropyl ketone	X	X	X	X	F	C	C	X	A	A
Milk	C	C	F	F	A	A	A	A	A	A
Mineral oils	X	C	F	A	X	F	X	A	A	A
Natural gas	C	C	A	A	C	A	X	A	I	A
Nickel chloride - 150°F (65°C)	A	A	A	A	A	A	A	A	A	A
Nickel sulfate - 150°F (65°C)	A	A	A	A	A	A	A	A	A	A
Nitric acid, crude	X	X	X	X	C	C	X	C	A	F
Diluted 10%	X	X	C	X	C	A	C	C	A	I
Concentrated 70%	X	X	X	X	C	C	X	C	A	F
Nitrobenzene	X	X	X	X	X	X	X	F	A	A
Oleic acid	X	F	C	F	F	F	F	C	A	A
Oleum spirits	X	C	C	C			I	C	X	I
Oxalic acid	F	C	F	F	A	A	A	A	A	A
Oxygen	F	C	A	C	A	A	A	A	A	A
Palmitic acid	X	F	A	A	F	F	F	A	A	A
Perchloroethylene	X	X	X	C	X	X	X	A	F	A
Petroleum oils and crude 200°F (95°C)	X	X	F	A	X	C	X	A	A	A
Phosphoric acid, crude	A	C	C	C	C	A	C	A	A	A
pure 45%	A	C	C	C	C	A	C	A	A	A
Picric acid, molten	C	C	C	C	C		I		I	I
water solution	A	C	F	F	A	A	I	A	I	I
Potassium chloride	A	A	A	A	A	A	A	A	A	A
Potassium cyanide	A	A	A	A	A	A	A	A	A	A
Potassium hydroxide	F	F	C	C	A	A	A	C	F	A

Resistance Ratings

A *Good Resistance:* usually suitable for service

F *Fair Resistance:* the chemical has some deteriorative effects, but the elastomer is still adequate for moderate service

C *Conditional:* depends on condition, moderate service may be possible if chemical exposure is limited or infrequent

X *Not Recommended:* unsuitable for service

I *Insufficient Info:* not enough data available at time of publication to determine rating

TABLE OF CHEMICAL, OIL, AND SOLVENT RESISTANCE OF HOSE



22 TECHNICAL DATA & CHARTS

MATERIAL - MAXIMUM TEMPERATURE 100°F (38°C) UNLESS OTHERWISE SPECIFIED	MOST COMMONLY USED ELASTOMERS							SPECIAL ELASTOMERS		
	NR/IR	SBR	CR	NBR	NR	CSM	EPDM	FKM	UHMW	XLPE
Potassium sulfate	A	A	A	A	A	A	A	A	A	A
Propane	X	X	F	A	X	F	X	A	A	A
Sewage	C	C	F	A	C	A	C	A	A	A
Soap solutions	A	A	F	A	A	A	A	A	A	A
Soda ash sodium carbonate	A	A	A	A	A	A	A	A	A	A
Sodium bicarbonate, baking soda	A	A	A	A	A	A	A	A	A	A
Sodium bisulfate	A	A	A	A	A	A	A	A	A	A
Sodium chloride	A	A	A	A	A	A	A	A	A	A
Sodium cyanide	A	A	A	A	A	A	A	A	A	A
Sodium hydroxide	F	F	C	C	A	C	A	C	A	A
Sodium hypochlorite	X	X	X	X	A	F	A	A	A	F
Sodium metaphosphate	A	A	C	A	A	F	A	A	A	A
Sodium nitrate	C	C	C	C	A	A	A	A	A	A
Sodium perborate	C	C	C	C	A	A	A	A	A	A
Sodium peroxide	C	C	C	C	A	A	A	A	A	A
Sodium phosphate, monobasic	A	F	C	F	A	A	A	A	A	A
dibasic	A	F	C	F	A	A	A	A	A	A
tribasic	A	F	C	F	A	A	A	A	A	A
Sodium silicate	A	A	A	A	A	A	A	A	A	A
Sodium sulfate	A	A	A	A	A	A	A	A	A	A
Sodium sulfide	A	A	A	A	A	A	A	A	A	A
Sodium thiosulfate, "hypo"	A	A	A	A	A	A	A	A	A	A
Soybean oil	X	C	F	A	A	A	A	A	A	A
Stannic chloride	A	A	A	A	F	A	F	A	A	A
Steam - 450°F (230°C)	C	C	C	C	C	C	F	X	X	X
Stearic acid	X	X	C	F	F	C	F	I	A	A
Sulfur	F	F	A	F	A	A	A	A	A	C
Sulfur chloride	X	X	C	C	X	A	X	A	A	A
Sulfur dioxide dry	C	C	C	C	C	A	C	A	F	I
Sulfur trioxide dry	X	C	C	C	C	F	C	A	C	I
Sulfuric acid 10%	A	A	A	A	A	A	A	A	A	A
11% - 75%	C	C	C	C	F	A	C	A	A	A
76% - 95%	X	X	X	X	C	A	X	A	A	A
fuming	X	X	X	X	X	X	X	A	X	X
Sulfurous acid	C	C	C	C	C	A	C	A	A	A
Tannic acid	A	C	A	C	A	A	A	A	A	A
Tar	X	X	C	C	X	C	X	F	X	X
Tartaric acid	A	C	C	C	F	A	F	A	A	A
Toluene toluol	X	X	X	C	X	X	X	A	A	A
Trichloethylene	X	X	X	X	X	X	X	A	F	A
Turpentine	X	X	X	F	X	X	X	A	F	A
Vinegar	C	C	C	C	A	A	A	A	X	A
Water, acid mine	A	A	C	A	A	A	A	A	A	A
Water, fresh	A	A	C	A	A	A	A	A	A	A
distilled	A	A	C	A	A	A	A	A	A	A
Whiskey and wines	A	A	A	C	A	A	A	A	X	A
Xylene, xyol	X	X	X	C	X	X	X	A	A	A
Zinc chloride	C	C	C	C	A	A	A	A	A	A
Zinc sulfate	A	A	A	A	A	A	A	A	A	A

Resistance Ratings

A *Good Resistance:* usually suitable for service

F *Fair Resistance:* the chemical has some deteriorative effects, but the elastomer is still adequate for moderate service

C *Conditional:* depends on condition, moderate service may be possible if chemical exposure is limited or infrequent

X *Not Recommended:* unsuitable for service

I *Insufficient Info:* not enough data available at time of publication to determine rating

NRP Jones products are intended to be part of an engineered system which must be assembled and used in accordance with NRP Jones limitations and instructions.

NRP Jones couplings, hose, and crimping equipment are designed as a reliable and effective assembly system. Use of products other than those recommended may produce hose assemblies that will not meet rated performance. Failure to follow NRP Jones guidelines could lead to premature failure which could result in property damage, serious injury or even death.

NRP Jones' limited warrant shall apply only if the customer uses hose, couplings, and assembly equipment specifically engineered to meet NRP Jones specifications.

NRP Jones refuses any liability for any hose assembly that was not produced from NRP Jones hose, couplings, and crimping equipment in accordance with NRP Jones guidelines for hose assembly.

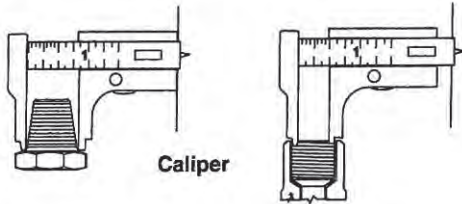
As stated in SAE J1273, proper assembly is crucial to proper performance, See below:

[6.3 Hose and Fitting Compatibility—Care must be taken to determine proper compatibility between the hose and fittings. Base selection on the manufacturer's recommendation substantiated by testing to industry standards such as SAE J517. Hose from one manufacturer is not usually compatible with fittings from another. Do not intermix hose and fittings from two manufacturers without approval from both manufacturers.]



How to measure threads

By using a combination of three tools, identifying connections is easy to do.

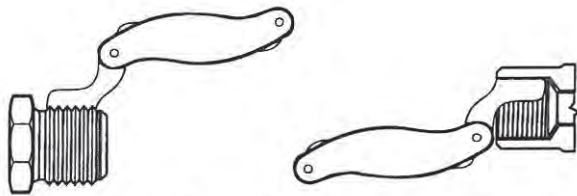


Caliper

A caliper is used to measure the O.D. of a male thread and I.D. of a female thread.

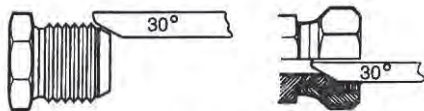
NOTE: When comparing your measurements with those on the following pages it should be remembered that threads can become worn and distorted from use and your measurements may not compare exactly to the figures in the tables.

For your convenience, dimensions are in both millimeters and inches. The thread pitch gauge measures the threads per inch.



Thread Pitch Gauge

For metric threads the gauge will identify the distance between the threads.



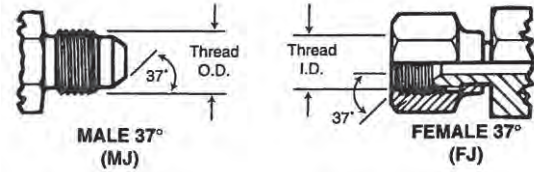
Seat Angle Gauge

The seat angle gauge is used by placing the gauge angle on the sealing surface. The centerline of the end fitting and the gauge should be parallel.

In the English system, the thread size and pitch (number of threads per inch) are given, along with the thread type.

$$\begin{array}{ccccccc}
 1/2 - 14 \text{ NPTF} & = & 1/2 & - & 14 & & \text{NPTF} \\
 & & \downarrow & & \downarrow & & \downarrow \\
 & & \text{Thread Size} & & \text{Pitch} & & \text{NPTF Dryseal Pipe}
 \end{array}$$

SAE J514, 37° Flare



Commonly referred to as 37° JIC, this connection is widely used in hydraulic systems. When the straight threads are engaged, the 37° male seat seals on the 37° female flare seat. Most thread sizes are identical to the 45° SAE connection as noted below. Care must be taken not to confuse these two connectors which have different seating angles.

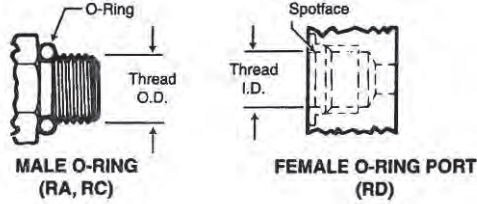
DASH SIZE	INCH SIZE	THREAD	MALE THREAD O.D.		FEMALE THREAD I.D.	
			MM	IN.	MM	IN.
-2	1/8	5/16-24*	7.9	.31	6.9	.27
-3	3/16	3/8-24*	9.6	.38	8.6	.34
-4	1/4	7/16-20*	11.2	.44	9.9	.39
-5	5/16	1/2-20*	12.7	.50	11.4	.45
-6	3/8	9/16-18	14.2	.56	12.9	.51
-8	1/2	3/4-16*	19.0	.75	17.0	.67
-10	5/8	7/8-14*	22.3	.88	20.3	.80
-12	3/4	1-1/16-12	26.9	1.06	24.9	.98
-14	7/8	1-3/16-12	30.0	1.18	27.7	1.09
-16	1	1-5/16-12	33.3	1.31	31.0	1.22
-20	1-1/4	1-5/8-12	41.4	1.63	39.1	1.54
-24	1-1/2	1-7/8-12	47.7	1.88	45.5	1.79
-32	2	2-1/2-12	63.5	2.50	61.2	2.41

*Same thread as SAE 45° flare

THREAD STANDARDS



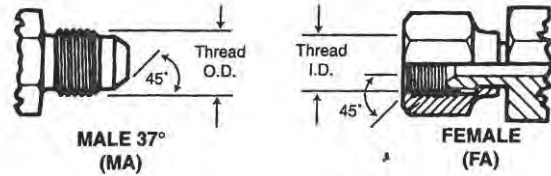
SAE J514 Straight Thread O-Ring Boss



This straight thread connection uses the same threads as the JIC 37° flare shown above. However, the 37° flare has been removed and an o-ring added. When mated with a female o-ring boss port, the o-ring is trapped in a special tapered counterbore to effect the seal.

DASH SIZE	INCH SIZE	THREAD	MALE THREAD O.D.		FEMALE THREAD I.D.	
			MM	IN.	MM	IN.
-2	1/8	5/16-24*	7.9	.31	6.9	.27
-3	3/16	3/8-24*	9.6	.38	8.6	.34
-4	1/4	7/16-20*	11.2	.44	9.9	.39
-5	5/16	1/2-20*	12.7	.50	11.4	.45
-6	3/8	9/16-18	14.2	.56	12.9	.51
-8	1/2	3/4-16*	19.0	.75	17.0	.67
-10	5/8	7/8-14*	22.3	.88	20.3	.80
-12	3/4	1-1/16-12	26.9	1.06	24.9	.98
-14	7/8	1-3/16-12	30.0	1.18	27.7	1.09
-16	1	1-5/16-12	33.3	1.31	31.0	1.22
-20	1-1/4	1-5/8-12	41.4	1.63	39.1	1.54
-24	1-1/2	1-7/8-12	47.7	1.88	45.5	1.79
-32	2	2-1/2-12	63.5	2.50	61.2	2.41

SAE J512, 45° Flare



The SAE 45° flare connectors are similar to the 37° connectors, and seal in the same manner except for the flare angle. 45° connectors are commonly found in automotive applications, on brass adapters, and are generally used at lower pressures than 37° flare fittings. Many sizes have threads identical to those on 37° JIC connectors. Check the threads and flares carefully to make positive identification.

DASH SIZE	INCH SIZE	THREAD	MALE THREAD O.D.		FEMALE THREAD I.D.	
			MM	IN.	MM	IN.
-2	1/8	5/16-24*	7.9	.31	6.9	.27
-3	3/16	3/8-24*	9.6	.38	8.6	.34
-4	1/4	7/16-20*	11.2	.44	9.9	.39
-5	5/16	1/2-20*	12.7	.50	11.4	.45
-6	3/8	5/8-18	15.7	.62	14.2	.56
-7	7/16	11/16-16	17.3	.68	15.7	.62
-8	1/2	3/4-16*	19.0	.75	17.0	.68
-10	5/8	7/8-14*	22.3	.88	20.3	.80
-12	3/4	1-1/16-14	26.9	1.06	25.1	.99
-14	7/8	1-1/4-12	31.7	1.25	29.5	1.16
-16	1	1-3/8-12	35.0	1.38	32.5	1.28

*Same thread as SAE 37° flare

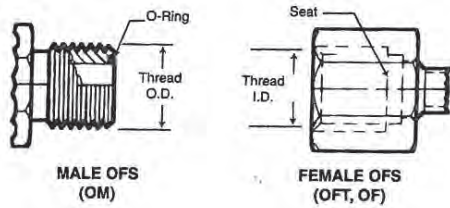
DIN 20066 4-Bolt Flange

Dimensionally and functionally the same as SAE J518. Form R is Code 61 and form S is Code 62. These flanges are used with both metric and inch bolts so it is necessary to properly identify the bolt threads. See page 259 for details.

DIN 20066 is interchangeable with ISO 6142, SAE J518 and JIS B 8363, except for the bolt sizes.

DASH SIZE	METRIC SIZE EQUIV. MM	METRIC BOLT SIZES	
		FORM R CODE 61 (PA)	FORM S CODE 62 (PH)
-8	M20 X 1.5	M8 X 1.25 X 30	M8 X 1.25 X 30
-12	M24 X 1.5	M10 X 1.5 X 30	M10 X 1.5 X 40
-16	M30 X 1.5	M10 X 1.5 X 30	M12 X 1.75 X 45
-20	M36 X 1.5	M10 X 1.5 X 40	M14 X 2 X 45
-24	M45 X 1.5	M12 X 1.75 X 40	M16 X 2 X 55
-32	M52 X 1.5	M12 X 1.75 X 40	M20 X 2.5 X 70

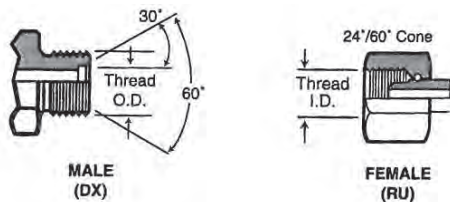
SAE J1453 O-Ring Face Seal



This connection is designed for leak-free use to 6,000 PSI. The o-ring in the face of the straight thread male end seals against the flat face female seat, and is mechanically held in place by a swivel female nut.

DASH SIZE	INCH SIZE	THREAD	MALE THREAD O.D.		FEMALE THREAD I.D.	
			MM	IN.	MM	IN.
-4	1/4	9/16-18	14.2	.56	12.9	.51
-6	3/8	11/16-16	17.3	.68	16.0	.63
-8	1/2	13/16-16	20.6	.81	19.0	.75
-10	5/8	1-14	25.4	1.00	23.6	.93
-12	3/4	1 3/16-12	30.0	1.18	27.8	1.10
-16	1	1 7/16-12	36.6	1.44	34.5	1.36
-20	1 1/4	1 11/16-12	42.7	1.68	40.6	1.60
-24	1 1/2	2-12	50.8	2.00	48.8	1.92

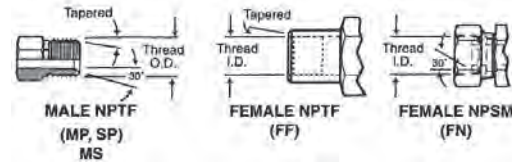
DIN 7611 60° Series



This German standard consists of a single male and female end with straight metric threads. The female has a 60° or a universal 24°/60° cone which seals on the 60° seat in the male end.

THREAD	MALE THREAD O.D.		FEMALE THREAD I.D.		TUBE O.D.	
	MM	IN.	MM	IN.	MM	IN.
M12 x 1.5	12	.47	10.5	.41	6	.24
M14 x 1.5	14	.55	12.5	.49	8	.32
M16 x 1.5	16	.63	14.5	.57	10	.39
M18 x 1.5	18	.71	16.5	.65	12	.47
M22 x 1.5	22	.87	20.5	.81	15	.59
M26 x 1.5	26	1.02	24.5	.96	18	.71
M30 x 1.5	30	1.18	28.5	1.12	22	.87
M38 x 1.5	38	1.50	36.5	1.44	28	1.10
M45 x 1.5	45	1.77	43.5	1.71	35	1.38
M52 x 1.5	52	2.04	50.5	1.99	42	1.65

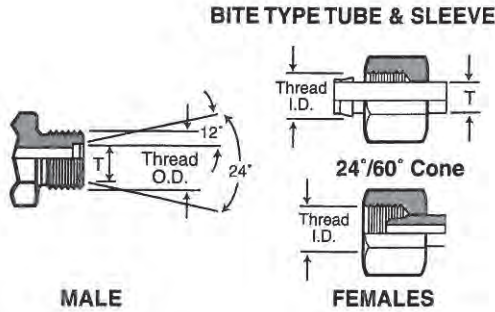
American Dryseal Pipe Threads (NPTF and NPSM)



This commonly used connection incorporates two methods of sealing. The male NPTF (Dryseal) tapered thread will mate with the NPTF tapered female, which is usually a port, and seal when the special threads are crushed together. Male PTF (Short Dryseal) are identical to male NPTF threads except that the thread length has been shortened by one full thread from the small end of the taper. Additional sealing aids such as pipe dope and Teflon tape are often used with these threads. If the male end has a 30° seat it will mate with the 30° cone seat in the NPSM straight thread swivel female, usually found on adapters, and is mechanically held together by the threads. NPTF & NPSM threads are not interchangeable with British pipe threads.

DASH SIZE	INCH SIZE	THREAD	MALE THREAD O.D.		FEMALE THREAD I.D.	
			MM	IN.	MM	IN.
-2	1/8	1/8 - 28	10.3	.41	9.4	.37
-4	1/4	1/4 - 19	13.7	.54	12.4	.49
-6	3/8	3/8 - 19	17.3	.68	15.7	.62
-8	1/2	1/2 - 14	21.3	.84	19.3	.76
-10	5/8	5/8 - 14	22.9	.90	21.1	.83
-12	3/4	3/4 - 14	26.9	1.06	24.9	.98
-16	1	1 - 11	33.3	1.31	31.5	1.24
-20	1-1/4	1 1/4-11	42.2	1.66	40.1	1.58
-24	1-1/2	1 1/2-11	48.3	1.90	46.2	1.82
-32	2	2-11	60.4	2.38	57.9	2.28

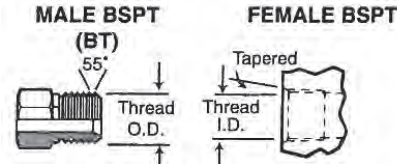
French Metric GAZ(RY) w/24° Seat



This metric connection consists of a male and two female styles, both of which seal on the 24° taper in the male end. These connections are generally found only on French made equipment.

DASH	THREAD	MALE THREAD O.D.		FEMALE THREAD I.D.		TUBE O.D. "T" DIM.	
		MM	IN.	MM	IN.	MM	IN.
-6	M20 X 1.5	20	.78	18.5	.73	13.25	.52
-8	M24 X 1.5	24	.94	22.5	.89	16.75	.66
-10	M30 X 1.5	30	1.18	28.5	1.12	21.25	.83
-12	M36 X 1.5	36	1.41	34.5	1.36	26.75	1.05
-16	M45 X 1.5	45	1.77	43.5	1.71	33.50	1.32
-20	M52 X 1.5	52	2.04	50.5	1.99	42.25	1.66

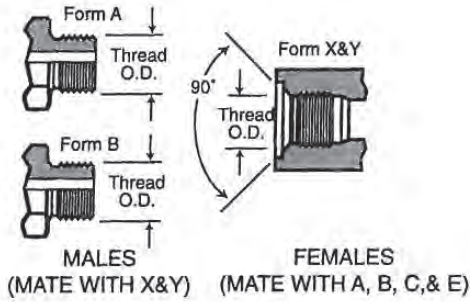
British Standard Pipe – BSP (BSPP & BSPT)



The British BSP connections include two types of threads, BSPP which are straight (or parallel) and BSPT which are tapered. The BSPT tapered male will mate with a BSPT tapered female (usually a port) and seals on the threads. The BSPP parallel male has a 30° chamfered seat which seals with a BSPP swivel female on its 30° cone seat. (Similar to the American NPSM-NPTF connection, however, the BSPP swivel female end is commonly found on couplings.) The BSP threads are similar to, but not interchangeable with, American NPTF pipe threads.

DASH SIZE	INCH SIZE	THREAD	MALE THREAD O.D.		FEMALE THREAD I.D.	
			MM	IN.	MM	IN.
-2	1/8	1/8 - 28	10.3	.41	9.4	.37
-4	1/4	1/4 - 19	13.7	.54	12.4	.49
-6	3/8	3/8 - 19	17.3	.68	15.7	.62
-8	1/2	1/2 - 14	21.3	.84	19.3	.76
-10	5/8	5/8 - 14	22.9	.90	21.1	.83
-12	3/4	3/4 - 14	26.9	1.06	24.9	.98
-16	1	1 - 11	33.3	1.31	31.5	1.24
-20	1-1/4	1 1/4-11	42.2	1.66	40.1	1.58
-24	1-1/2	1 1/2-11	48.3	1.90	46.2	1.82
-32	2	2-11	60.4	2.38	57.9	2.28

DIN 3852 – Parallel Threads Metric & Whitworth, sheets 1 & 2



This large, and somewhat complicated, thread standard is divided into two sections. Sheet 1 covers metric threads and sheet 2, Whitworth (BSP) pipe threads. Both thread styles are available in parallel or tapered configurations.

Male thread forms A, B, C, or E (E is not shown here) will mate with form X or form Y female ports, while tapered male form C mates with female form Z.

The parallel threads seal using various sealing rings or washers such as o-rings, bonded seals, or metal to metal seals. Form E is used by agreement between the supplier and user and also incorporates numerous sealing rings.

Form X and Y parts will always have a machined or spotfaced surface to accommodate the required seals.

Whitworth Parallel Pipe Threads – Sheet 2

THREAD	MALE THREAD O.D.		FEMALE THREAD I.D.	
	MM	IN.	MM	IN.
M12 X 1.5	12	.47	10.5	.41
M14 X 1.5	14	.55	12.5	.49
M16 X 1.5	16	.63	14.5	.57
M18 X 1.5	18	.71	16.5	.65
M20 X 1.5	20	.78	18.5	.73
M22 X 1.5	22	.87	20.5	.81
M24 X 1.5	24	.94	22.5	.89
M26 X 1.5	26	1.02	24.5	.96
M27 X 1.5	27	1.06	25.5	1.00
M30 X 1.5	30	1.18	28	1.11
M30 X 2	30	1.18	28	1.11
M33 X 2	33	1.30	31.5	1.24
M36 X 2	36	1.41	34	1.34
M38 X 2	38	1.50	36	1.41
M42 X 2	42	1.65	40	1.57
M45 X 2	45	1.77	43	1.70
M48 X 2	48	1.89	46	1.81
M52 X 2	52	2.04	50	1.97

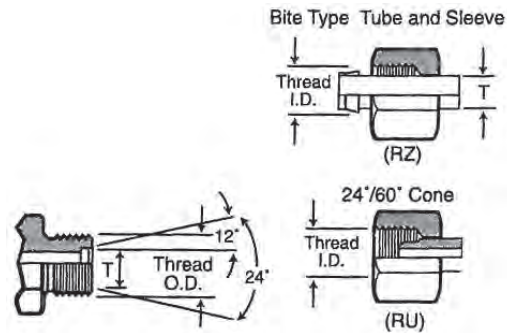
Metric Parallel Threads – Sheet 1

THREAD	MALE THREAD O.D.		FEMALE THREAD I.D.		TUBE O.D.'S SERIES			
	MM	IN.	MM	IN.	LIGHT DUTY		STANDARD DUTY	
	MM	IN.	MM	IN.	MM	IN.	MM	IN.
1/8 - 28	10.3	.41	9.4	.37	6	.24	-	-
1/4 - 19	13.7	.54	12.4	.49	8	.31	6	.24
					10	.39	8	.31
3/8 - 19	17.3	.68	15.7	.62	12	.47	10	.39
					14	.55	12	.47
1/2 - 14	21.3	.84	19.3	.76	15	.59	14	.55
					18	.71	16	.63
3/4 - 14	26.9	1.06	24.9	.98	22	.87	20	.79
1 - 11	33.3	1.31	31.5	1.24	28	1.10	25	.98
1 1/4 - 11	42.2	1.66	40.1	1.58	35	1.38	30	1.18
1 1/2 - 11	48.3	1.90	46.2	1.82	42	1.65	38	1.50

THREAD STANDARDS



DIN 2353 - 24° Male and Mating Females




This connector system consists of one male and three styles of female, all of which have straight metric threads.

Sealing takes place between the 24° seat in the male end and the respective sealing areas in the female ends.

DIN 2353 includes both a light and heavy duty series which can be identified by measuring the tube O.D.

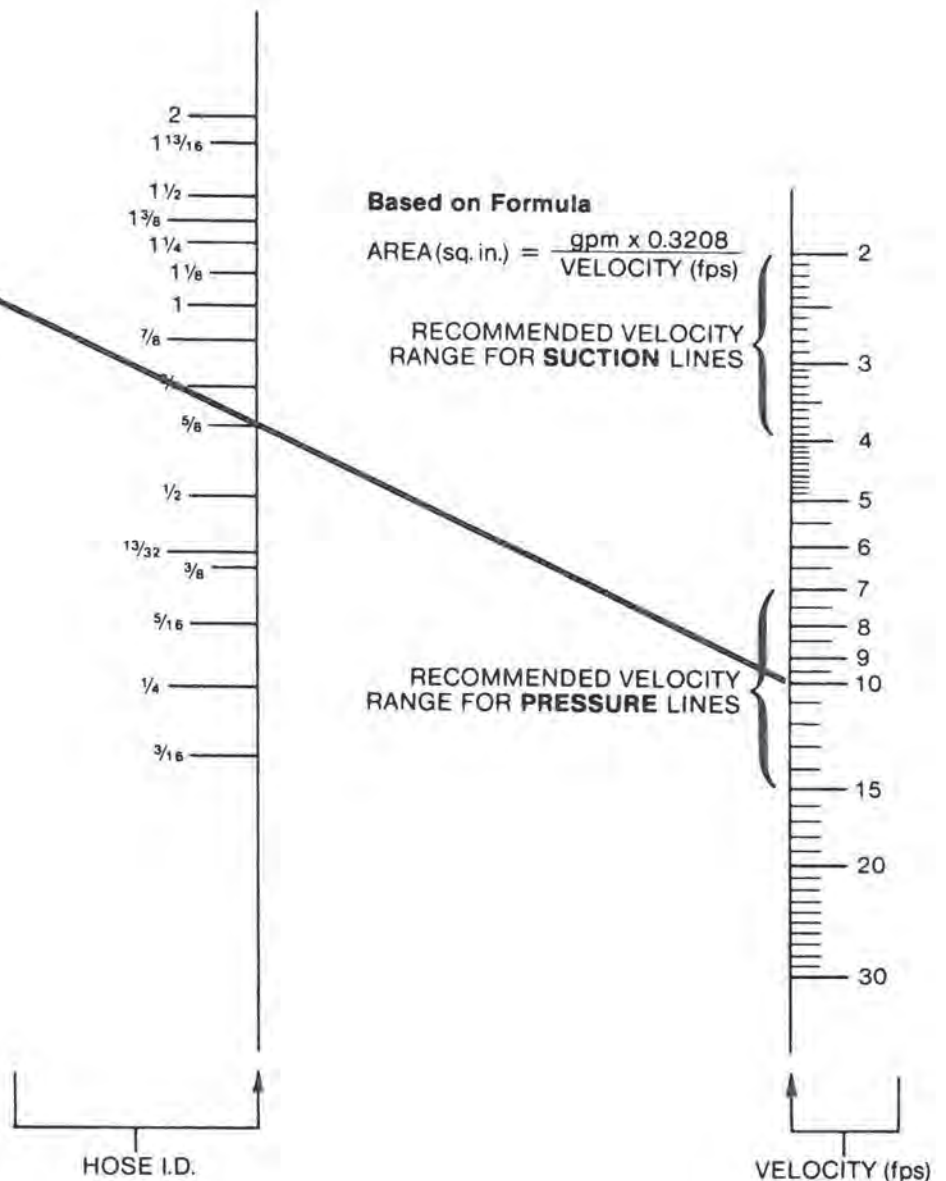
THREAD	TUBE O.D. "T" DIM.							
	MALE THREAD O.D.		FEMALE THREAD I.D.		LIGHT DUTY		STANDARD DUTY	
	MM	IN.	MM	IN.	MM	IN.	MM	IN.
M12 X 1.5	12	.47	10.5	.41	6	.24	-	-
M14 X 1.5	14	.55	12.5	.49	8	.32	6	.24
M16 X 1.5	16	.63	14.5	.57	10	.39	8	.32
M18 X 1.5	18	.71	16.5	.65	12	.47	10	.39
M20 X 1.5	20	.78	18.5	.73	-	-	12	.47
M22 X 1.5	22	.87	20.5	.81	15	.59	14	.55
M24 X 1.5	24	.94	22.5	.89	-	-	16	.63
M26 X 1.5	26	1.02	24.5	.96	18	.71	-	-
M30 X 2	30	1.18	28	1.11	22	.87	20	.78
M36 X 2	36	1.41	34	1.34	28	1.10	25	.98
M42 X 2	42	1.65	40	1.57	-	-	30	1.18
M45 X 2	45	1.77	43	1.70	35	1.32	-	-
M52 X 2	52	2.04	50	1.97	42	1.66	38	1.50

SELECTING HOSE STYLE BY FLOW CAPACITY



HOW TO USE THIS CHART: Determine the proper flow rate your system requires, then connect a straight edge from the selected flow rate to the recommended velocity range. The required hose I.D. will appear at the intersection of the straight edge and the center column. If the straight edge passes through the scale between sizes listed, use the next larger I.D. hose.

Example: The flow rate your system requires is 10 gallons per minute. Connect your straight edge from the 10 gallon per minute flow rate column to the recommended velocity range for pressure lines of 10 feet per second (fps). The straight edge intersects at 5/8 so the recommended hose I.D. is 5/8".



HOSE SELECTION BY FLOW RATE



The following table represents the maximum flow rate in gallons per minute (GPM) by hose I.D. for pressure lines and suction lines.

Hose I.D. in Inches	Recommended Maximum Flow (GPM) Pressure Lines	Recommended Maximum Flow (GPM) Suction Lines
3/16	1.29	.35
1/4	2.30	.61
5/16	3.59	.96
3/8	5.16	1.38
13/32	6.06	1.62
1/2	9.18	2.45
5/8	14.35	3.83
3/4	20.66	5.51
7/8	28.12	7.50
1	36.72	9.79
1-1/8	46.48	12.39
1-1/4	57.38	15.30
1-3/8	69.43	18.51
1-1/2	82.63	22.03
1-13/16	120.64	32.17
2	146.89	39.17

Recommendations are for oils having a maximum viscosity of 315 S.S.U. at 100 F, operating at temperatures between 65 and 155 F.

$$V = \frac{.408 \times \text{GPM}}{D^2}$$

$$\text{GPM} = \frac{V \times D^2}{.408}$$

$$D = \sqrt{\frac{.408 \times \text{GPM}}{V}}$$

V = Velocity in FPS

GPM = Flow Rate in gallons per minute

D = Hose I.D. in inches

15 feet per second (FPS) is the recommended maximum fluid velocity for hydraulic systems. Under certain conditions, velocity in pressure lines can be increased. Please contact NRP Jones with specific application information.

FOUR BOLT SPLIT FLANGE DIMENSIONS

SAE J518 Code 61 and Code 62 4-Bolt Flanges

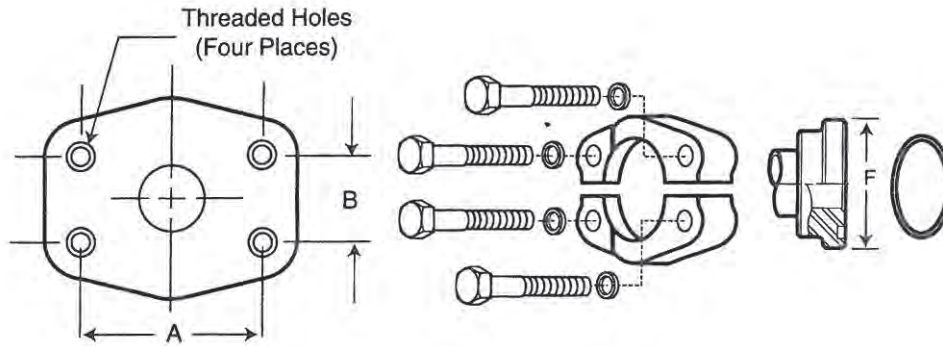
This connection is commonly used worldwide to connect larger sizes of hose and tubing (3/4" to 3") in fluid power systems. An o-ring, inserted into a ring groove in the flange head seals on a smooth faced female port, and is held in place by two clamp halves (or a one piece clamp), which are held tight by four bolts located in a rectangular pattern.

J518 flanges come in two pressure classes. The standard series, Code 61, which goes to 5,000 psi and the high pressure series, Code 62, where all sizes are rated at 6,000 psi. J518 is interchangeable with ISO 6141, DIN 20066 and JIS B 8363, except for bolt sizes.

SAE Code 61-Standard Series (Style PA)

DASH SIZE	PORT SIZE	BOLT SIZE	RECOMMENDED CODE 61 WORKING PRESSURE		FLANGE O.D. "F" ± .010		BOLT SPACING "A" ± .010		BOLT SPACING "B" ± .010	
			PSI	MPA	MM	IN.	MM	IN.	MM	IN.
-08	1/2	5/16-18 x 1 1/4	5,000	34.5	30.2	1.19	38.1	1.50	17.5	.69
-10	*5/8	M8 x 1.25 x 30	5,000	34.5	34.0	1.34	42.9	1.69	19.8	.78
-12	3/4	3/8-16 x 1 1/4	5,000	34.5	38.1	1.50	47.6	1.88	22.4	.88
-16	1	3/8-16 x 1 1/4	5,000	34.5	44.4	1.75	52.4	2.06	26.2	1.03
-20	1 1/4	7/16-14 x 1 1/2	4,000	27.6	50.8	2.00	58.7	2.31	30.2	1.19
-24	1 1/2	1/2-13 x 1 1/2	3,000	20.7	60.3	2.38	69.8	2.75	35.8	1.41
-32	2	1/2-13 x 1 3/4	3,000	20.7	71.4	2.81	77.8	3.06	42.9	1.69
-40	2 1/2	1/2-13 x 1 3/4	2,500	17.2	84.1	3.31	88.9	3.50	50.8	2.00
-48	3	5/8-11 x 1 3/4	2,000	13.8	101.6	4.00	106.4	4.19	62.0	2.44

*Non SAE Size, common on Komatsu Equipment



SAE Code 62-High Pressure Series (Style PH)

DASH SIZE	PORT SIZE	BOLT SIZE	RECOMMENDED CODE 62 WORKING PRESSURE		FLANGE O.D. "F" ± .010		BOLT SPACING "A" ± .010		BOLT SPACING "B" ± .010	
			PSI	MPA	MM	IN.	MM	IN.	MM	IN.
-08	1/2	5/16-18 x 1 1/4	6,000	41.4	31.7	1.25	40.5	1.59	18.3	.72
-12	3/4	3/8-16 x 1 1/2	6,000	41.4	41.3	1.63	50.8	2.00	23.9	.94
-16	1	7/16-14 x 1 3/4	6,000	41.4	47.6	1.88	57.1	2.25	27.7	1.09
-20	1 1/4	1/2-13 x 1 3/4	6,000	41.4	54.0	2.13	66.7	2.63	31.8	1.25
-24	1 1/2	5/8-11 x 2 1/4	6,000	41.4	63.5	2.50	79.4	3.13	36.6	1.44
-32	2	3/4-10 x 2 3/4	6,000	41.4	79.4	3.13	96.8	3.81	44.5	1.75

Blank technical drawing area with horizontal dotted lines.